

N^{os} 10 & 11, WELLCLOSE SQUARE, E.1.

PROPOSED FACTORY REBUILDING

D^o No
659

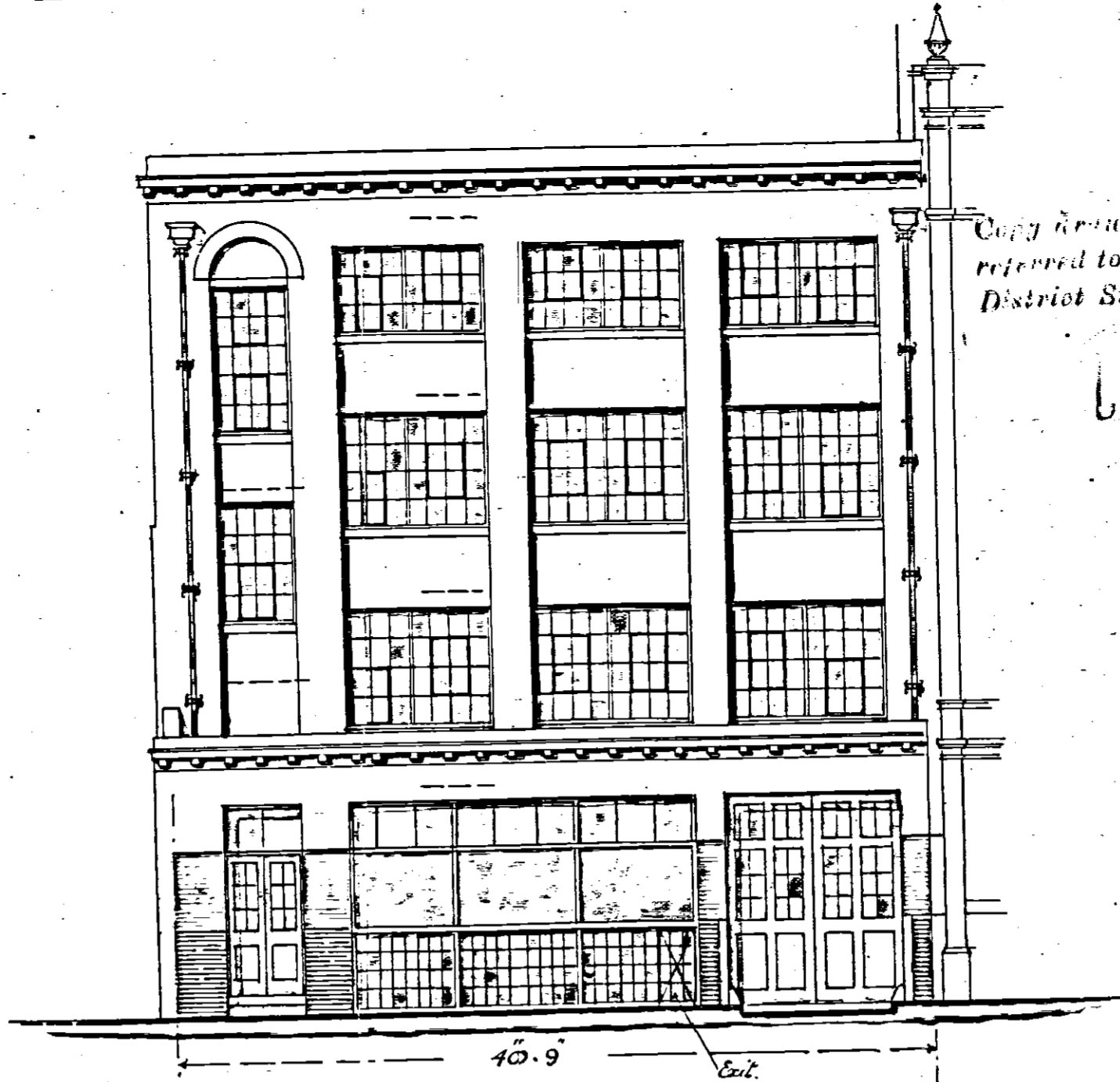
3rd copy to L.C.C.
(Architects) 11/35

130469

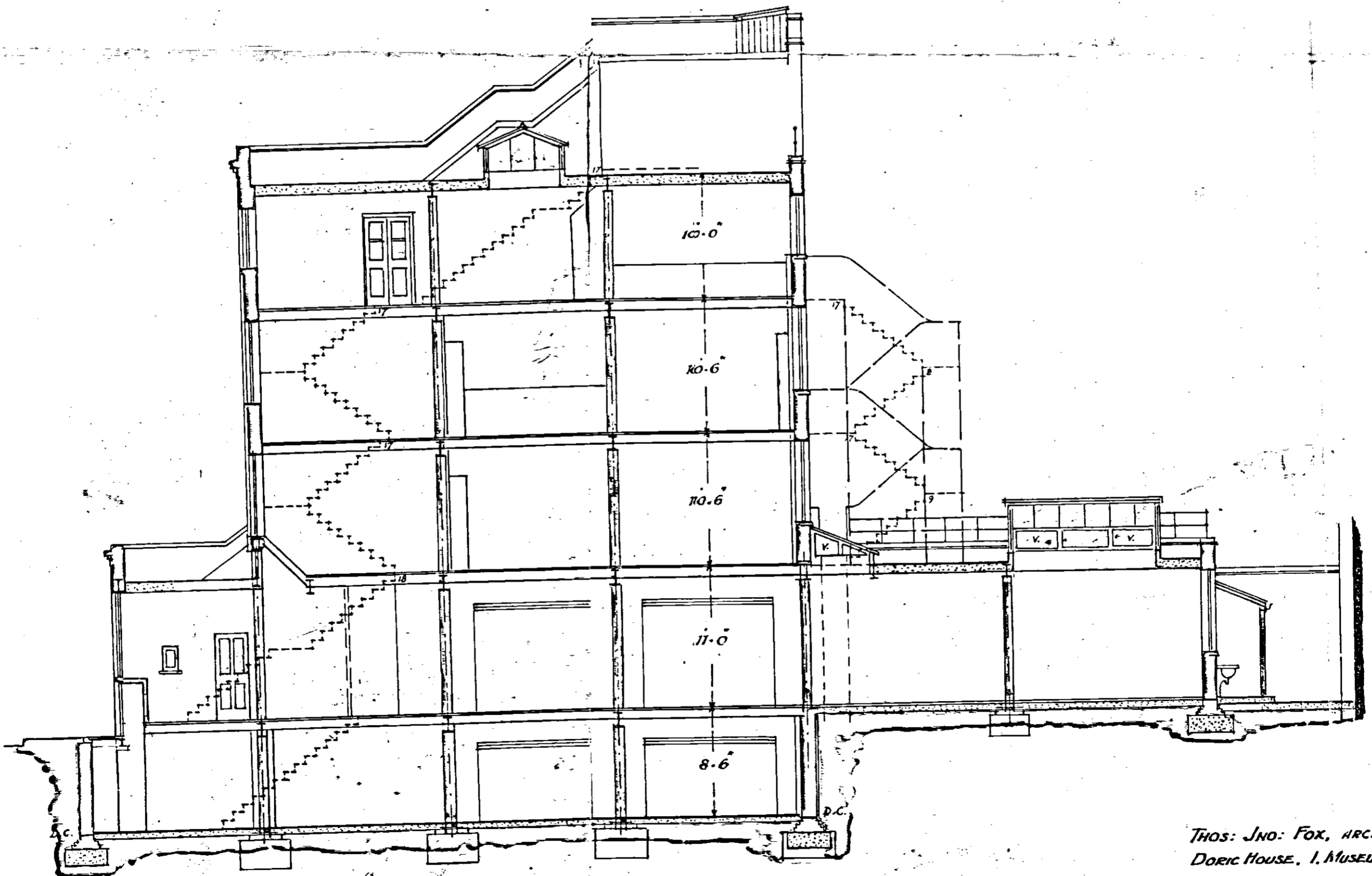
J. W. C. Barker
[Signature]

Copy drawing
referred to in letter to Mr.
District Surveyor, dated

[Signature]
Superintending Architect.



FRONT ELEVATION



SECTION AT A-A

THOS. JNO. FOX, ARCHITECT,
DORIC HOUSE, 1, MUSEUM ST.,
LONDON, W.C.1.

26th, OCTOBER 1935.




Scale: - 8 feet to 1 inch


L26

111
Nos 10 & 11, WELLCLOSE SQUARE, E.1.

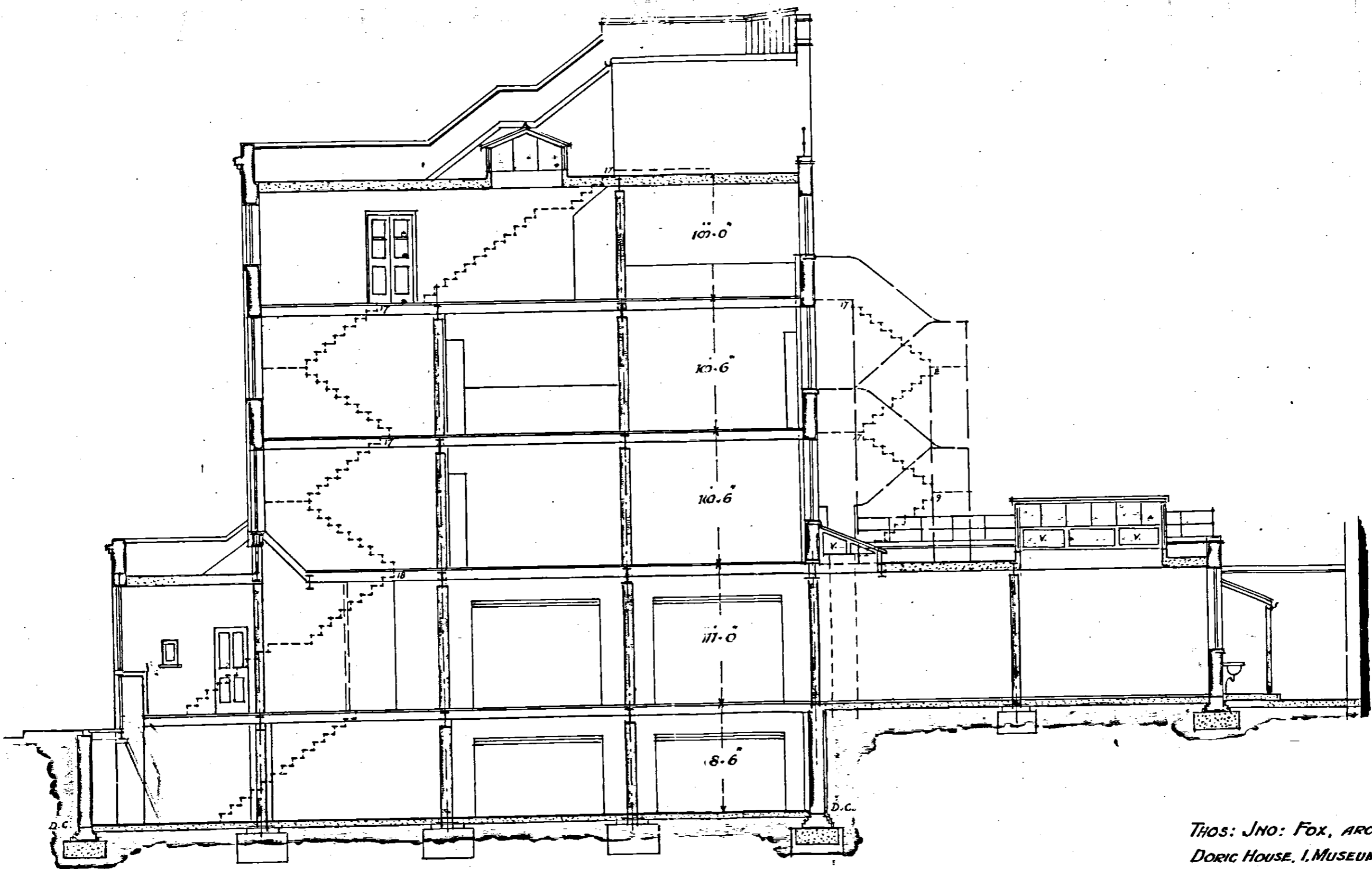
PROPOSED FACTORY REBUILDING



D9NO
659

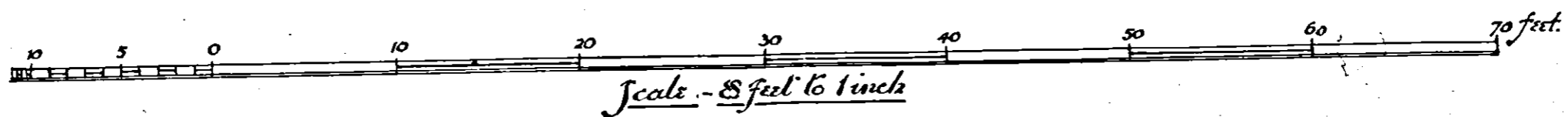


FRONT · ELEVATION



SECTION · AT · A · A

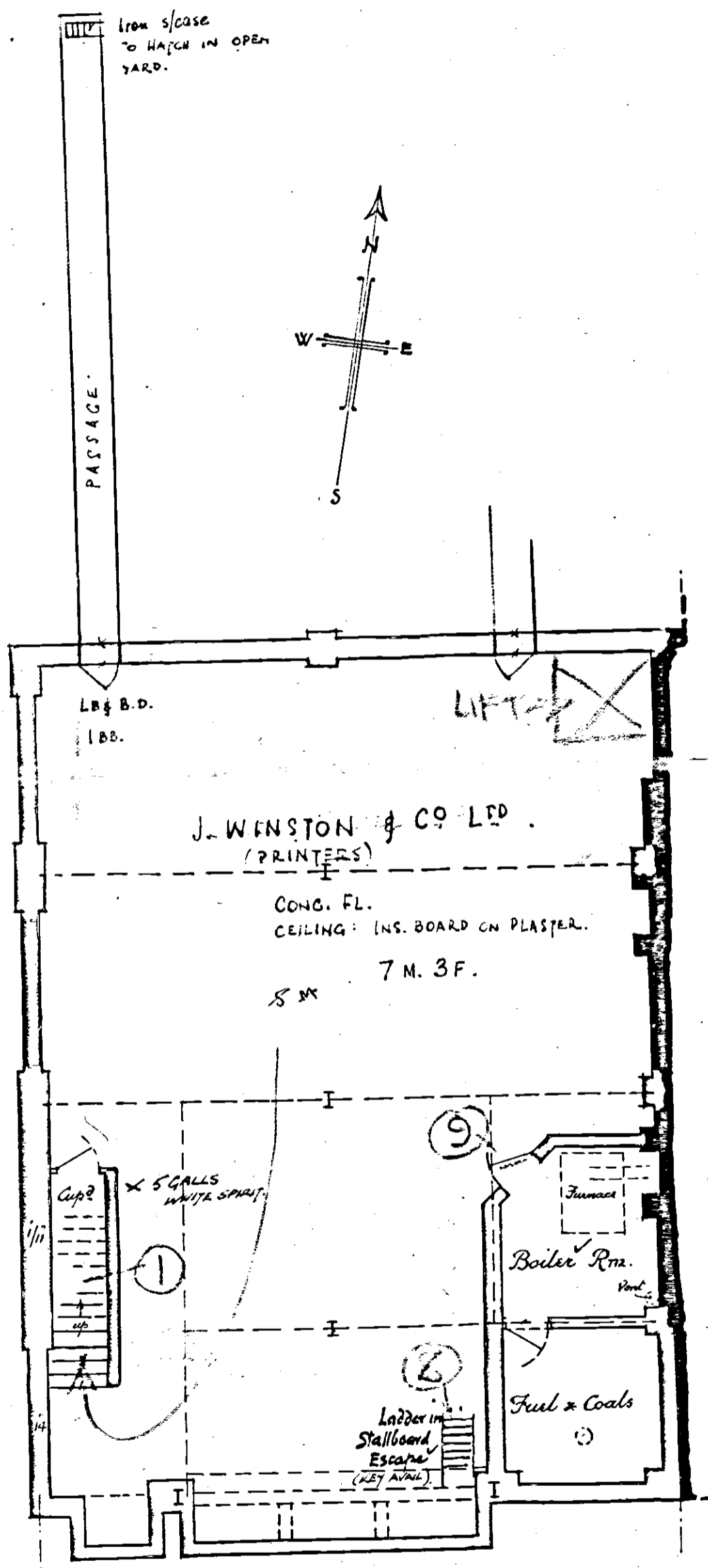
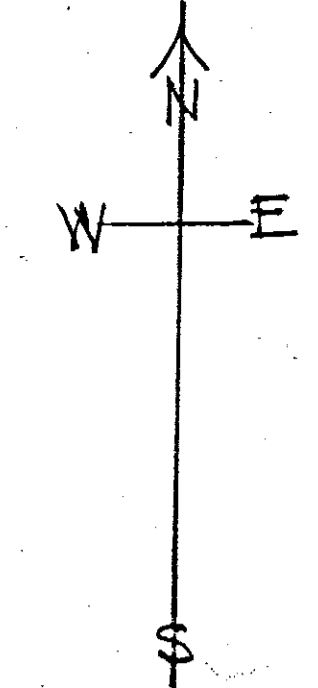
THOS. JNO. FOX, ARCHITECT,
DORIC HOUSE, 1, MUSEUM ST.,
LONDON, W.C. 1,
26th OCTOBER 1935.



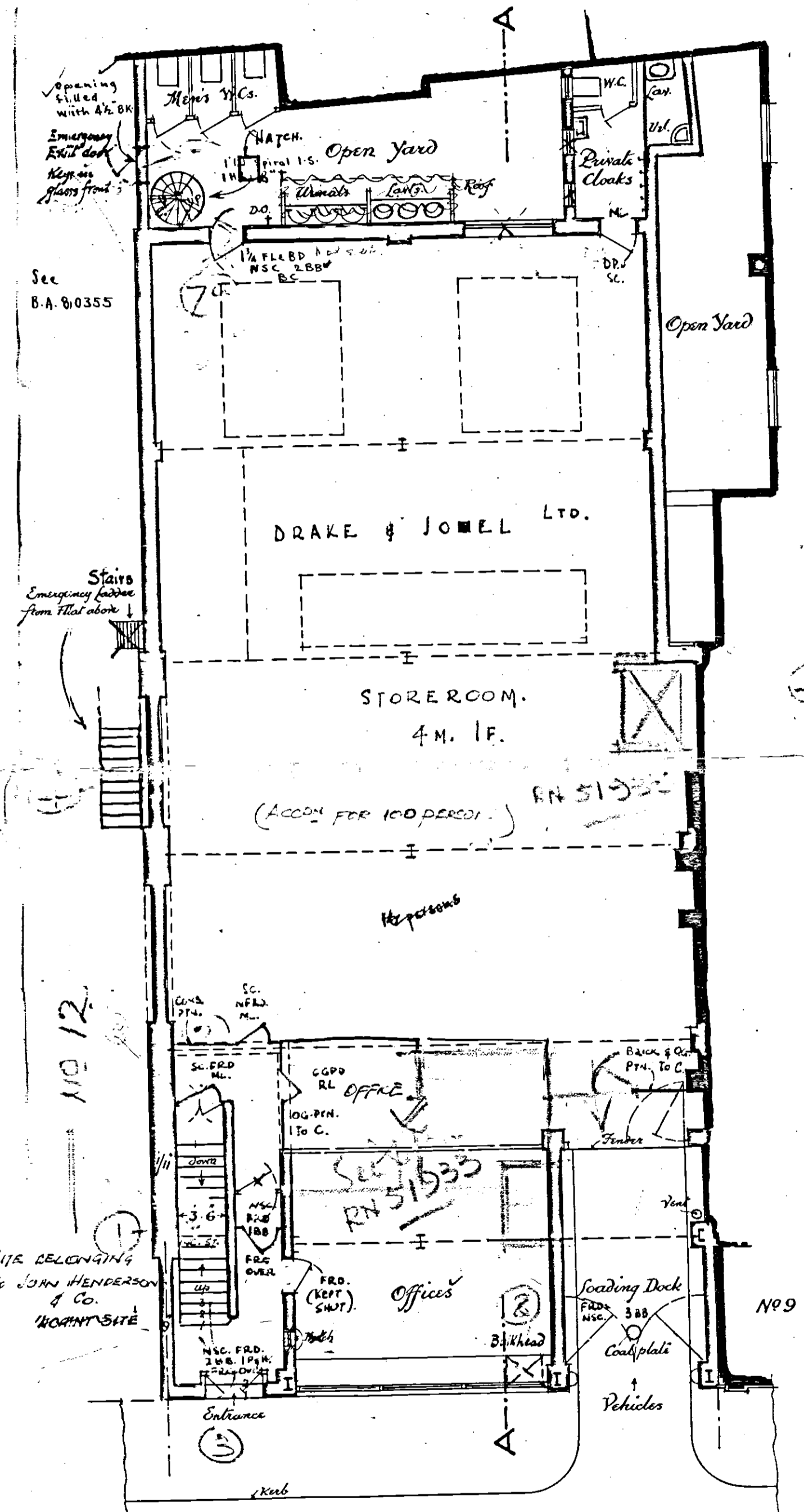
108507

D^o N^o
658

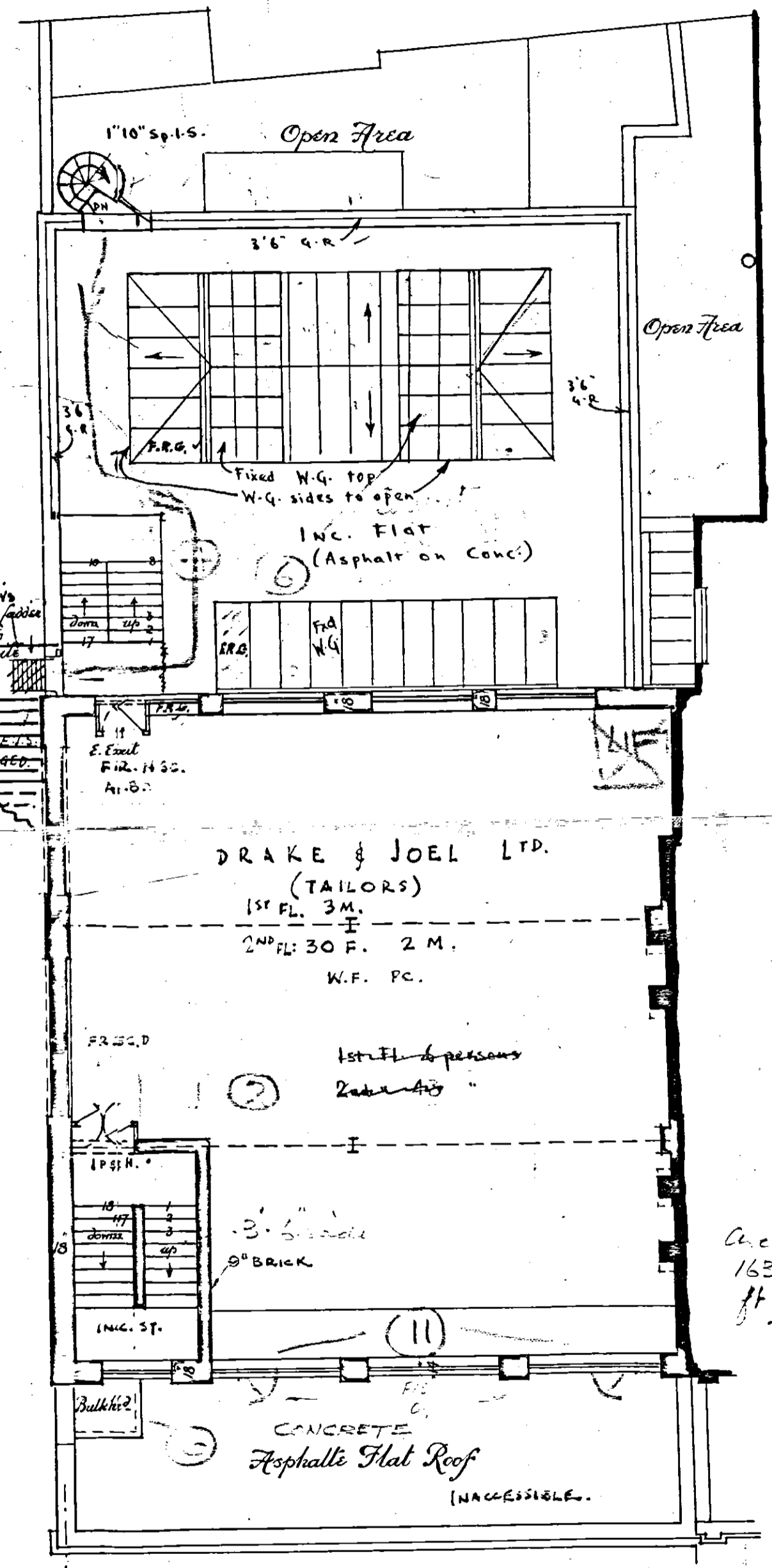
N^{os} 10 & 11, WELLCLOSE SQUARE, E. 1. PROPOSED FACTORY REBUILDING



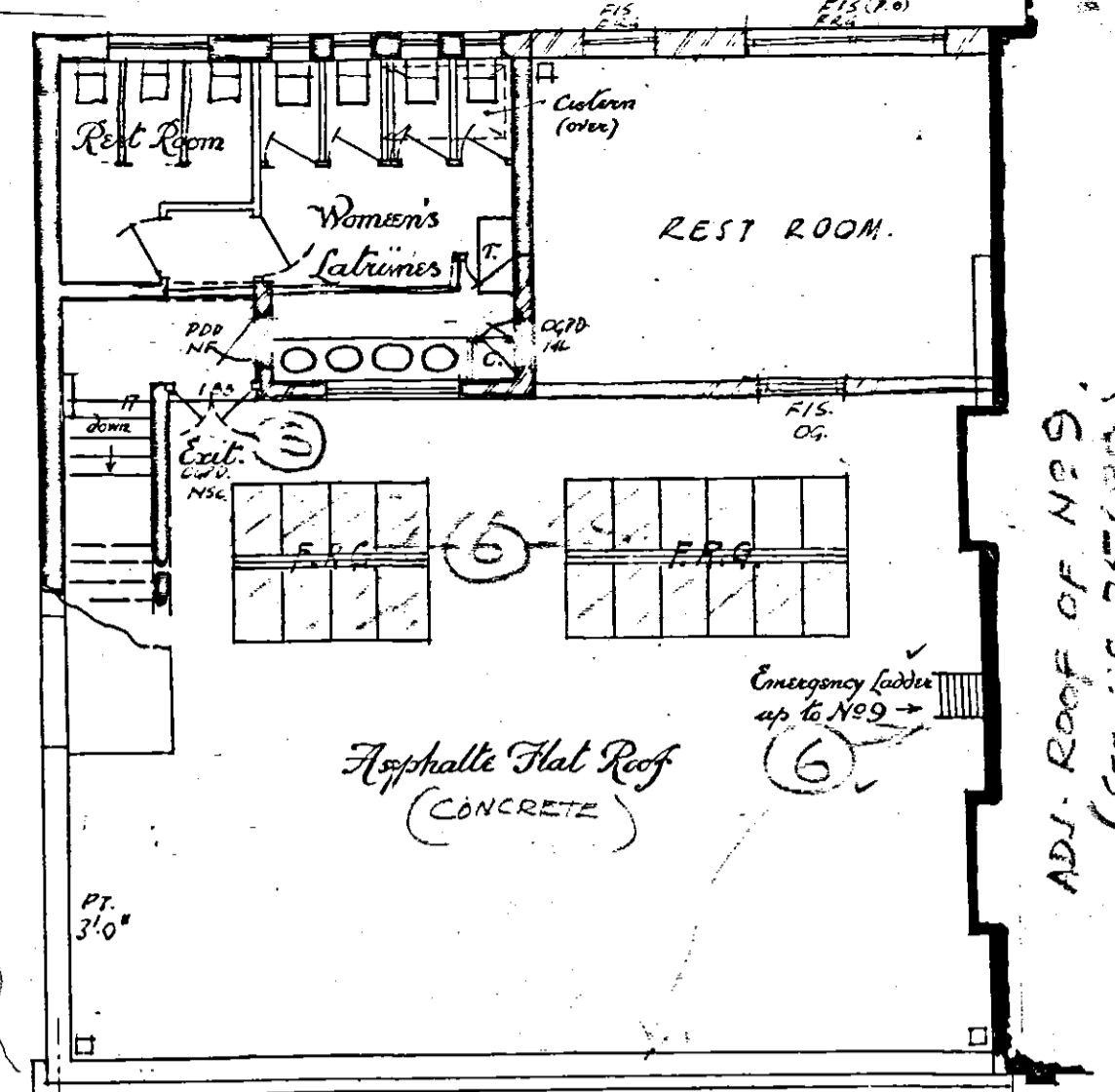
BASEMENT PLAN



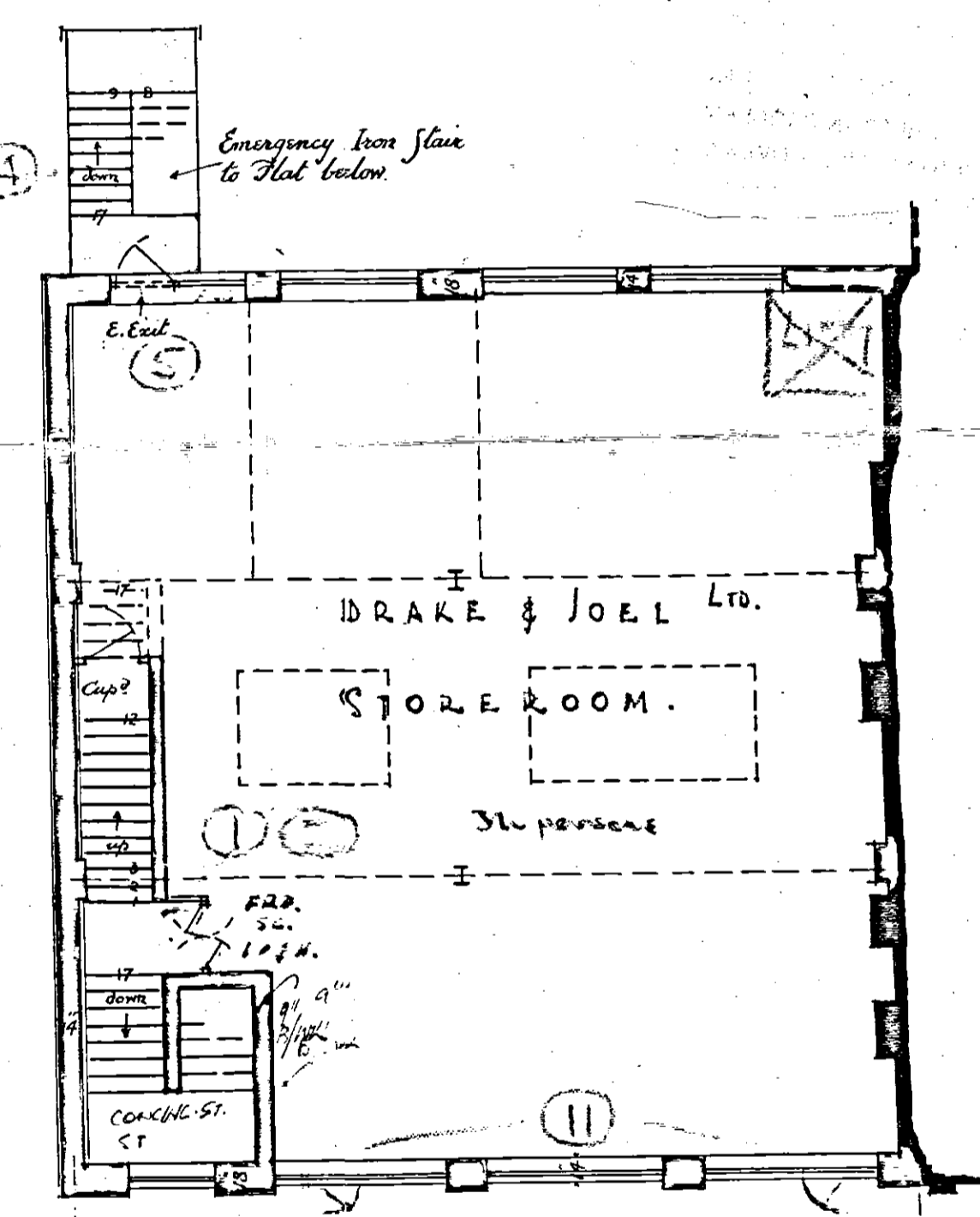
GROUND FLOOR PLAN 16



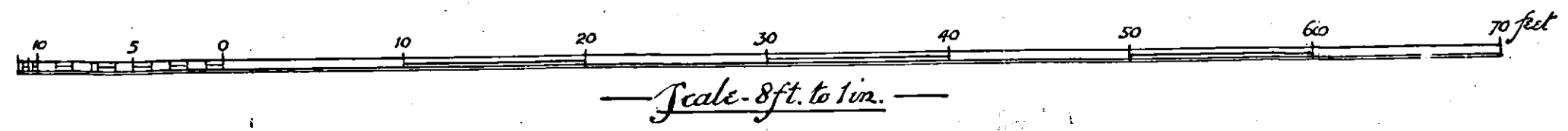
**FIRST FLOOR PLAN
&
SECOND FLOOR (SIMILAR)**



**4th FLOOR &
ROOF PLAN**



THIRD FLOOR PLAN 31



INFORMATION IN GREEN INK
OBTAINED FOR L.C.C. BY R.A.S.
29.5.62.

Amendments in red ink
[Signature]
13/11/35.

THOS. JNO. FOX, ARCHITECT,
DORIC HOUSE, 1, MUSEUM ST.,
LONDON, W.C. 1.
26th OCTOBER 1935.

Premises occupied by
SLIMMA WEAR LTD.,
Mans. of clothing.

Notes in blue - D.L. Bishop 11/9/30

Nos 10 & 11, WELLCLOSE SQUARE. E.I.

PLAN OF DEVIATIONS SEE L.C.C. LETTER OF MARCH 18TH 1937.

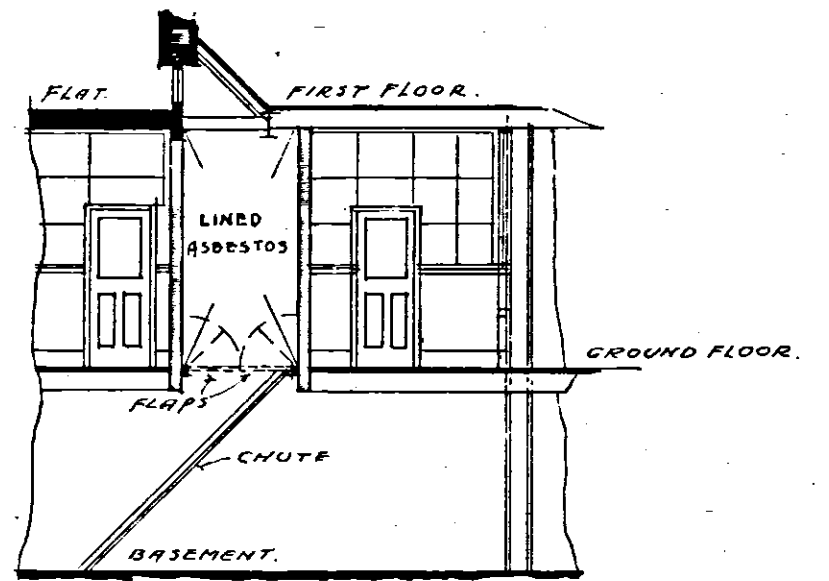
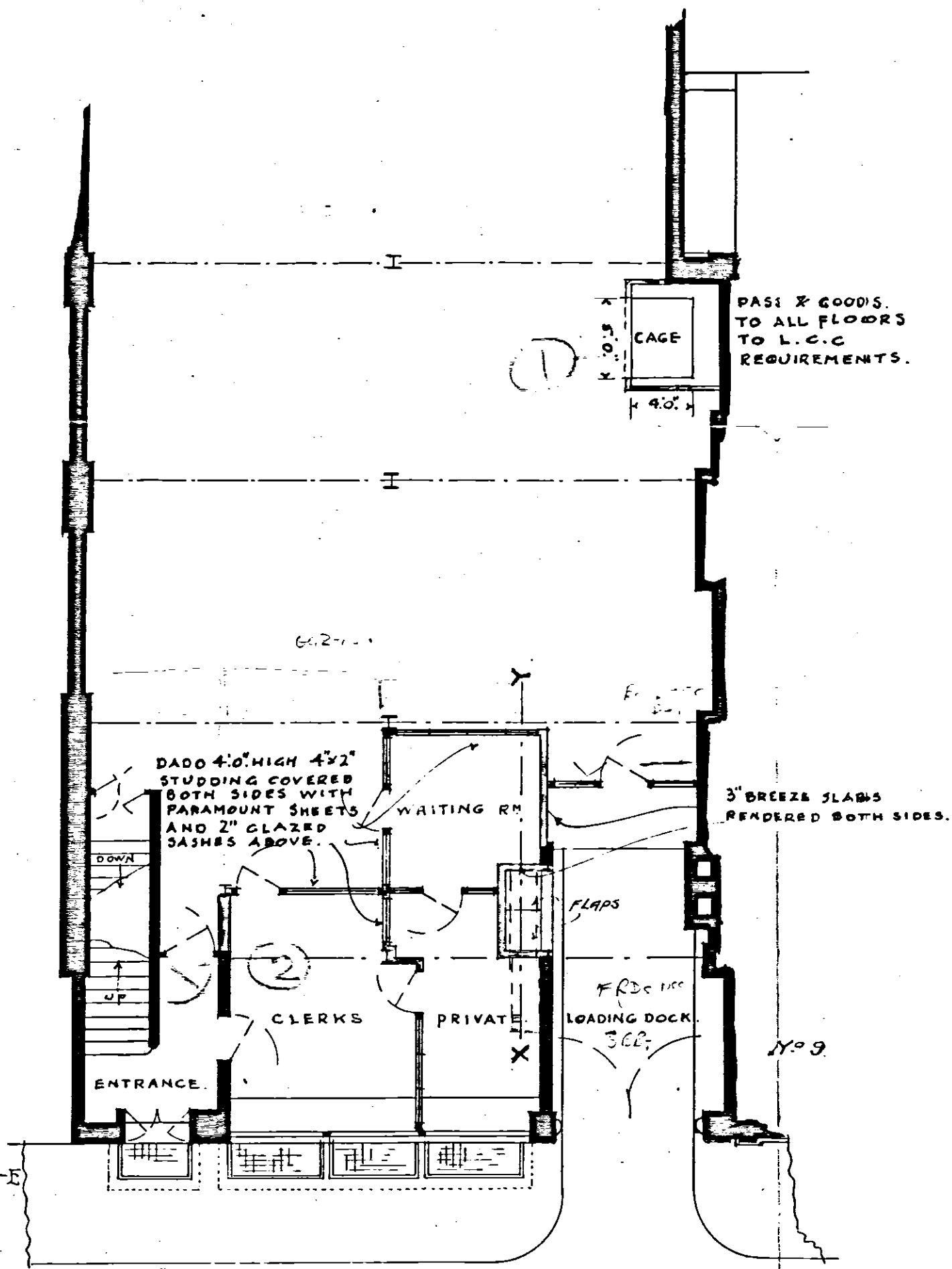
E.S. 108507. REG No 051475.

DGN^o
713.

L.C.C.
ARCHITECTS DEPT
-8 APR 1937 - 051933

COPY OF THIS PLAN FOR
DISTRICT SURVEYOR
EXD. BY *awt*

LONDON COUNTY COUNCIL
ESCAPE
8 APR 1937
SECTION
SUPERINTENDING ARCHITECTS DEPT

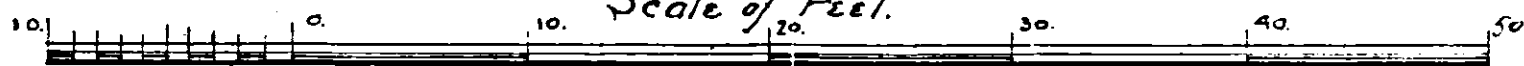


SECTION X-Y.

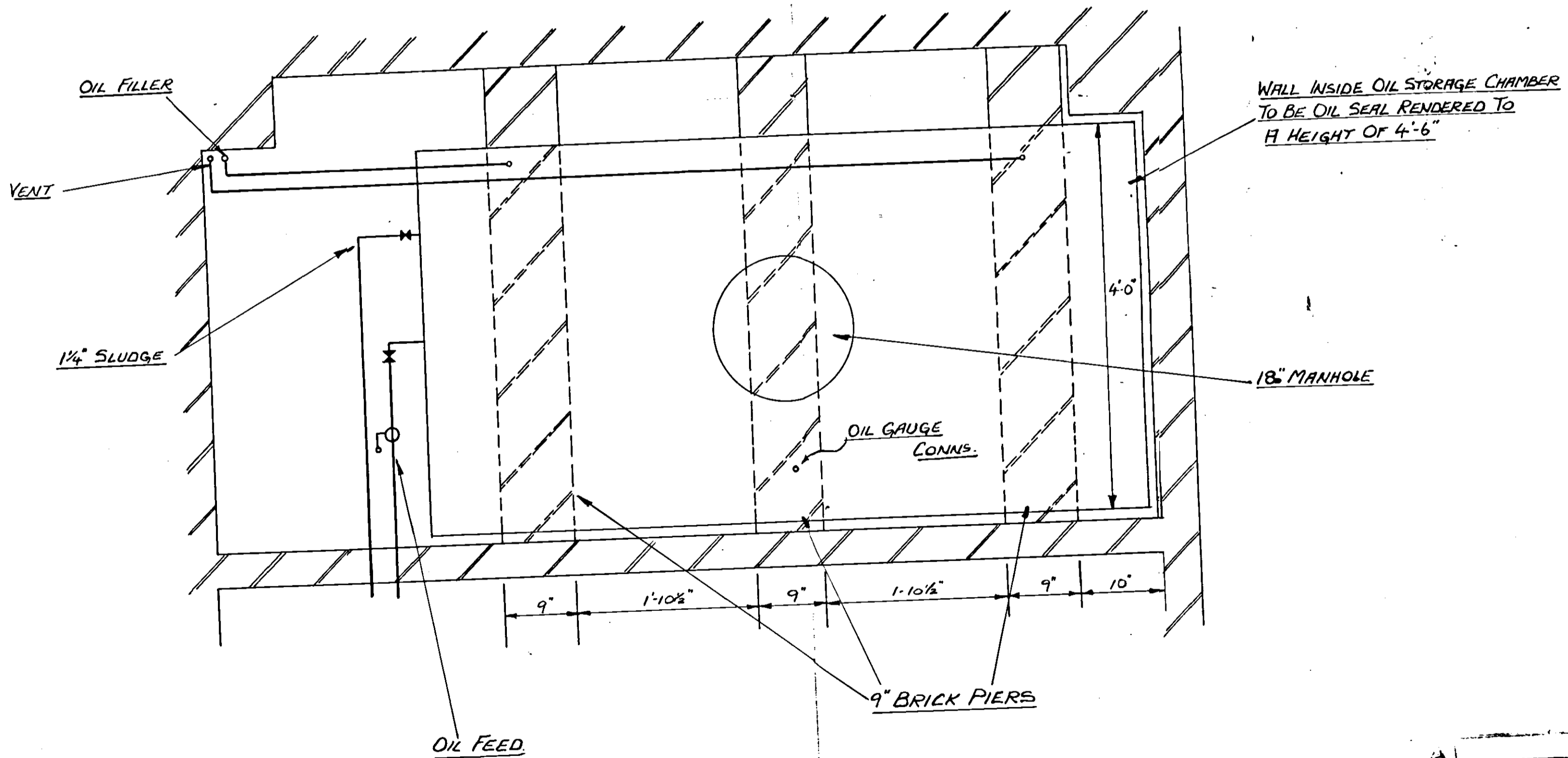
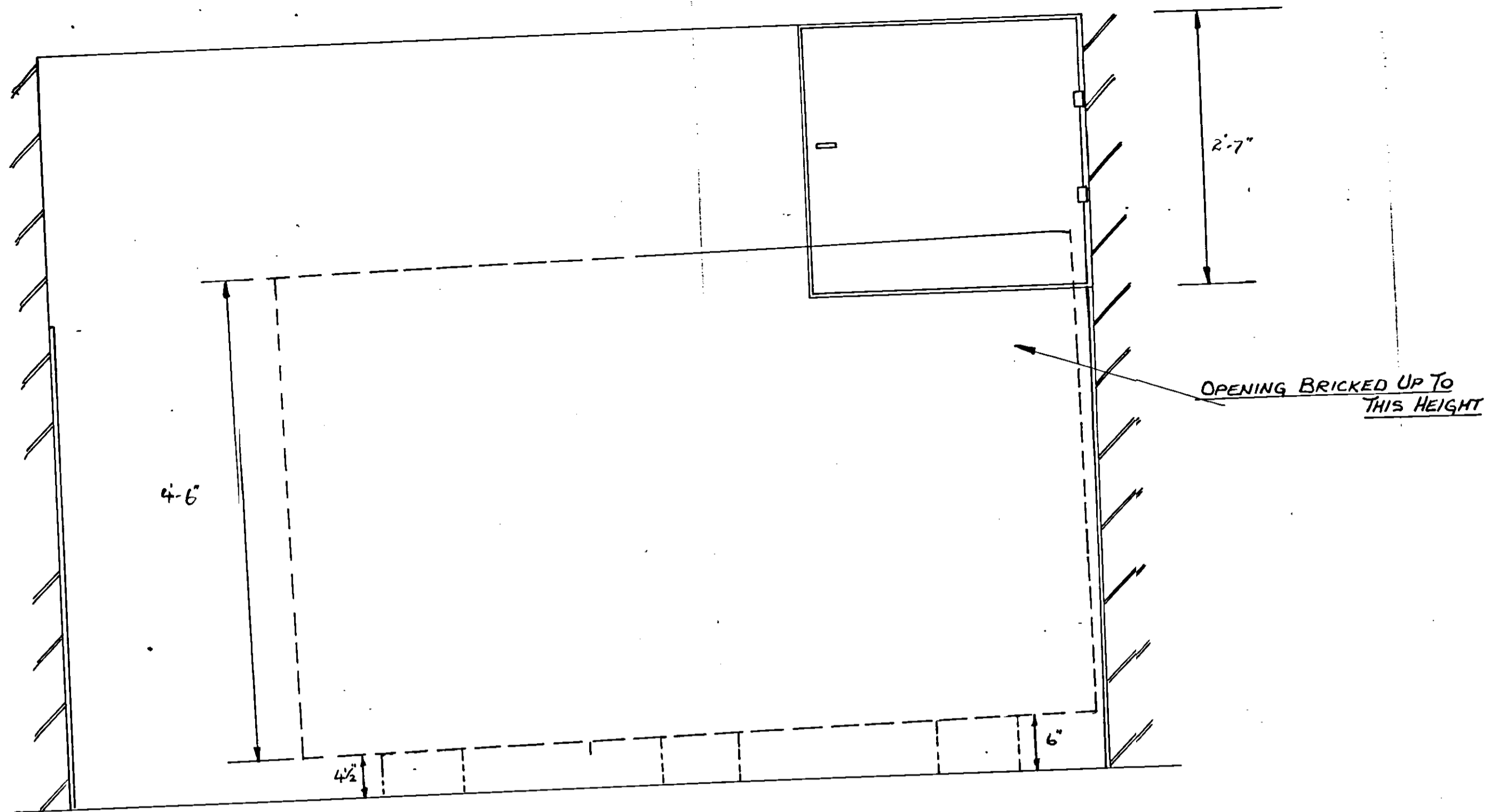
GROUND FLOOR PLAN.

WELLCLOSE SQUARE.

Scale of Feet.



THOS. JNO. FOX, ARCHITECT.
DORIC HOUSE, 1, MUSEUM ST
LONDON, W.C.1. APRIL 7TH 1937.



OIL STORAGE CHAMBER AT
MESSRS DRAKE & JOEL LTD.

C		D	
CLARK HUNT & CO LTD.			
HEATING & AIR CONDITIONING ENGINEERS, SOUTHBURT ROAD, ENFIELD, MIDDLESEX.			
Drawn <i>HP</i>	Scale <i>1" To 1 foot</i>	Approved Date <i>1.12.60</i>	
DRAWING No C.5065			REVISIONS

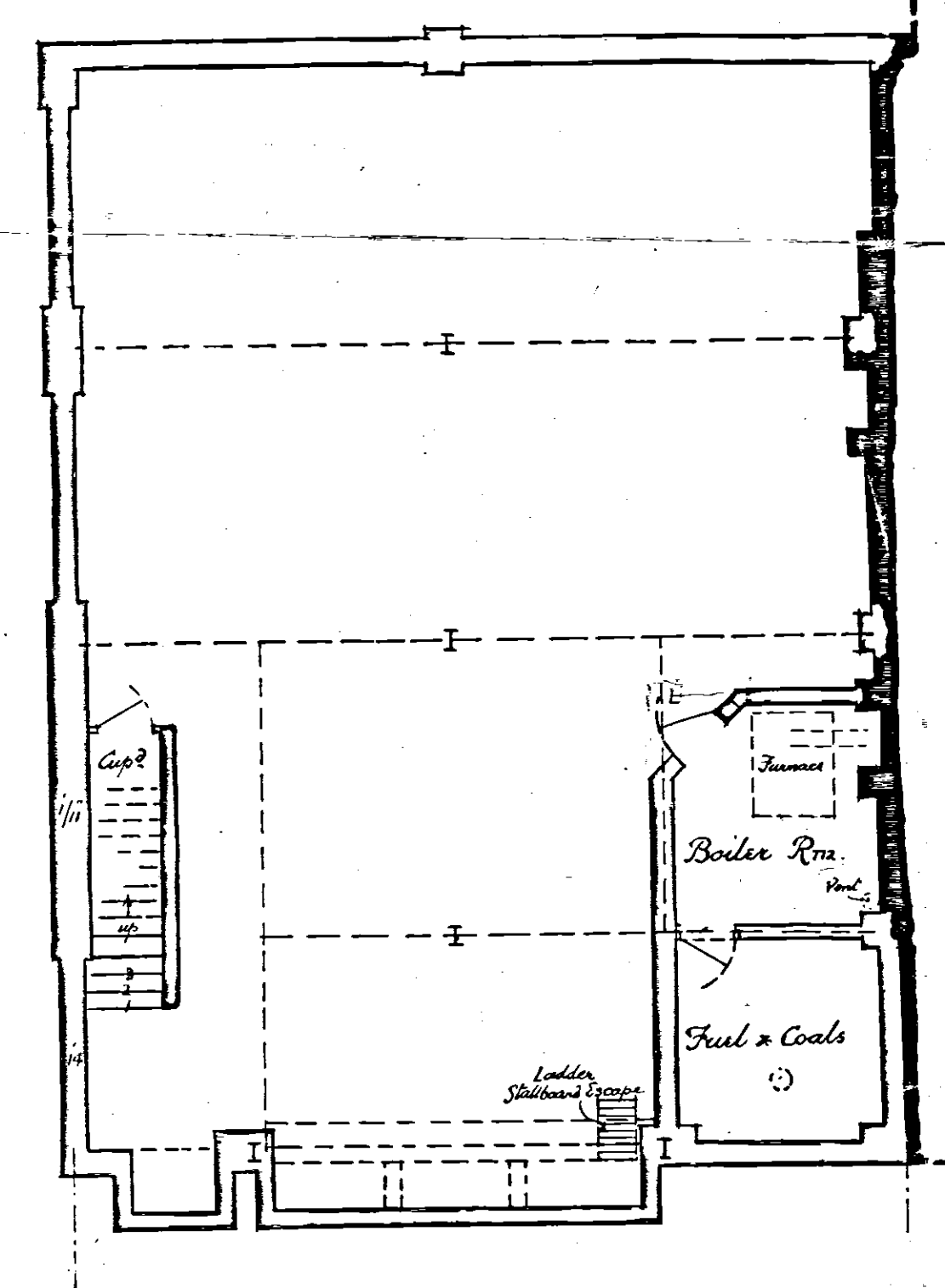
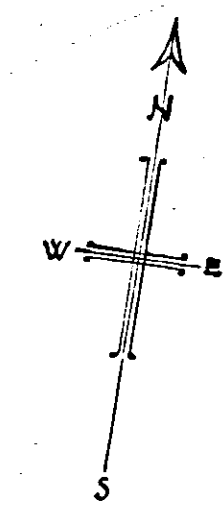
D^o No
658

3rd COPY to L.C.C.
(Solicitor's copy) 2/11/36

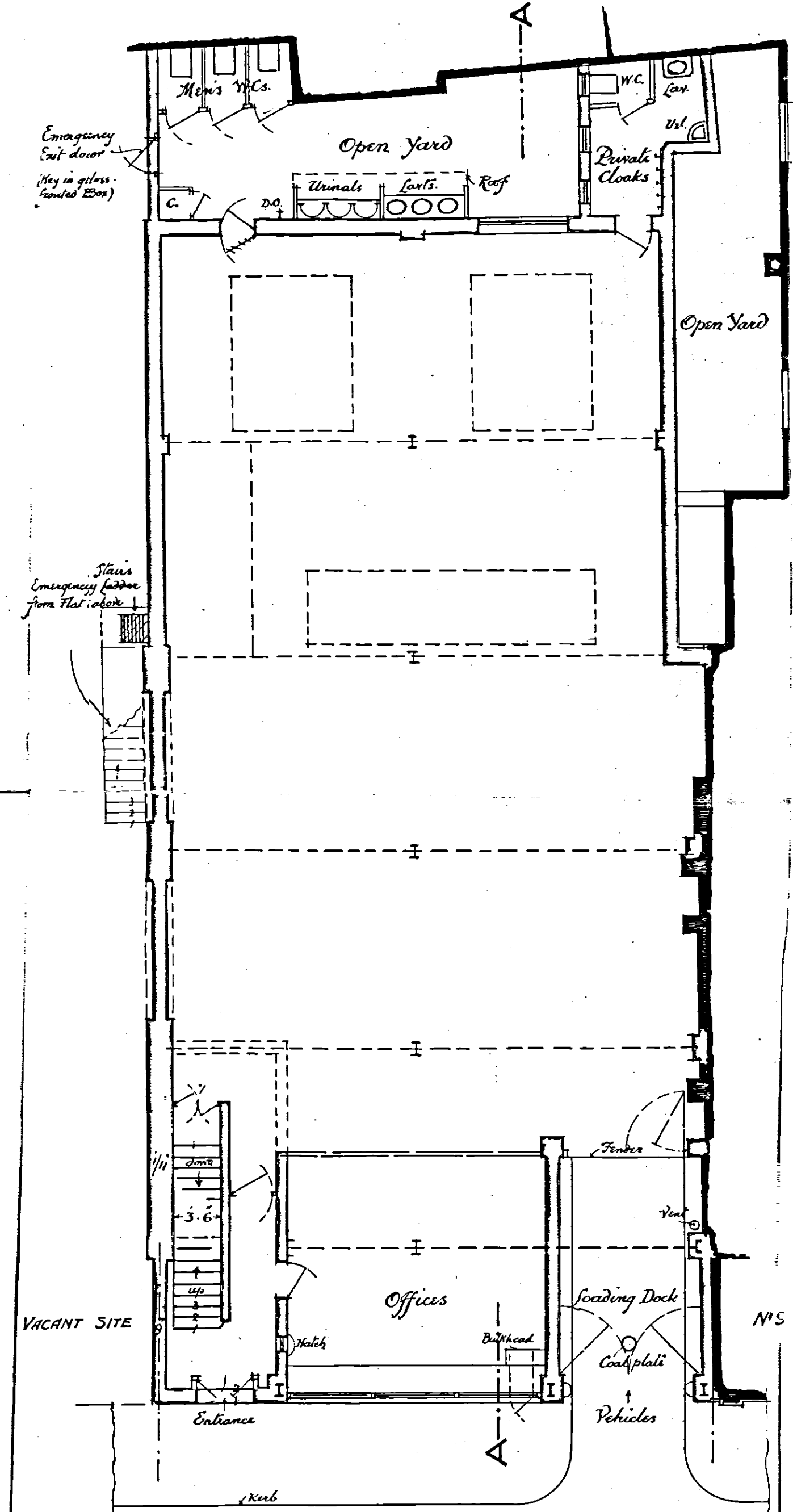
N^{os} 10 & 11, WELLCLOSE SQUARE, E.1. PROPOSED FACTORY REBUILDING

130469

Copy drawing
referred to in letter to Mr. G. J. Baker
District Surveyor, dated

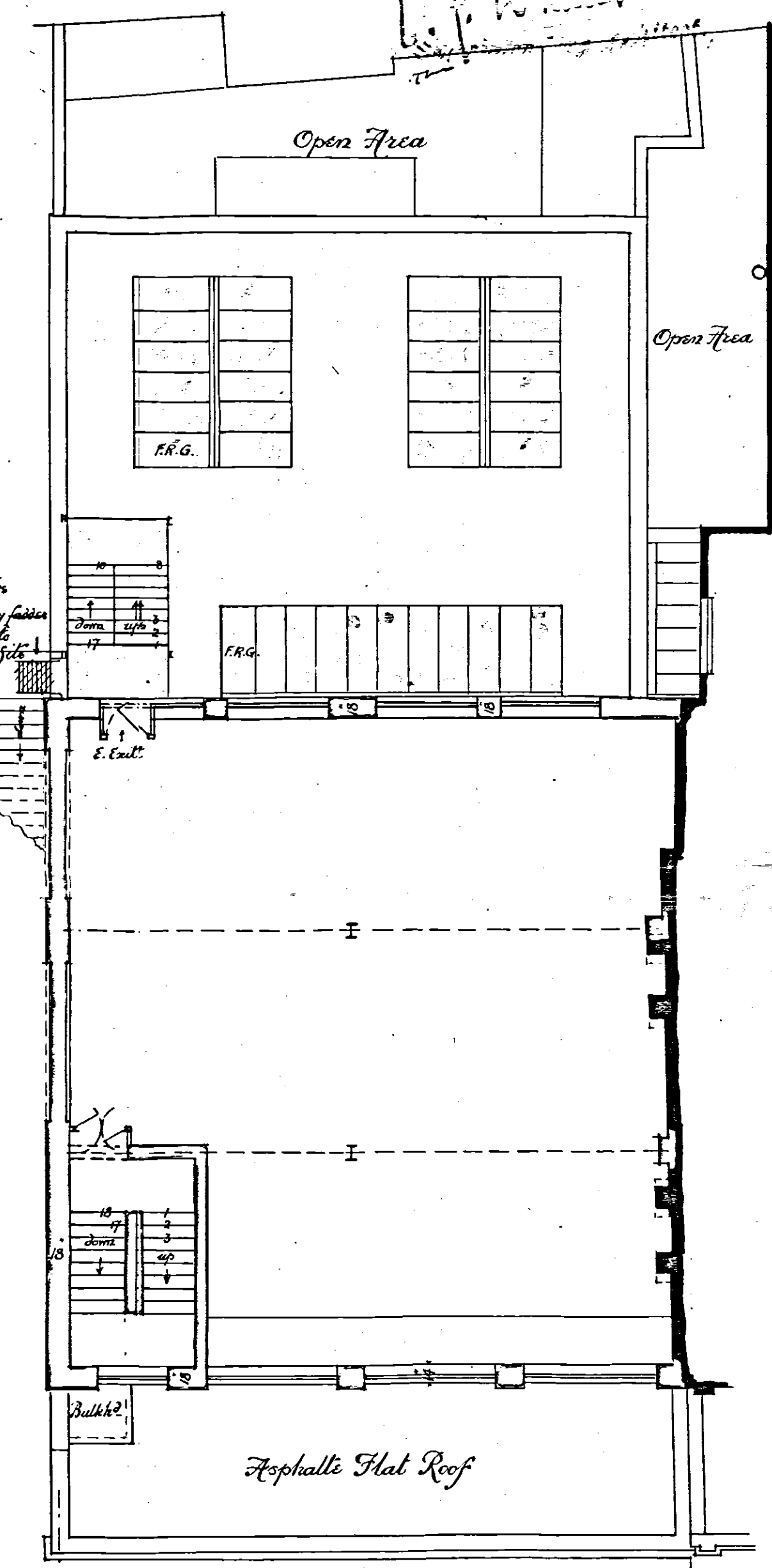


BASEMENT · PLAN

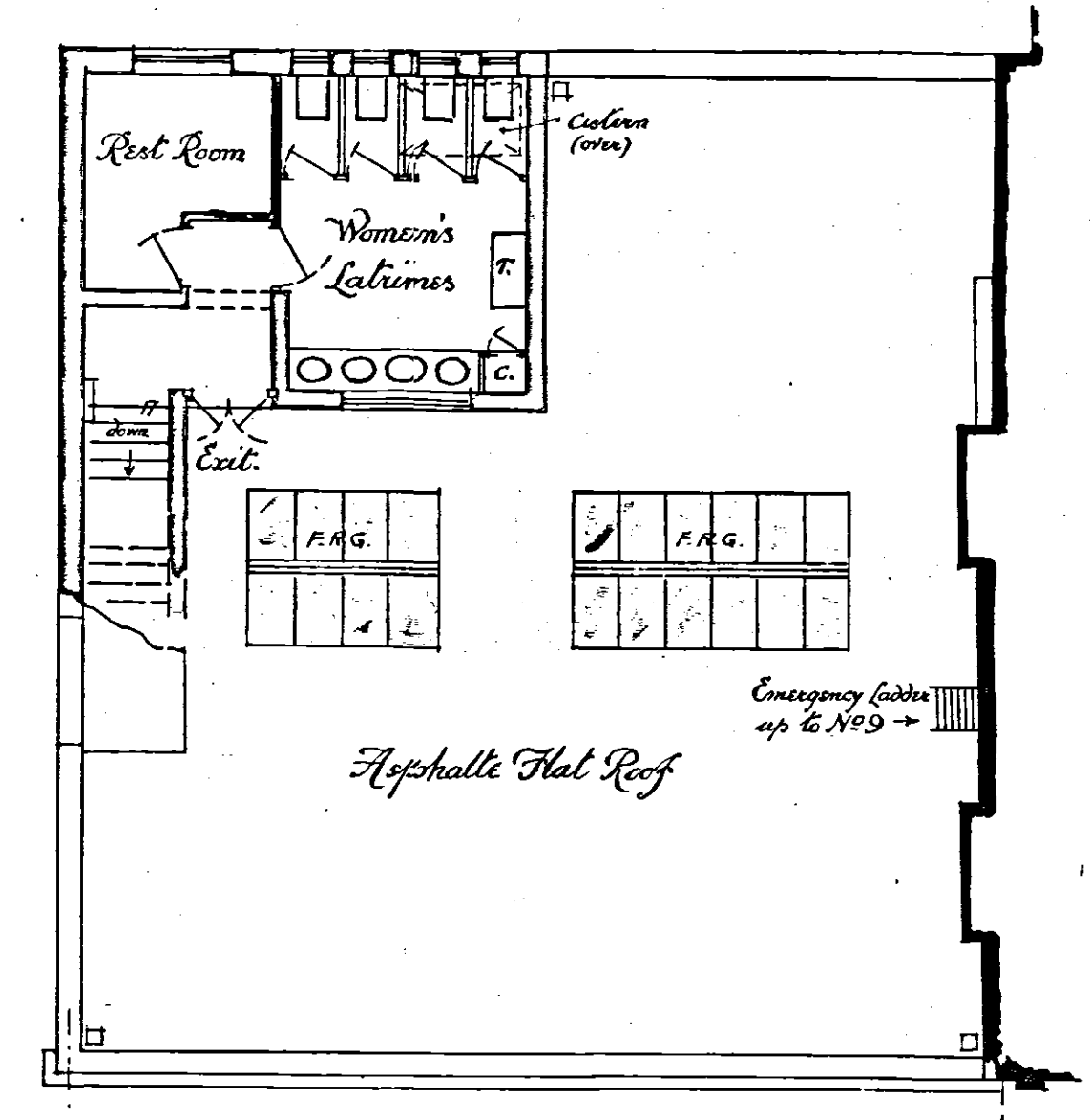


GROUND · FLOOR · PLAN

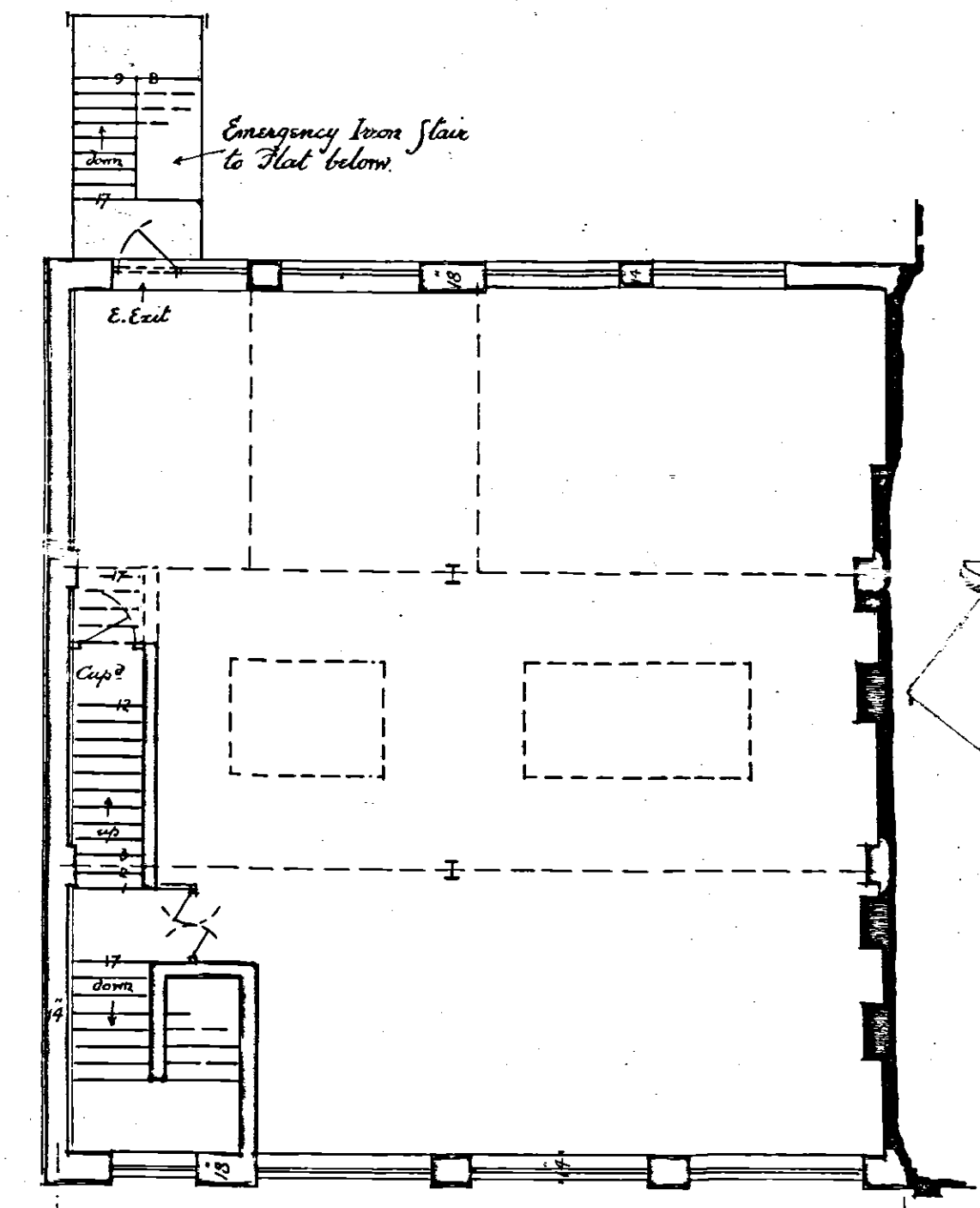
← To Grace's Alley WELLCLOSE - SQUARE To Shore Street



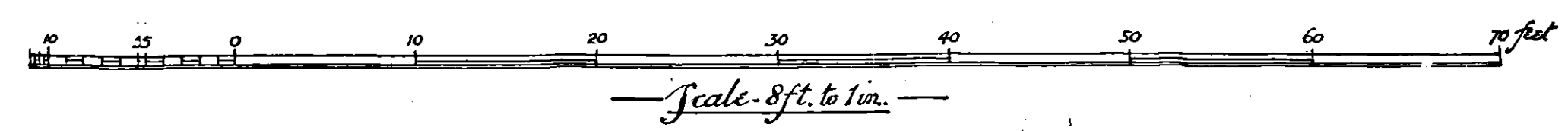
**FIRST · FLOOR · PLAN
&
SECOND · FLOOR (SIMILAR)**



ROOF · PLAN




THIRD · FLOOR · PLAN

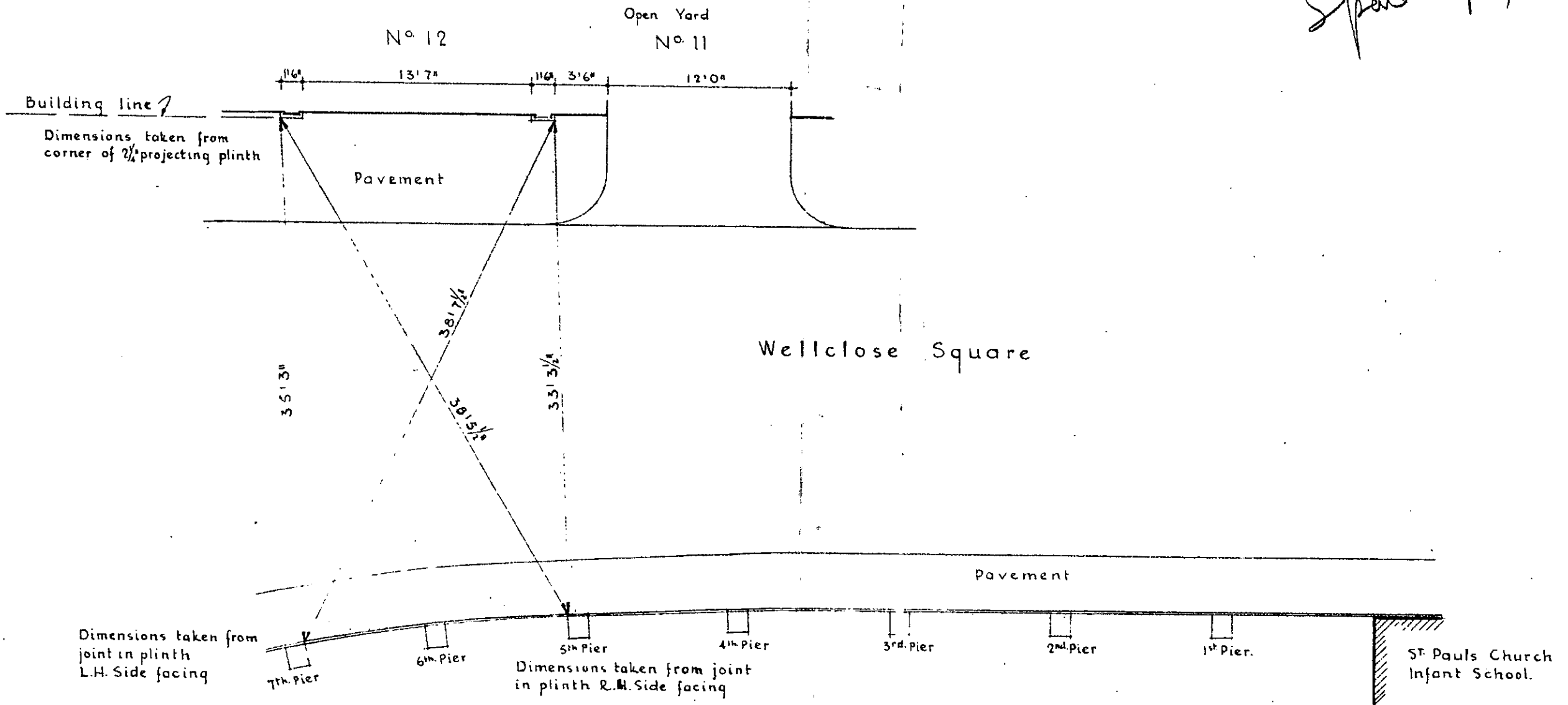


AMENDMENTS IN RED INK
13/11/35

THOS. JNO. FOX, ARCHITECT,
DORIC HOUSE, 1, MUSEUM ST.,
LONDON, W.C. 1.
26th OCTOBER 1935.



13
Spence *clm*

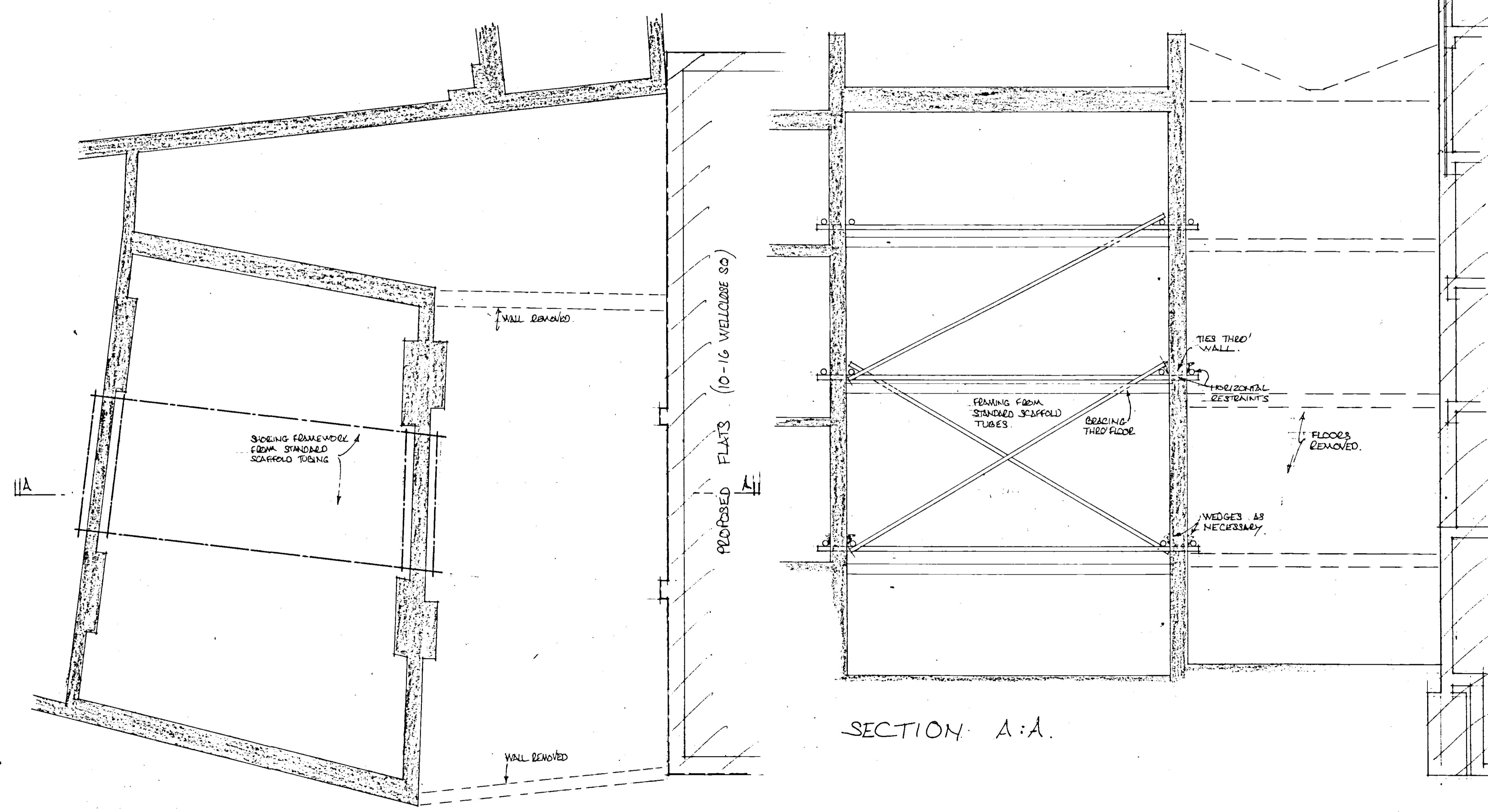


Date: December 1953
Scale: 8Ft = 1"

W E L L C L O S E S Q U A R E E . I .
S U R V E Y O F B U I L D I N G L I N E

Sir Robert Tasker & Partners
Chartered Architects Surveyors.
3 Field Court Grays Inn Holborn W.C.1.

notes



PLAN.

SECTION: A:A.




KIRBY, ADAIR NEWSON, PTES.
23 BULL PLAIN
HERTFORD, HERTS.

10-16. WELLCLOSE SQ. E1.

DETAILS OF TEMPORARY SHORING
TO ADJACENT BUILDING.

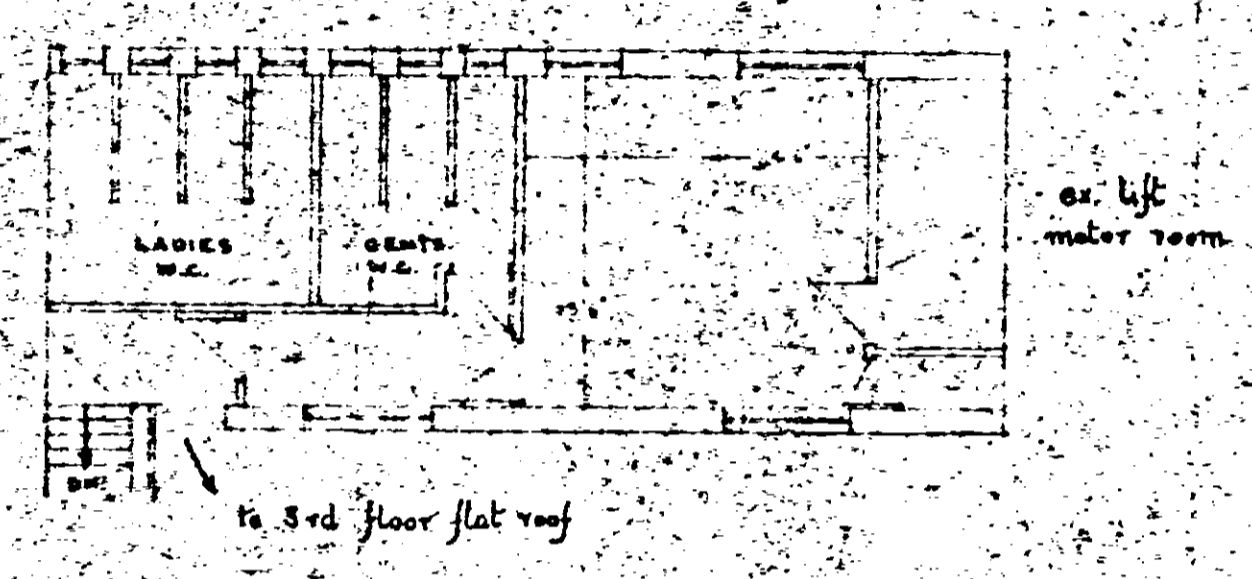
LESLIE R WILKS CEng MStruct E
Chartered Structural Engineer
90 High Street Penge S.E.20 7HB

scale	1:50	date	June 1985
job no	8570	drg no	201.




notes


4th FLOOR



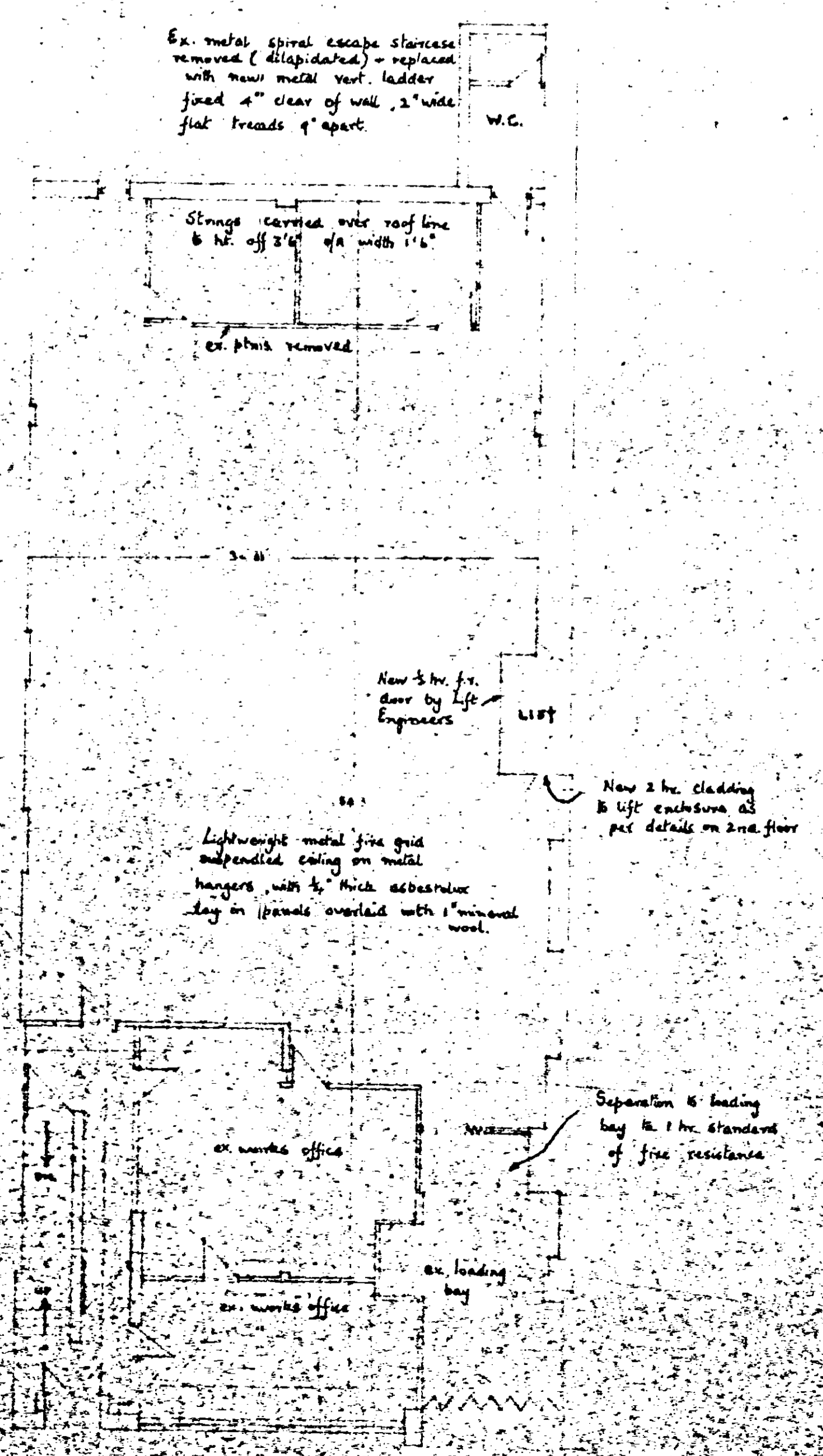
1st FLOOR



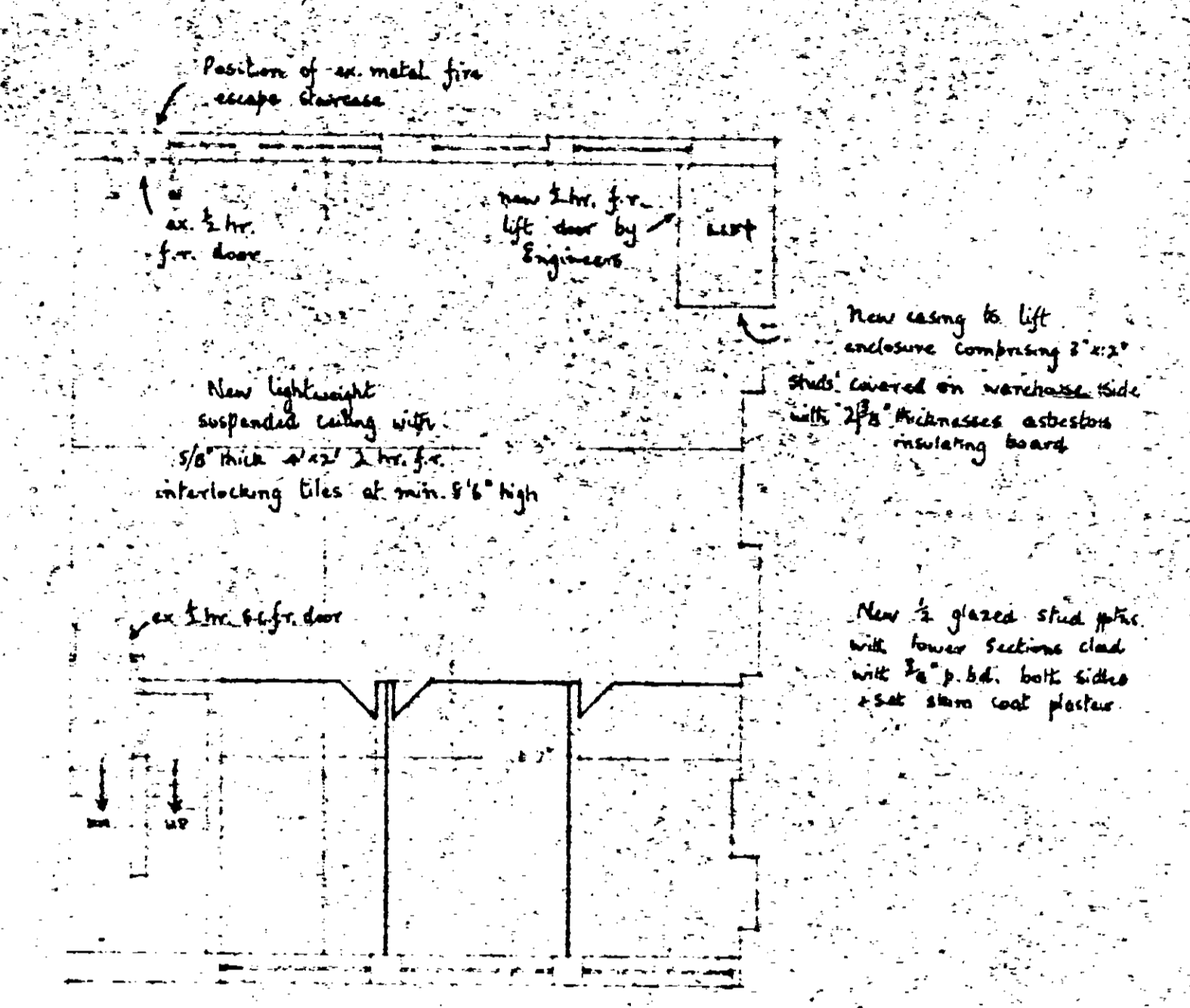
3rd FLOOR



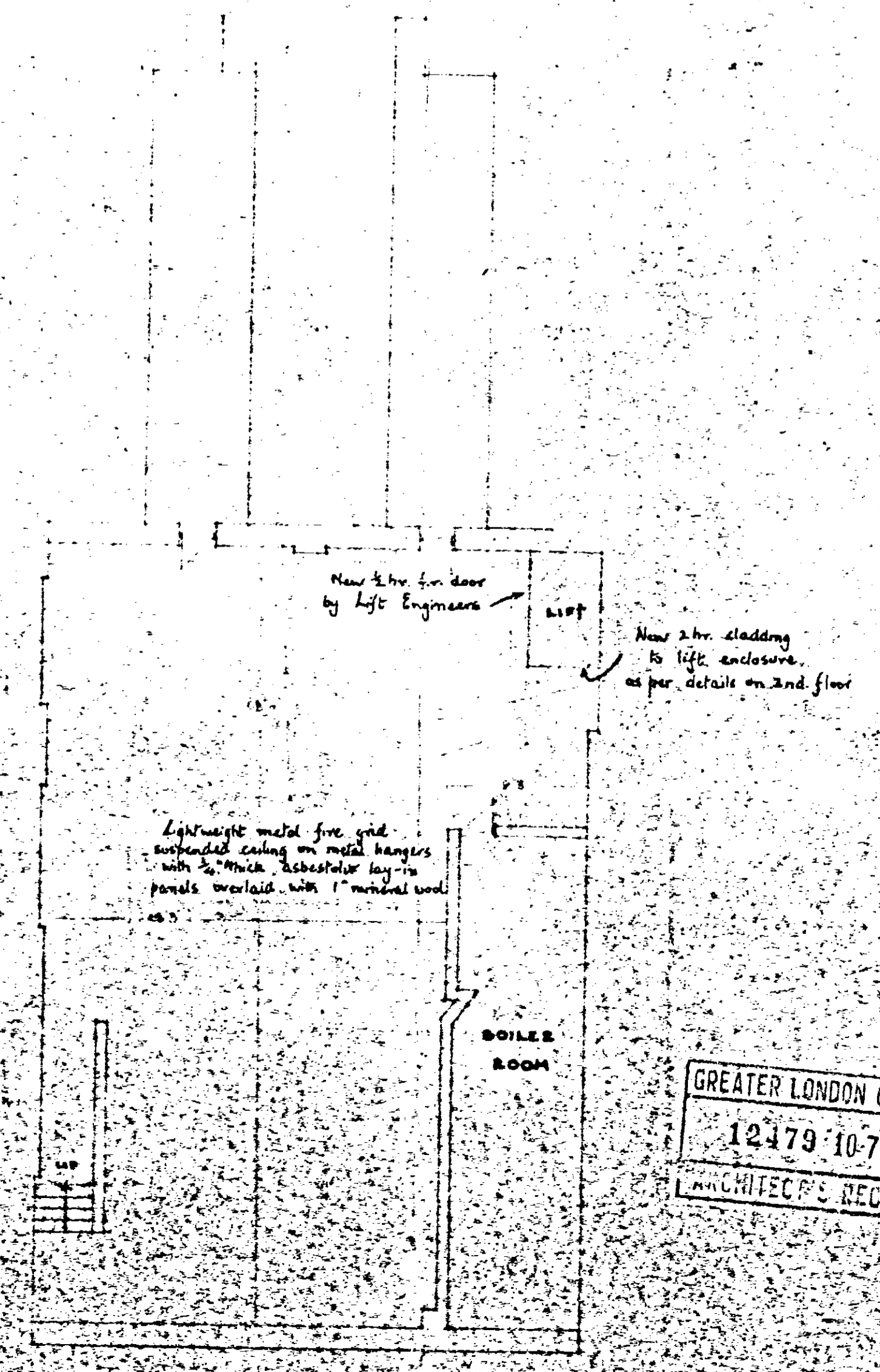
GROUND FLOOR



2nd FLOOR



BASEMENT



GREATER LONDON COUNCIL
12479/10-7-73
ARCHITECTS' REGISTRY

date	revisions

contract
10-11 WELLCLOSE SQ.
LONDON E.1.

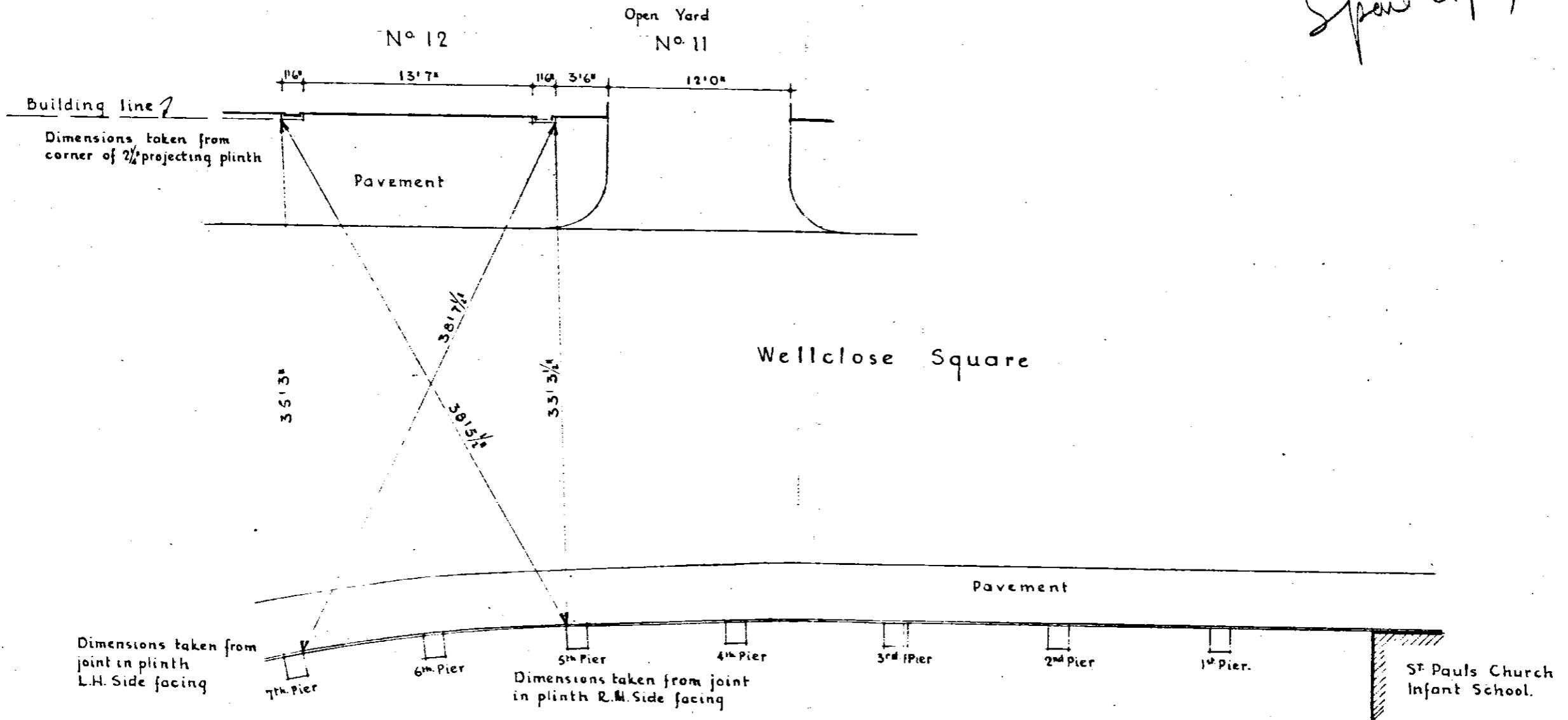
title
FLOOR PLANS

drwg. no. 933	scale. 1/4" to 1"
date. MAY 1972	drawn by. C.J.D.

TAYLOR LOCKHART & LANG
Surveyors & Valuers
230-232, WHITECHAPEL ROAD
LONDON, E.1. 01-247-7423

16 AUG 1972

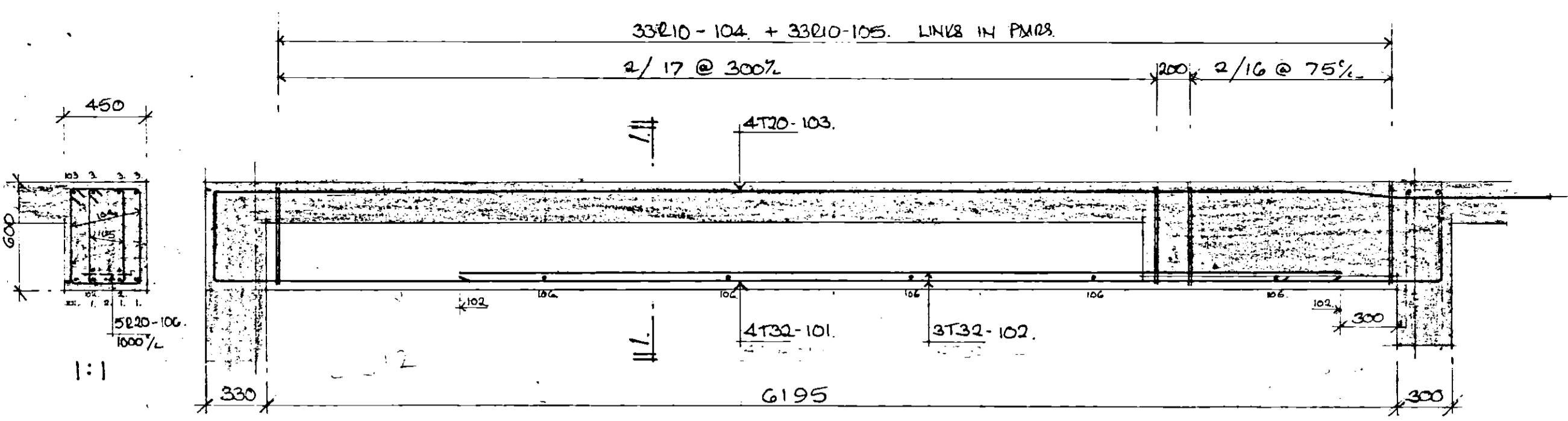
13
 Spence *cm*



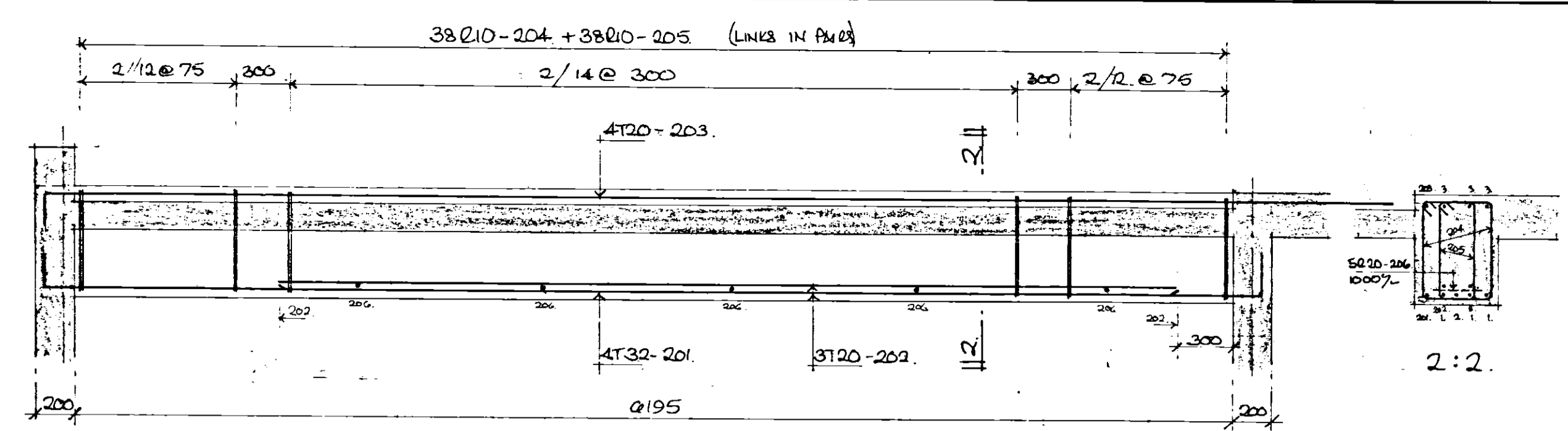
Date: December 1953
 Scale: 8ft = 1"

W E L L C L O S E S Q U A R E E . I .
 S U R V E Y O F B U I L D I N G L I N E

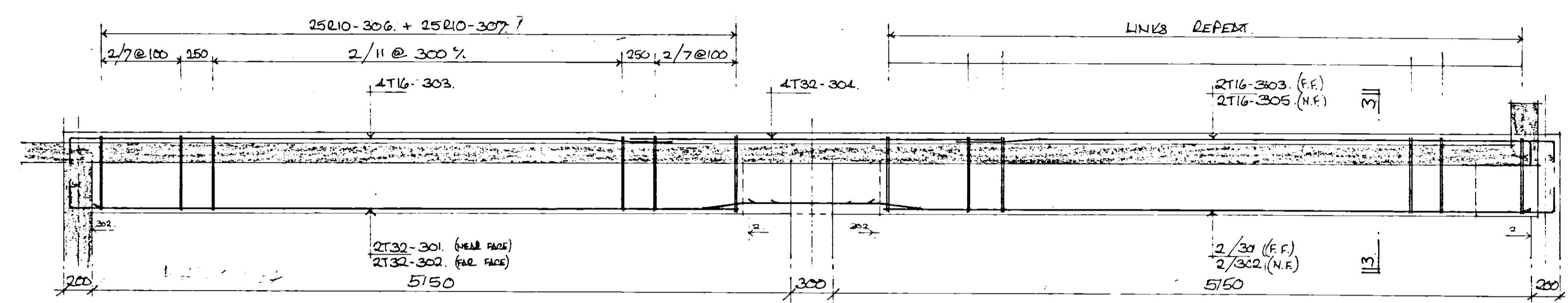
Sir Robert Tasker & Partners
 Chartered Architects Surveyors.
 3 Field Court Grays Inn Holborn W.C.1.



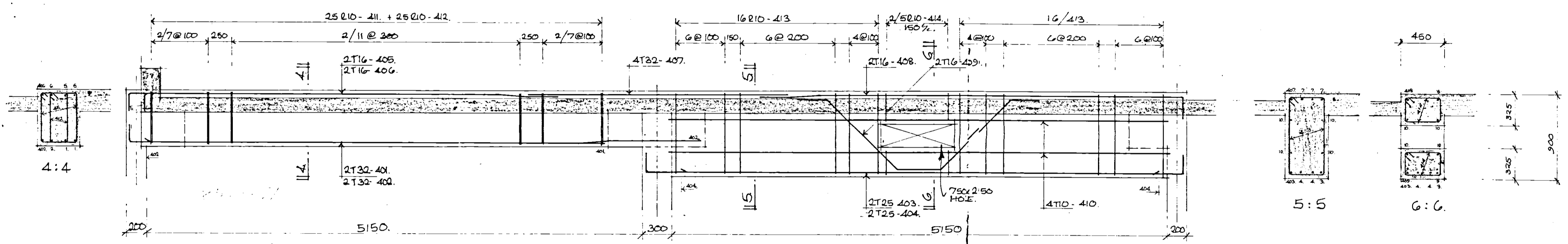
BEAM CD12.



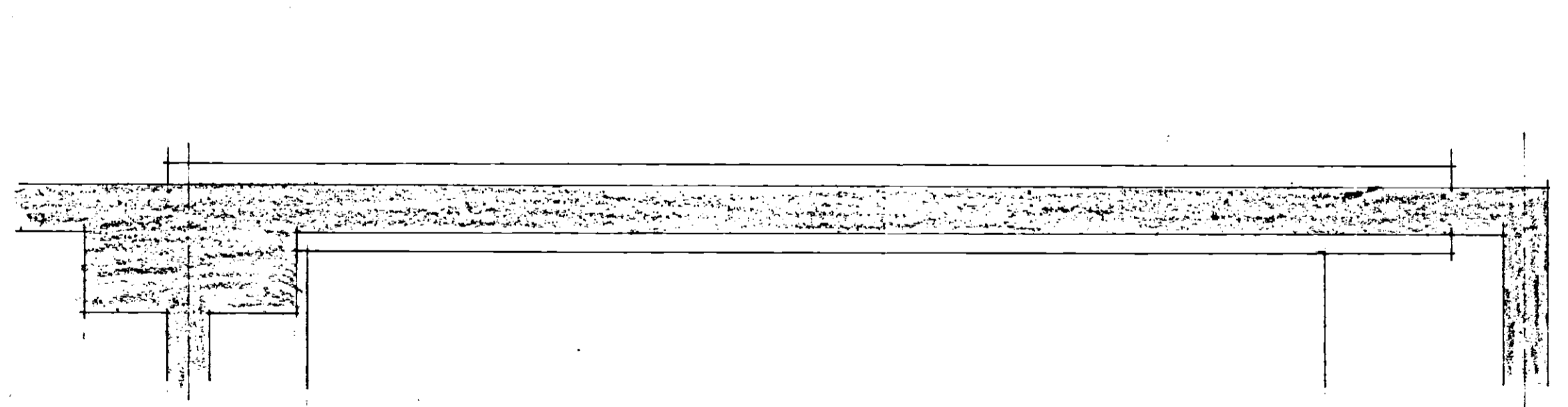
BEAM E12.



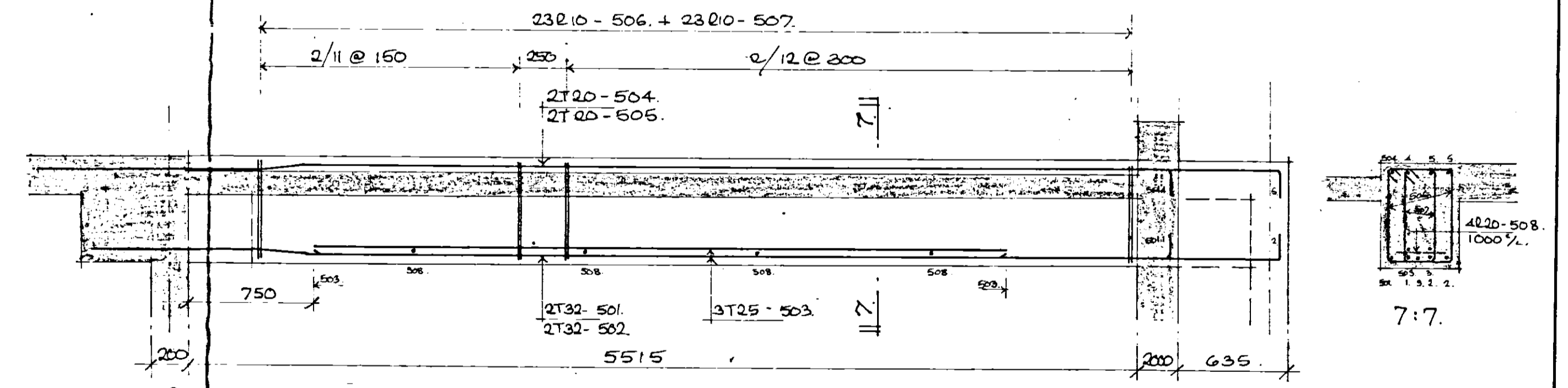
BEAMS F23 & F34.



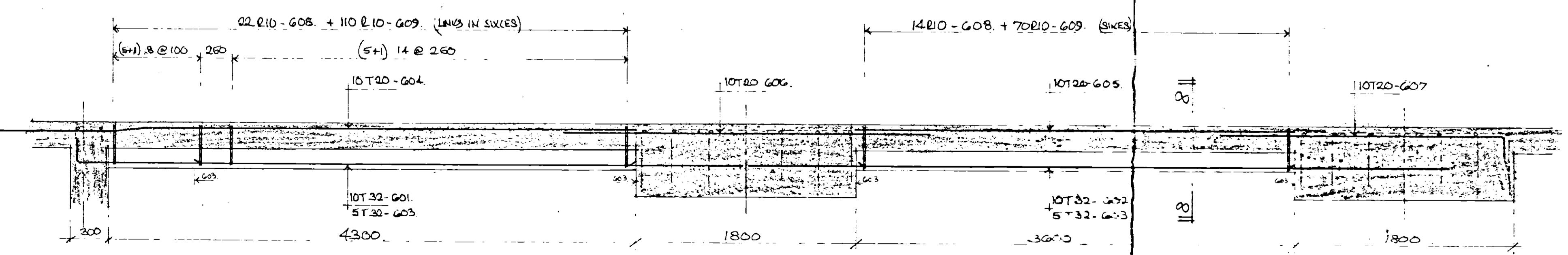
BEAMS F56 & F67.



BEAM B78. (SEE DCC NO 118 FOR REINF.)

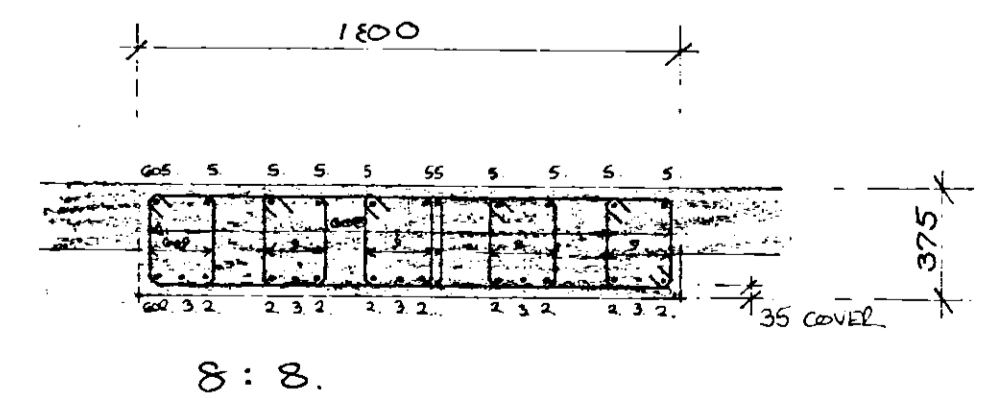


BEAM E78.



BEAM CD23.

BEAM CD34. (CODE NO. 7. SIMILAR)



8:8.



notes
REINF. ON SCHEDULE N°S 130/01-03.
40mm CONC. COVER TO MAIN BARS.
(EXCEPT WHERE SHOWN.)

KIRBY, DODD, NEWSON PARTNERSHIP
CHARTERED ARCHTS.
23 BULL PLAIN, HERTFORD HERTS.

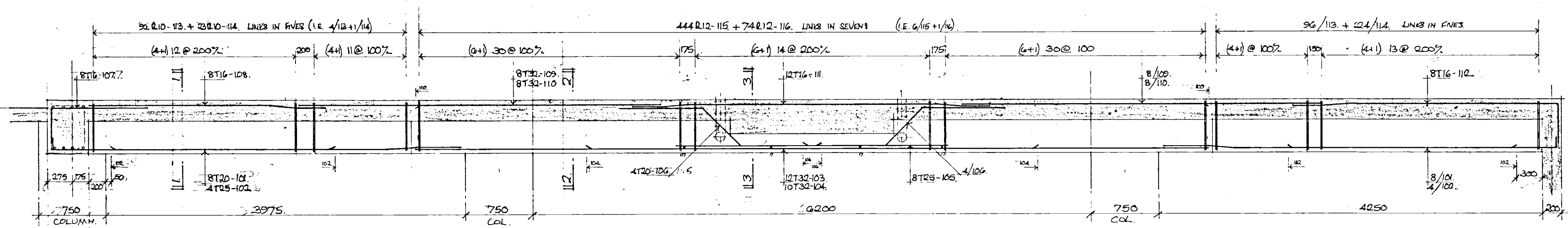
10-16 WELLCLOSE SQ.
LONDON E1.

REINF. DETAILS
GROUND FLOOR BEAMS.

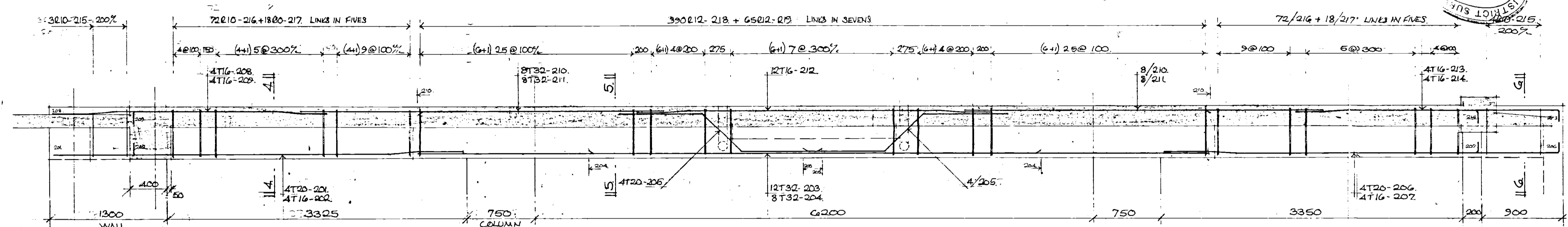
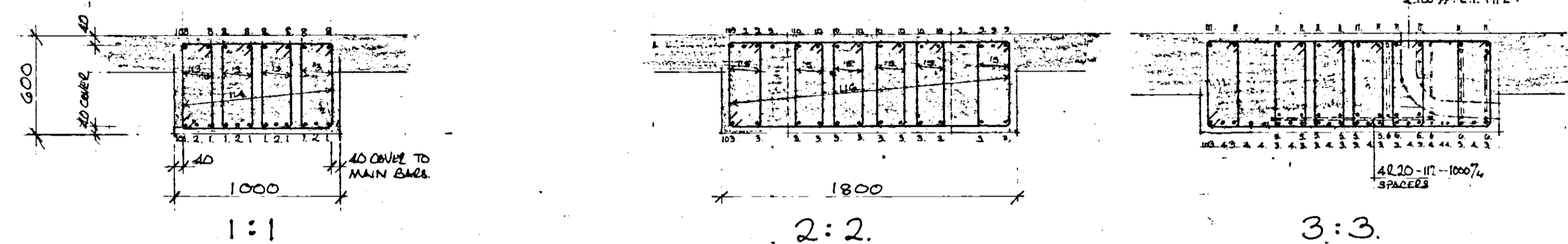
LESLIE R WILKS CEng MStruct E
Chartered Structural Engineer
90 High Street Penge S.E.20 7HB

scale 1:25	date October 1985
job no 8570	drg no 130.

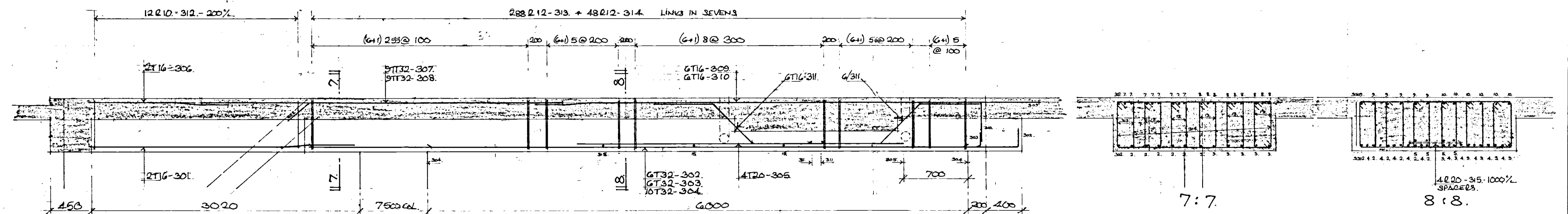
notes
REINFT ON SCHEDULES 129/A-03.




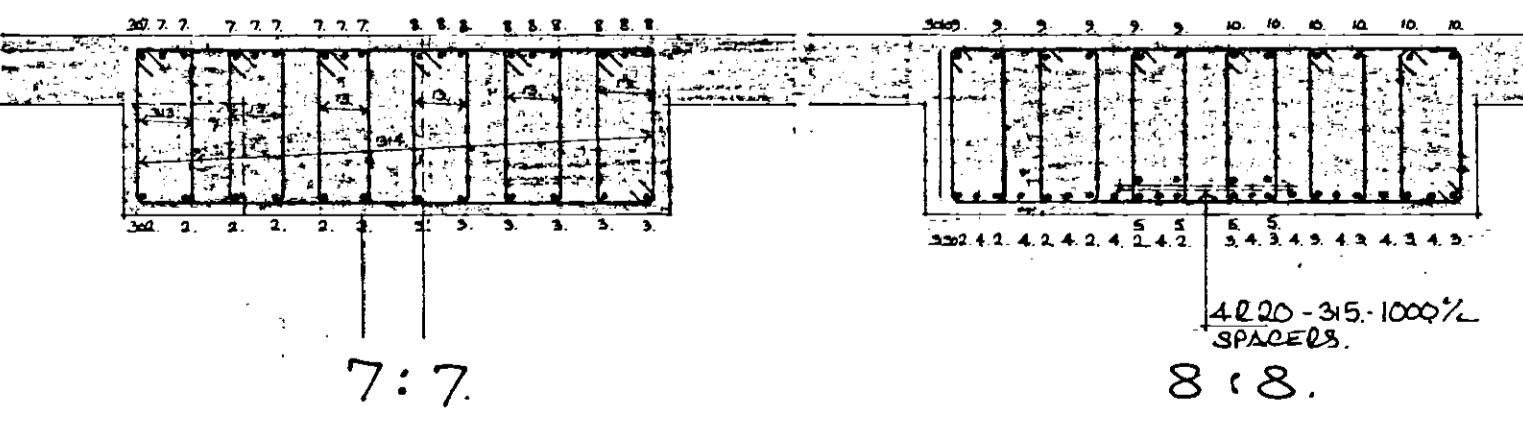
BEAM ON GRID LINE 3. (REINFT. REPEATS FOR G.L. 6)



BEAM ON GRID LINE 7



BEAM ON GRID LINE 5. (REINFT. REPEATS FOR G.L. 4)



1. UNBIDDING BARS MOD 201 & 208. 7/10/85
KIRBY, ADRIE, NEWSON PARTNERSHIP.
CHARTERED ARCHITECTS
23 GULL PLAN, HERTFORD, HERTS.

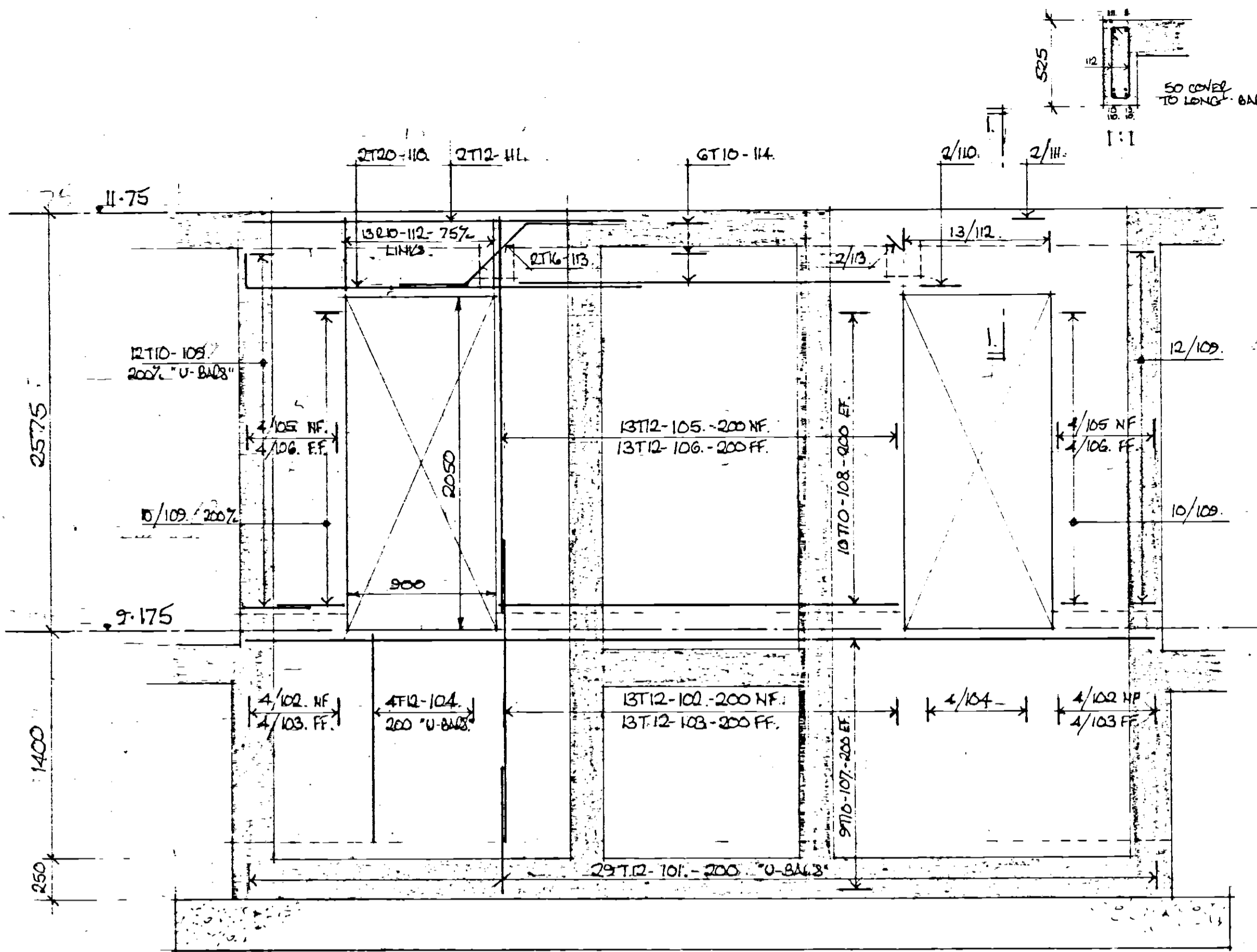
10-16 WELLCLOSE SQUARE
LONDON E1.

REINFT. DETAIL.
MAIN GROUND FLOOR BEAMS.
(GRID LINES 3, 4, 5, 6, 7.)

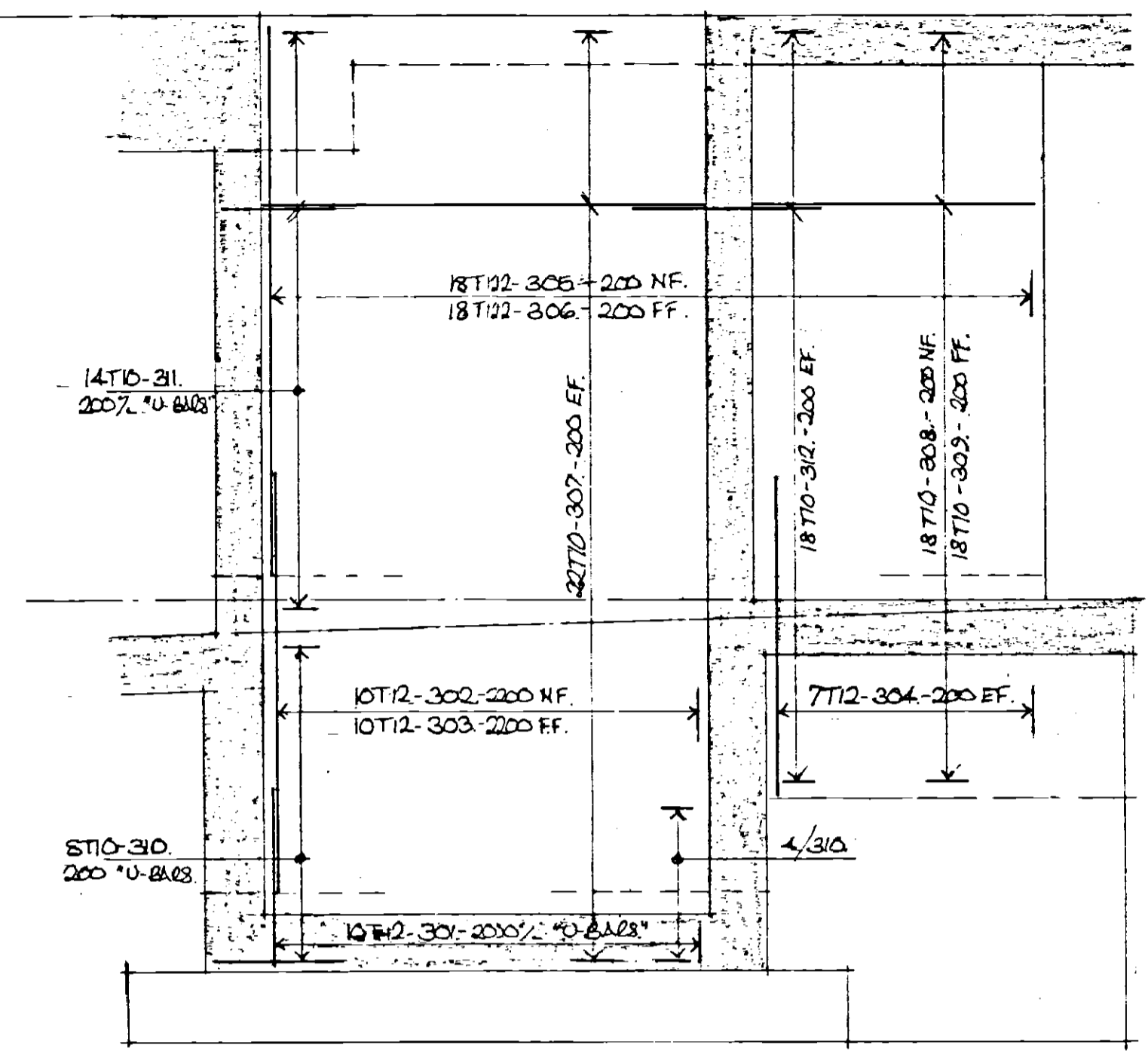
LESLIE WILKS CEng MStruct E
Chartered Structural Engineer
90 High Street Penge S.E.20 7HB

scale 1:25	date Sept 1985
job no 8570	drg no 129A

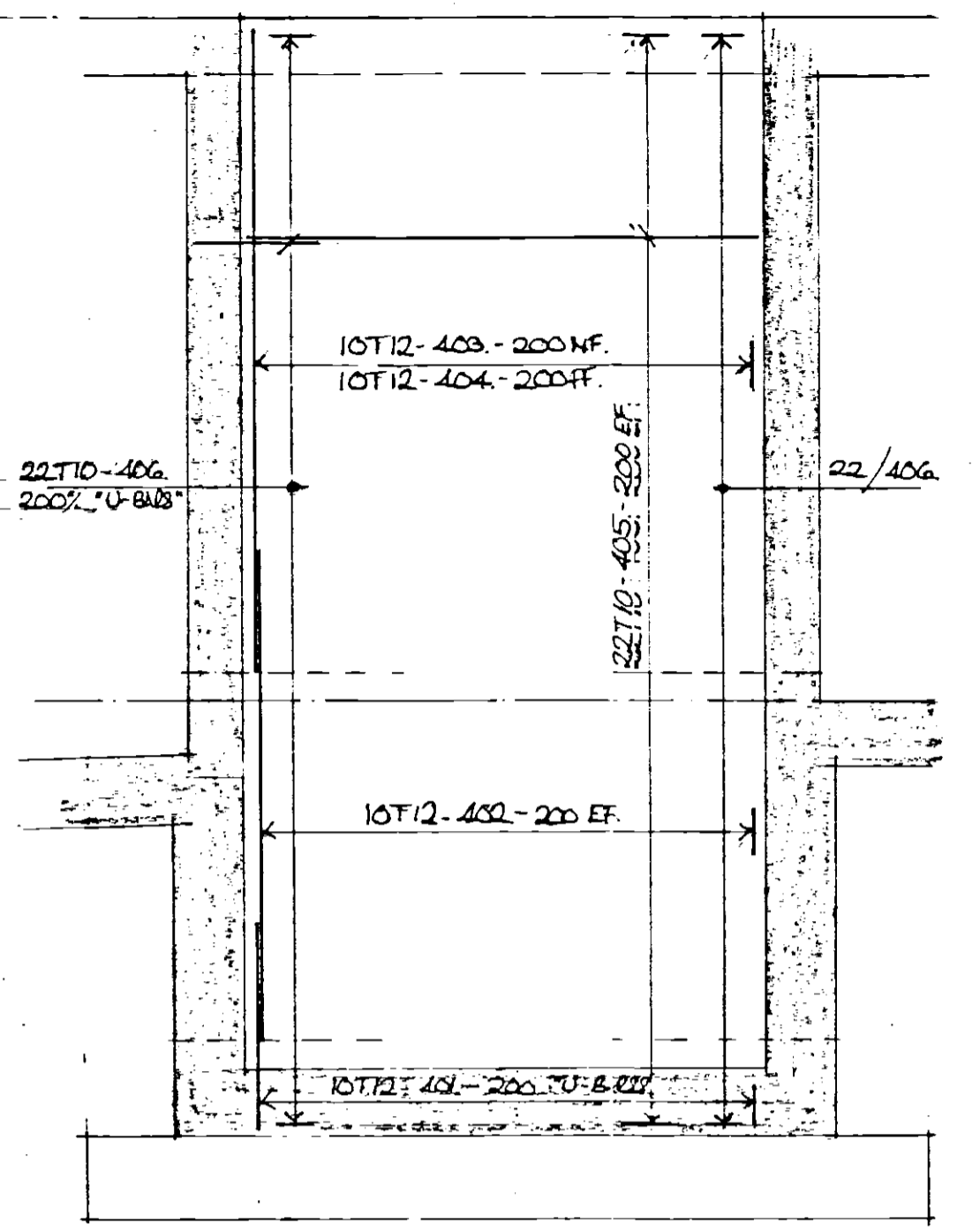
notes



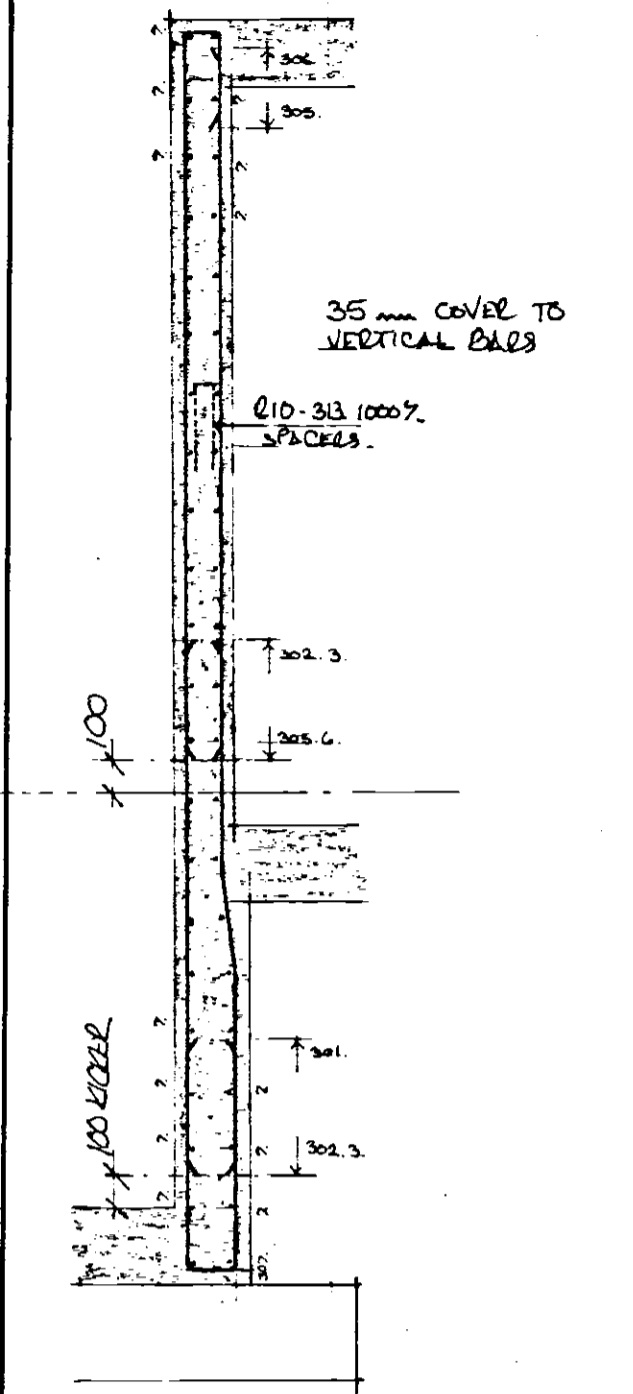
WALL a. W/a



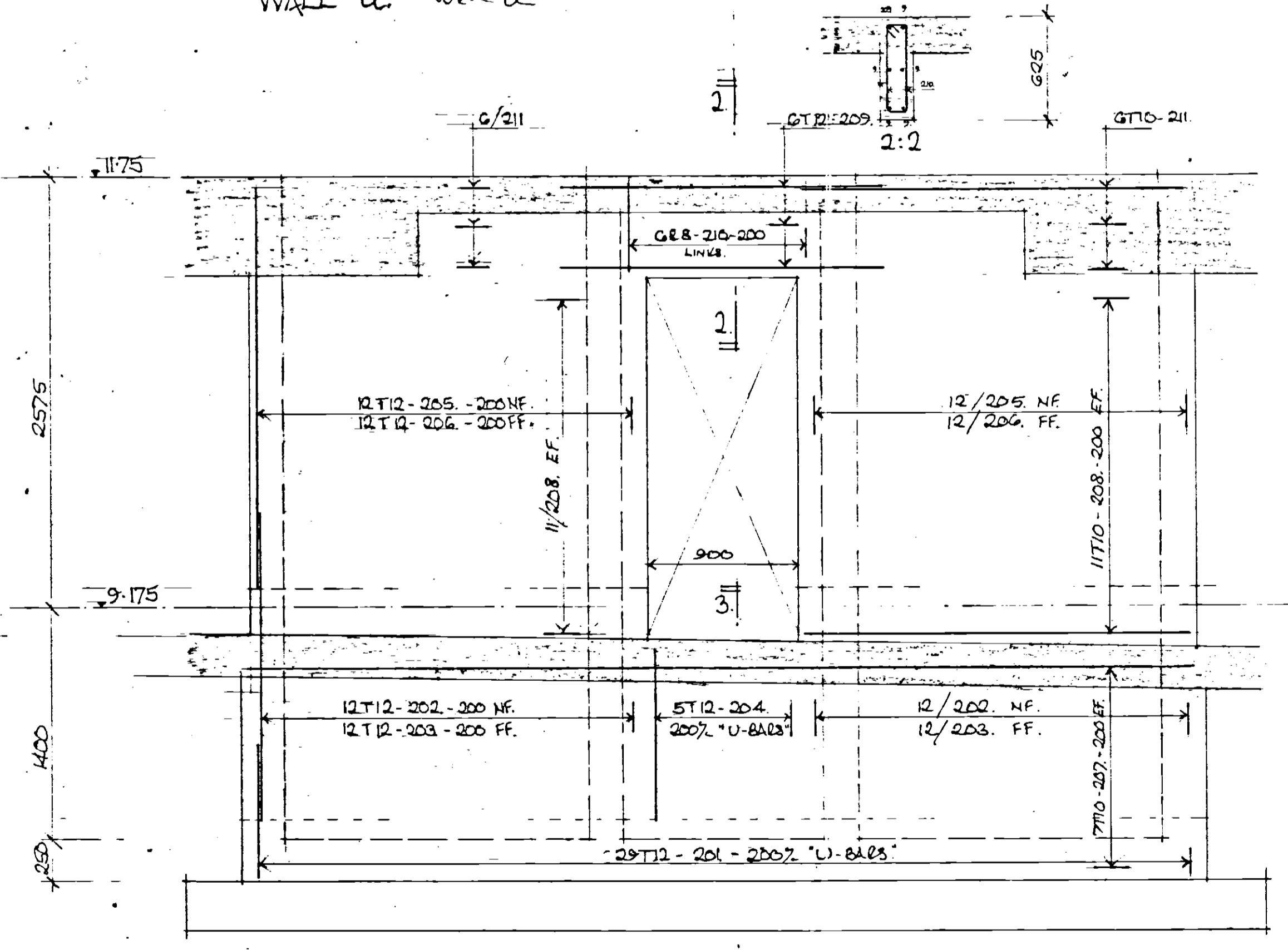
WALL c. W/c



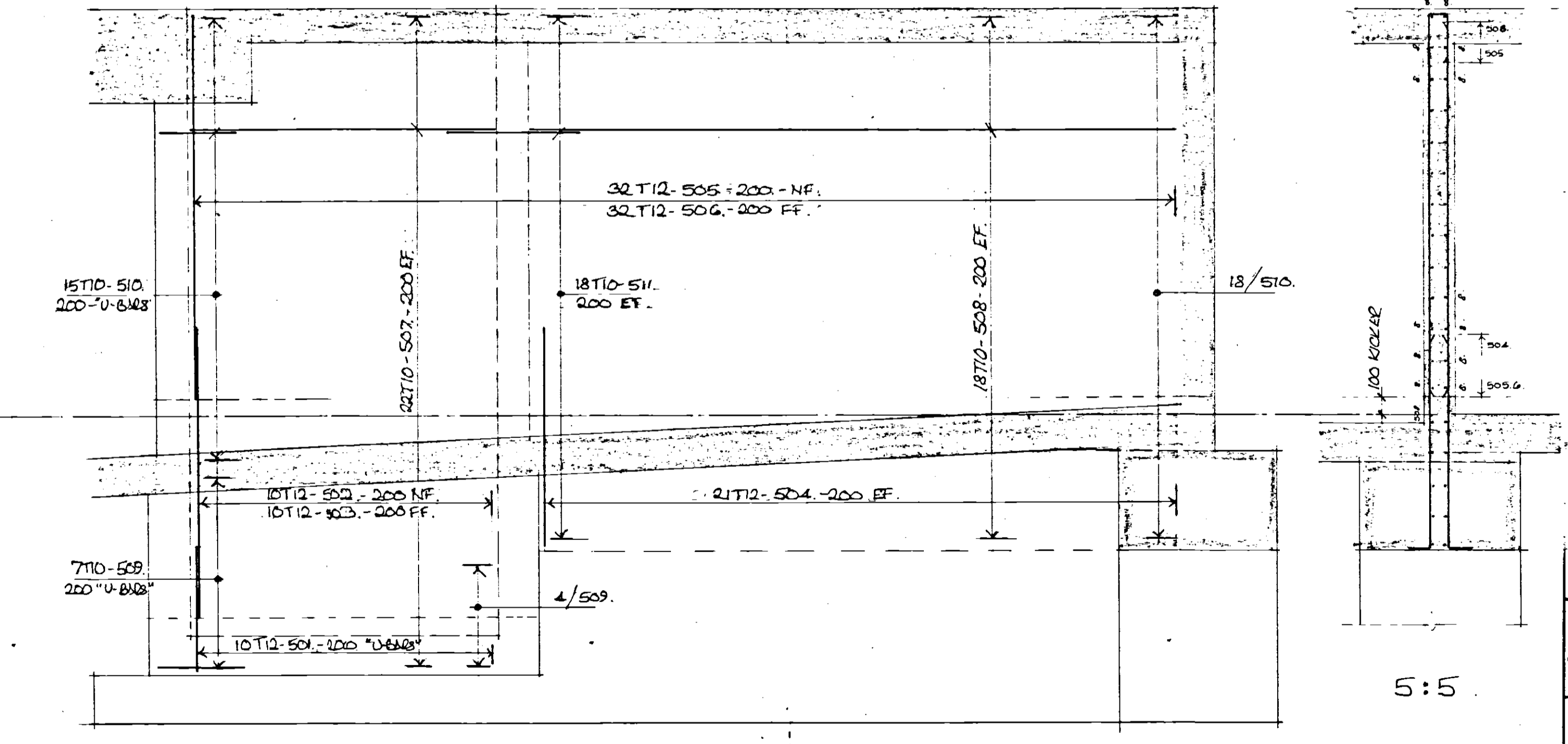
WALL d. (W/E REPEATS) d/e



4:4

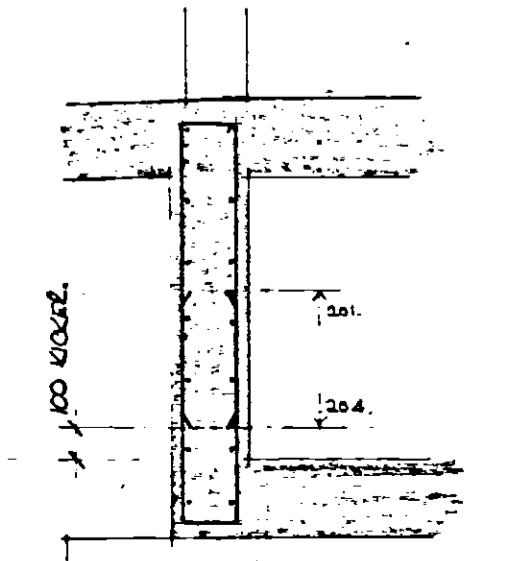


WALL b. b




WALL f. W/f

5:5



3:3



KIRBY AND NEWSON PARTNERSHIP
CHARTERED ARCHITECTS
23 BOLL PLAIN, HERTFORD, HERTS.

10-16 WELLCLOSE SQUARE
LONDON E1.

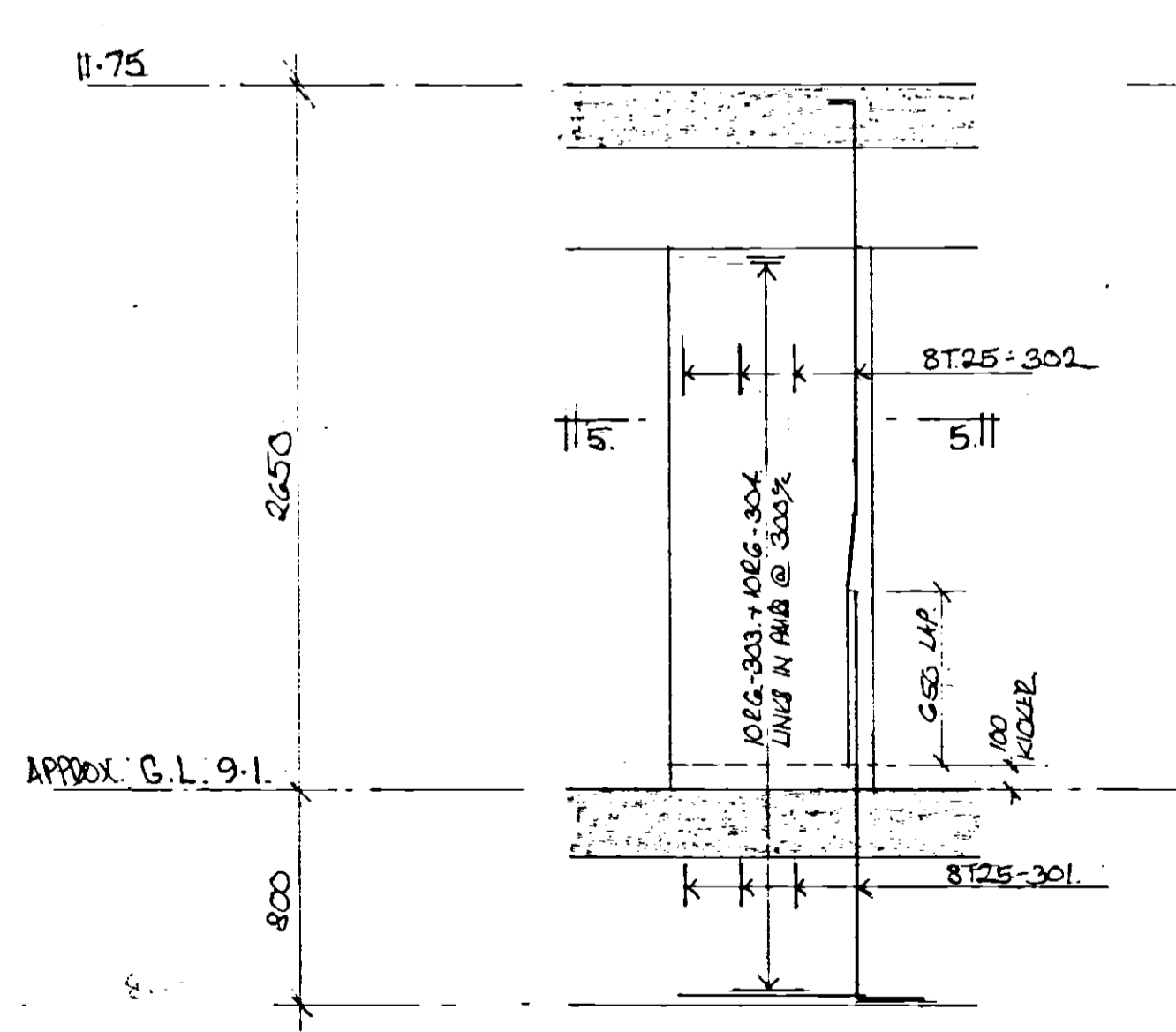
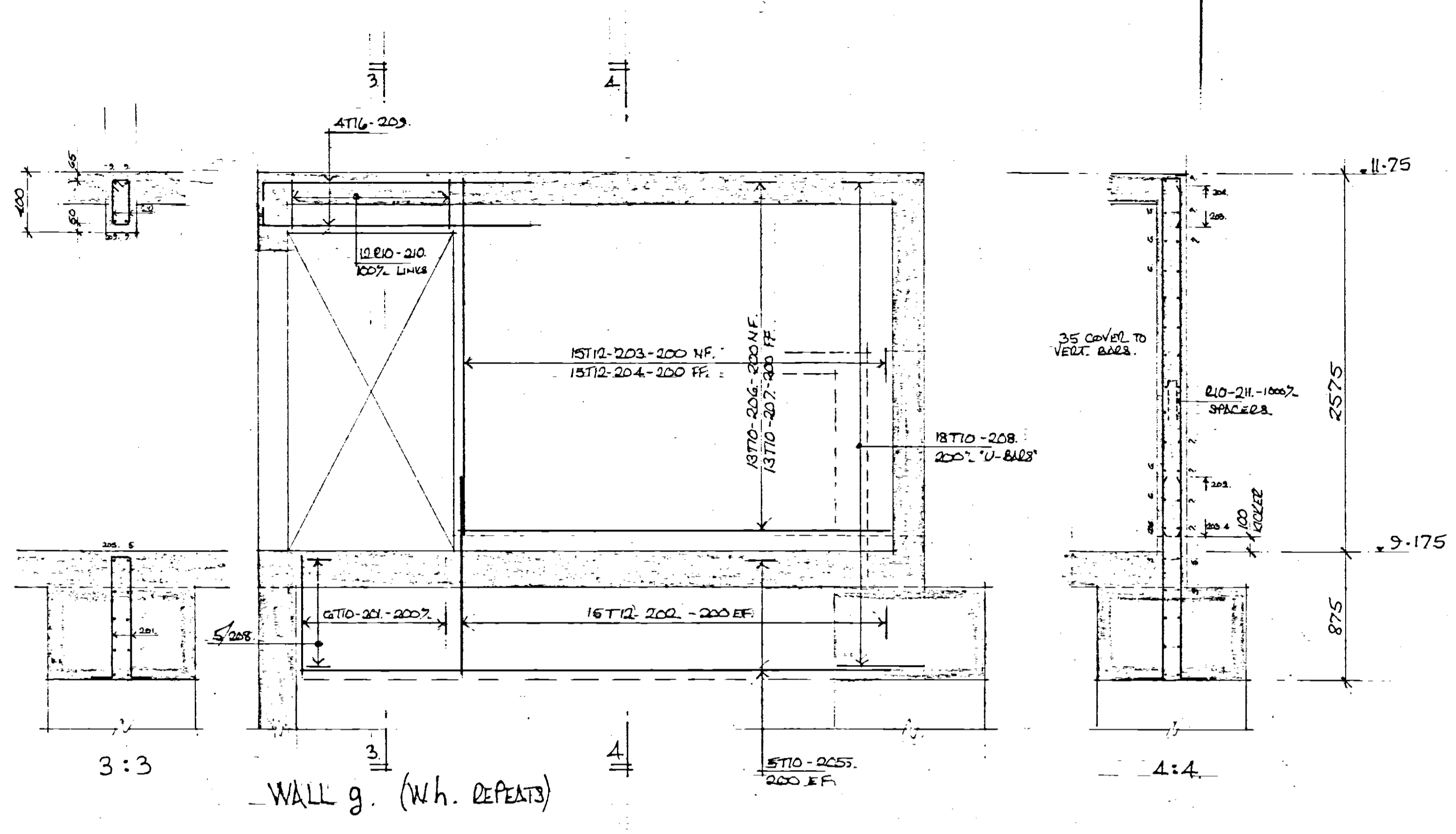
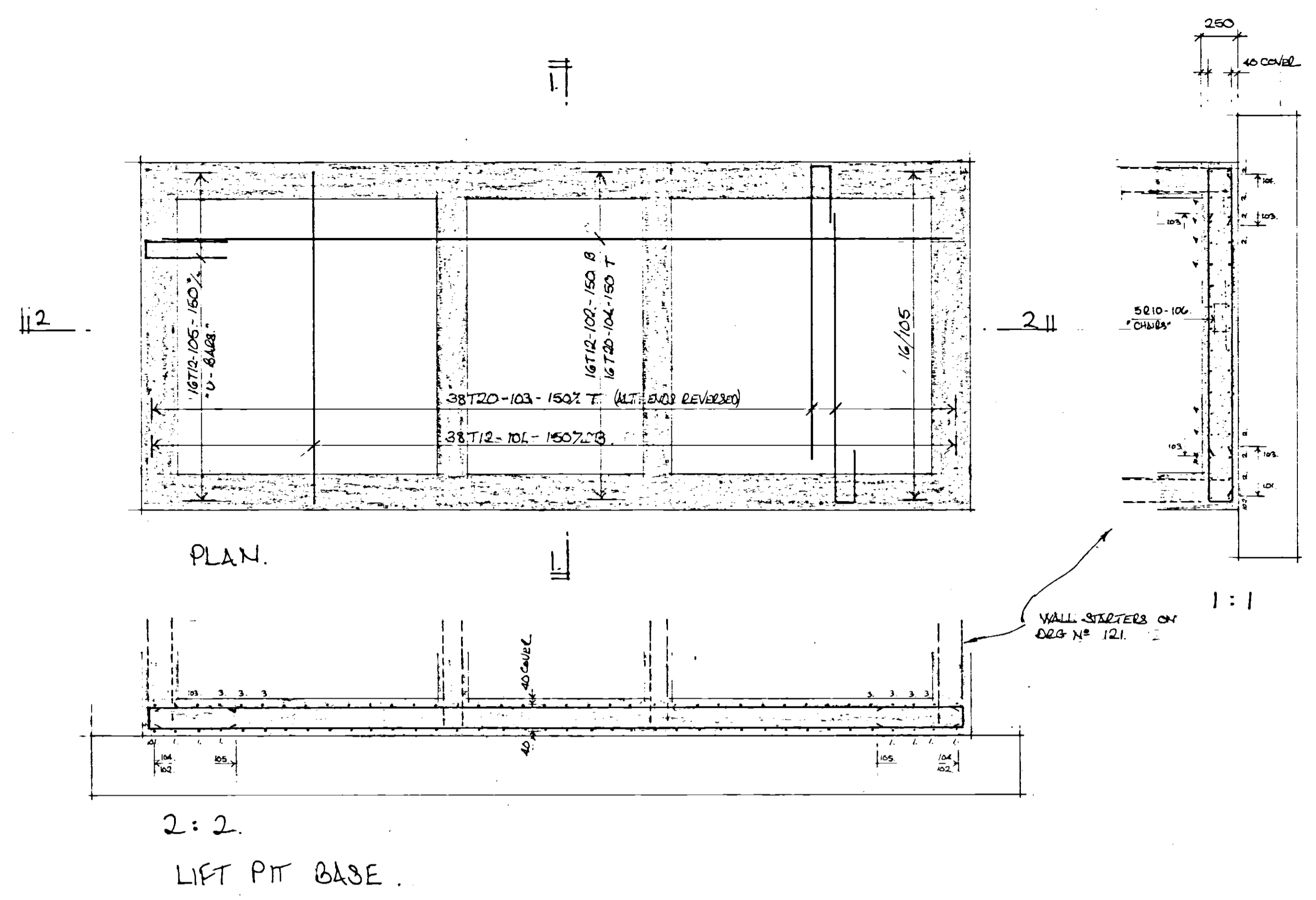
REINFT. DETAILS
R.C. WALLS ENCLOSING LIFT-
WELL (W/a - W/f).

LESLIE R WILKS CEng MStruct E
Chartered Structural Engineer
90 High Street Penge S.E.20 7HB

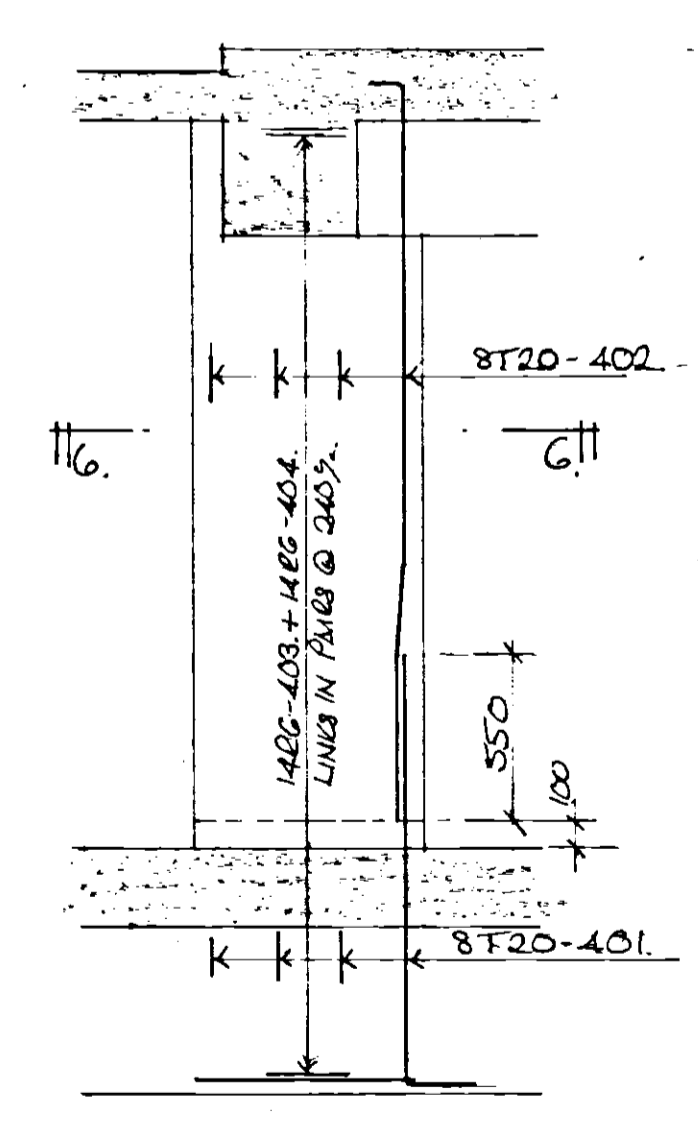
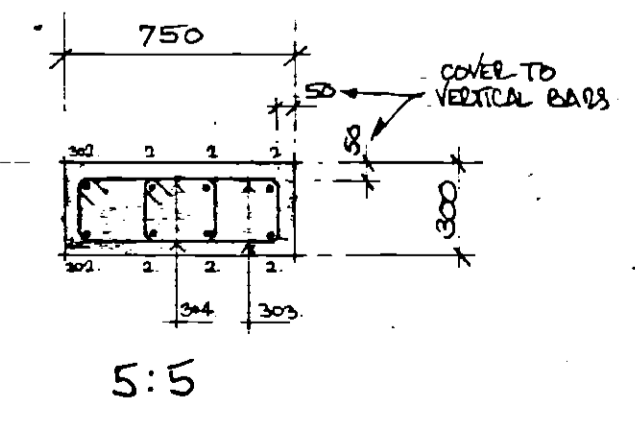
NOTES
EF. - BARS ADJACENT TO EACH FACE
NF - " " " NEAR " "
FF - " " " FAR " "
REINFT ON BAR SCHEDULES R1/01-03.

scale	1:25	date	September '85
job no	8570	drg no	121.

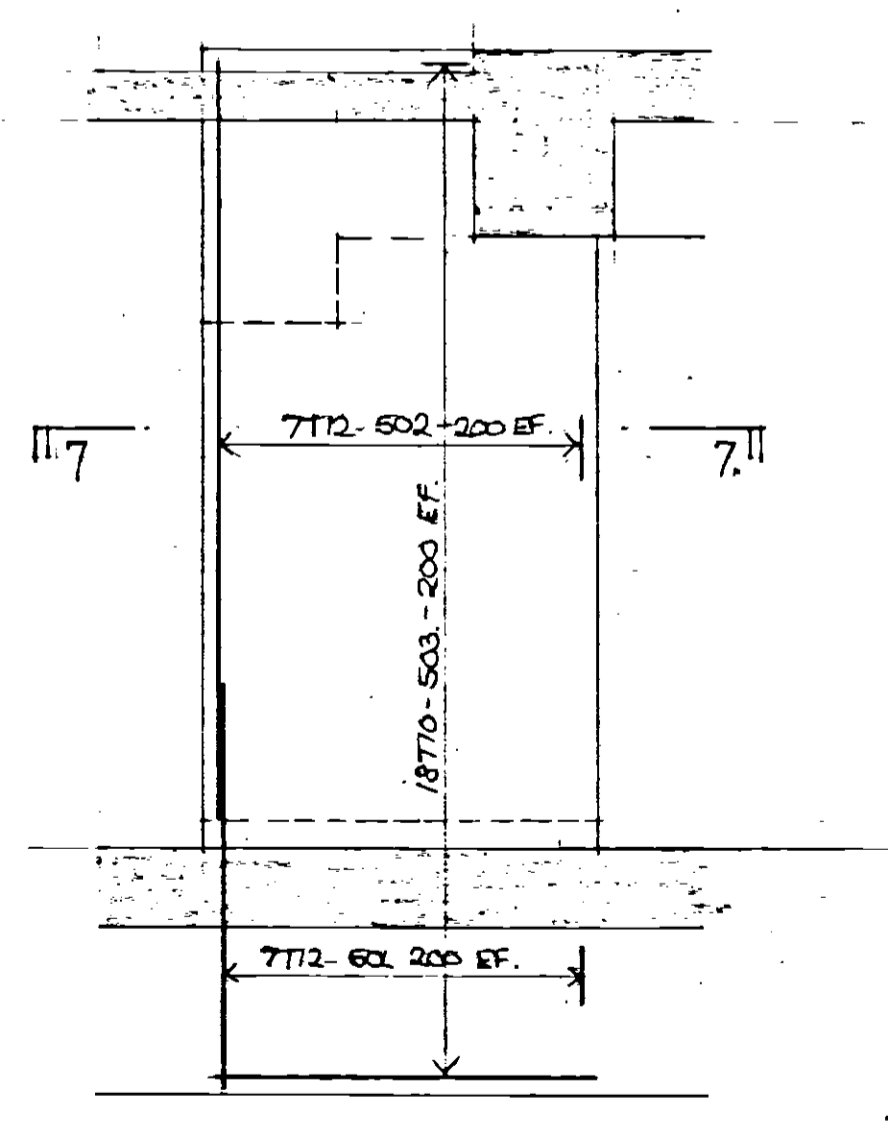
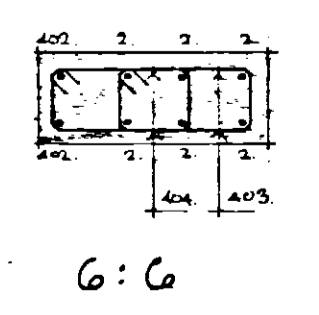
notes



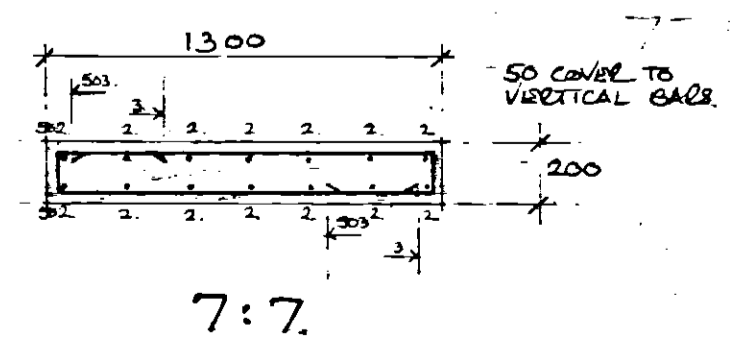
COLUMNS C3, D3, C6, D6, C7, D7. (4N°)



COLS. C4, D5, F3, F6. (4N°)



WALL F7.



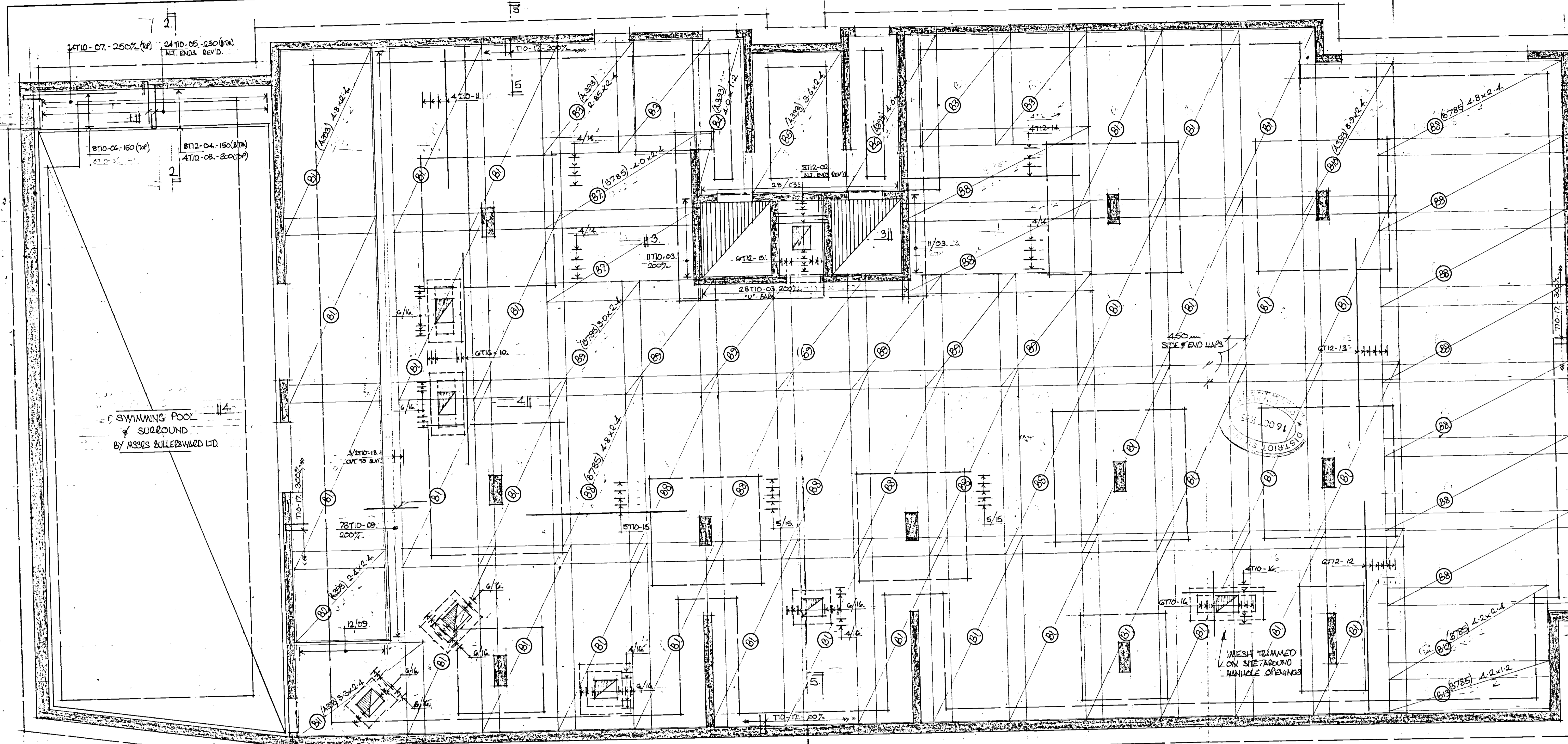
KIRBY ADRI NIXON PARTNERSHIP
CHARTERED ARCHITECTS.
23 BULL PLAN, HERTFORD, HERTS.

10-16 WELLOUSE SQUARE
LONDON E1.

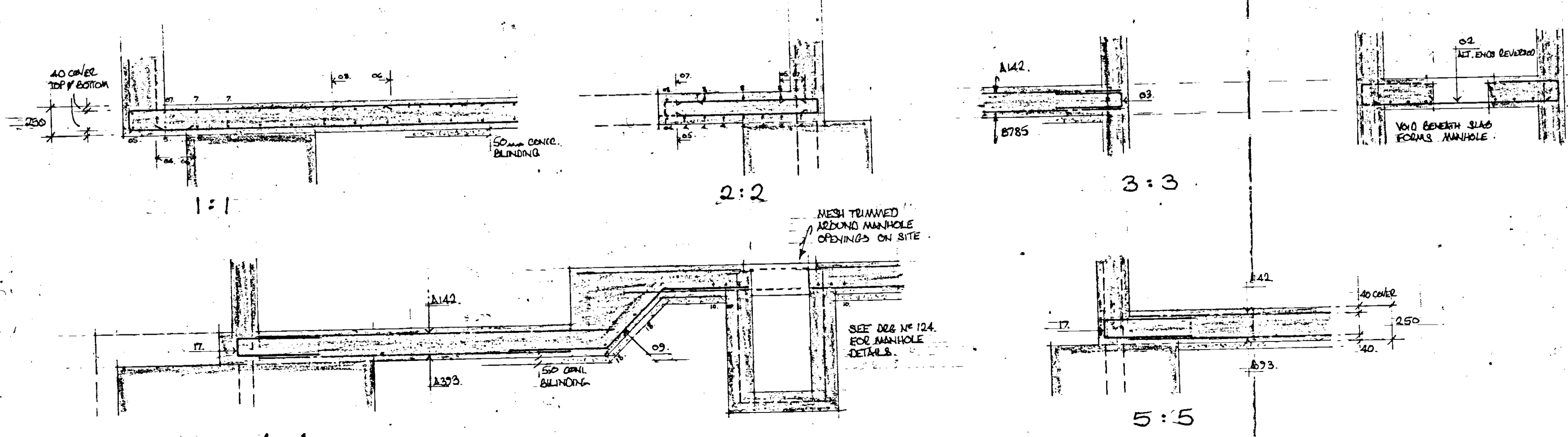
REINFT. DETAILS:
LIFT PIT BASE, WALLS g & h.
& COLUMNS.

LESLIE R WILKS CEng MStruct E
Chartered Structural Engineer
90 High Street Penge S.E.20 7HB

scale	1:25	date	September 1985
job no	8570	drg no	122.



PLAN 5



MESH SCHEDULE :- BAR REINF. ON SCHEDULE NO 123/01

MARK	REF N°	N° OFF.	LENGTH x WIDTH
B1	A393	33	4800 x 2400
B2	A393	1	2400 x 2400
B3	A393	4	2850 x 2400
B4	"	1	4000 x 1200
B5	"	1	3600 x 2400
B6	"	1	4000 x 2400
B7	B785	2	4000 x 2400
B8	B785	16	4800 x 2400
B9	B785	7	3000 x 2400
B10	A393	1	3900 x 2400
B11	A393	1	2800 x 2400
B12	B785	1	4200 x 2400
B13	B785	1	4200 x 1200
* T	A142	65	4800 x 2400

* T = A142 MESH REINF. PROVIDED IN TOP FACE, CUT TO SUIT ON SITE. WITH 300mm SIDE & END LAPS.

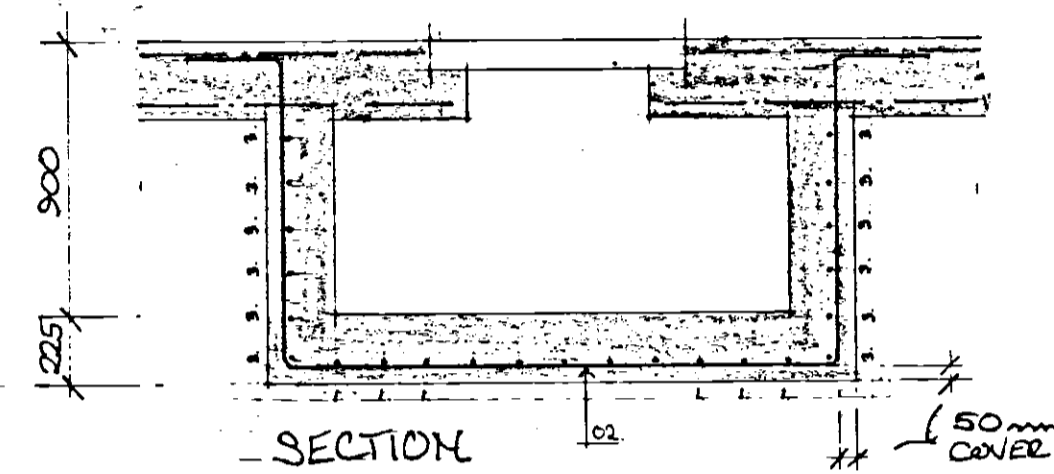
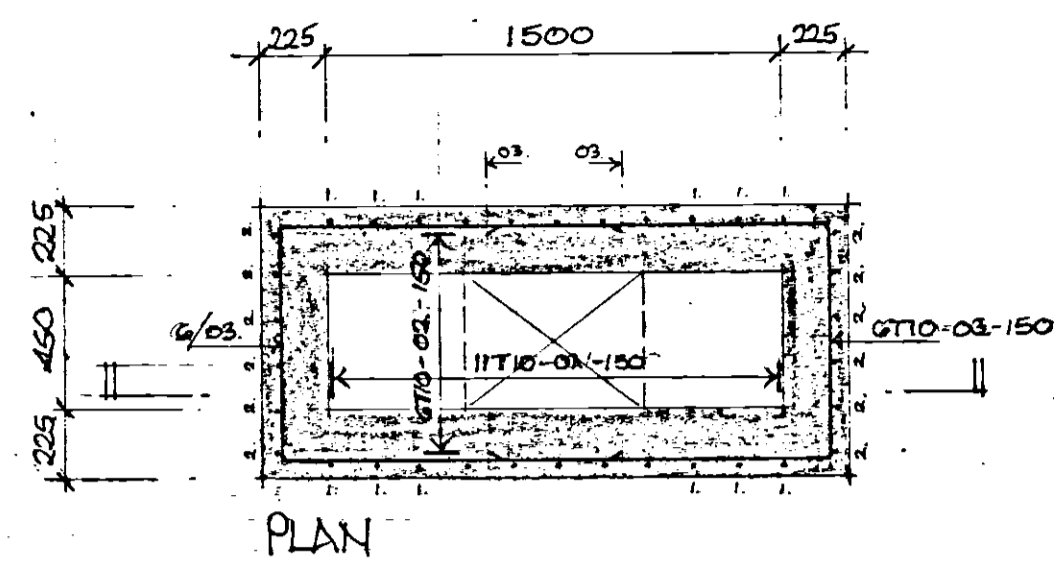
KIRBY ADAIR NEWSON PARTNERS
 CHARTERED ARCHITECTS
 23 BULL PLAN, HERTFORD, HERTS.

10-16 WELLCLOSE SQUARE
 LONDON, E.1.

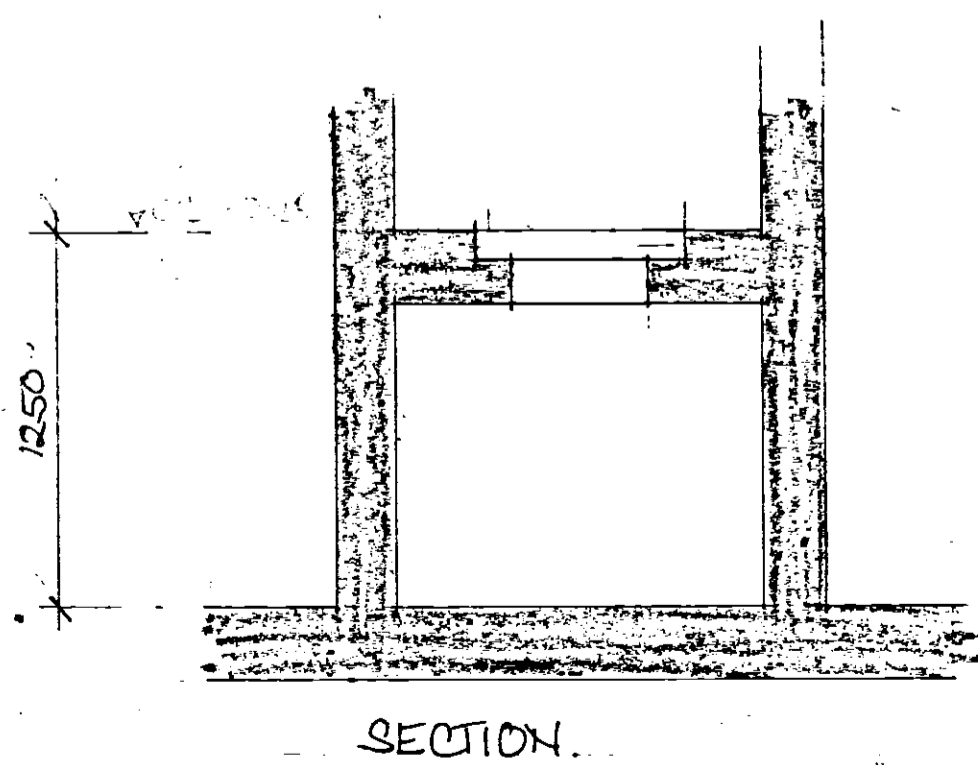
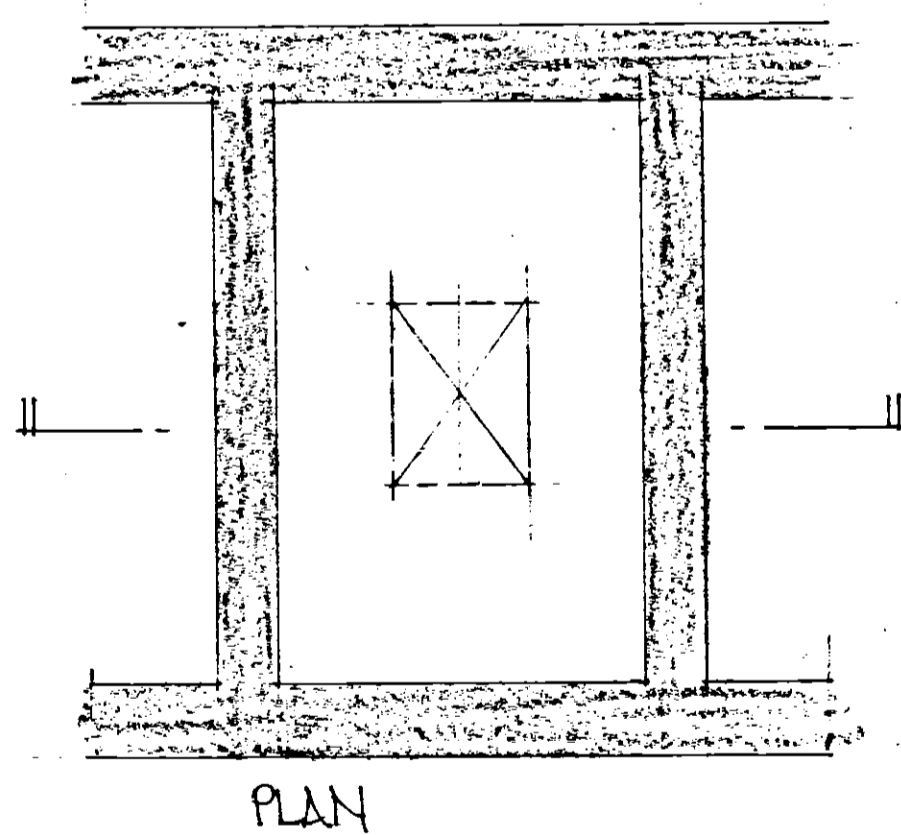
REINF. DETAILS
 BASEMENT SLAB.

LESLIE WILKS C Eng MStruct E
 Chartered Structural Engineer
 90 High Street Penge S.E.20 7HB

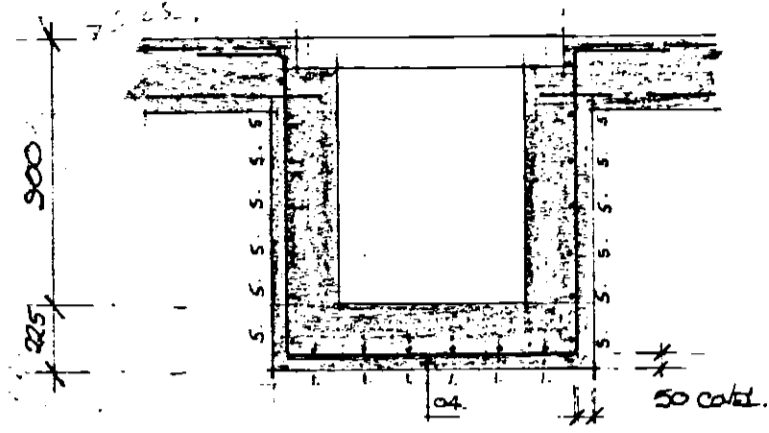
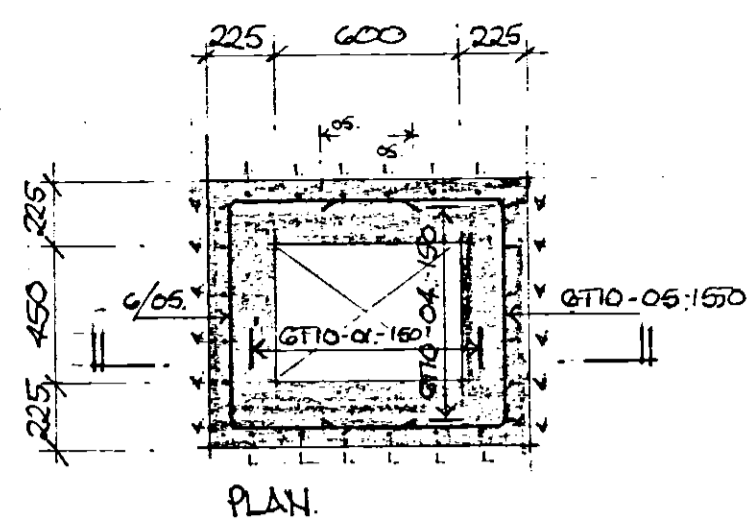
scale 1:50 & 25 date September 1985
 job no 8570 drg no 123.



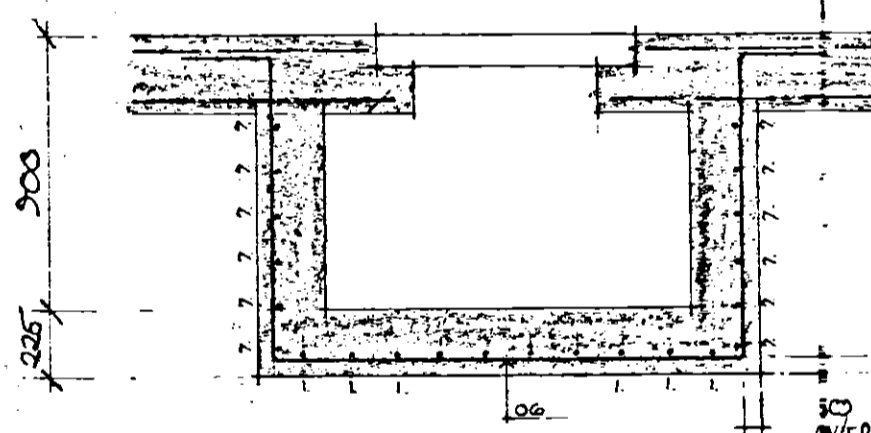
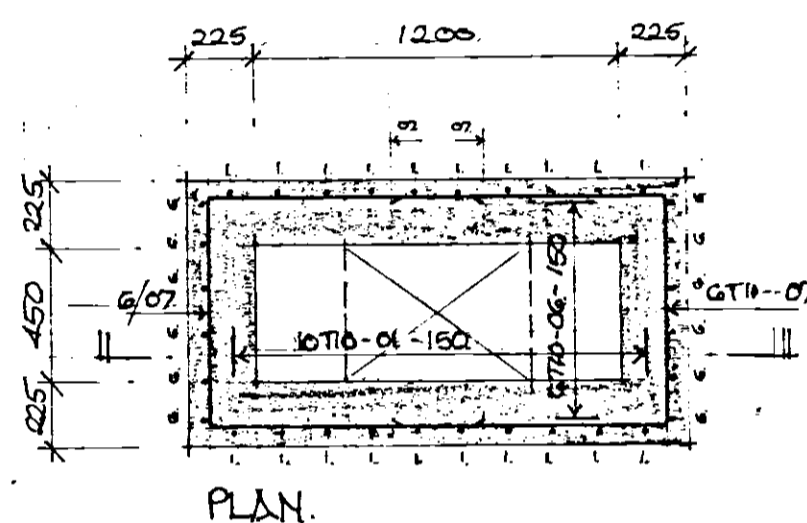
MH1.



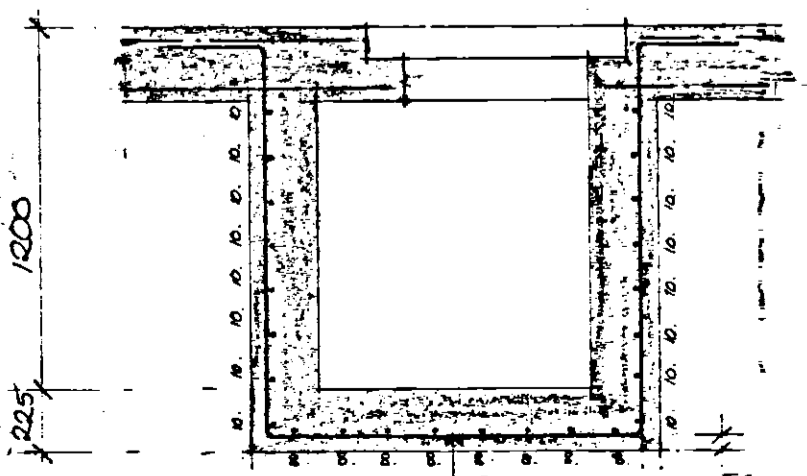
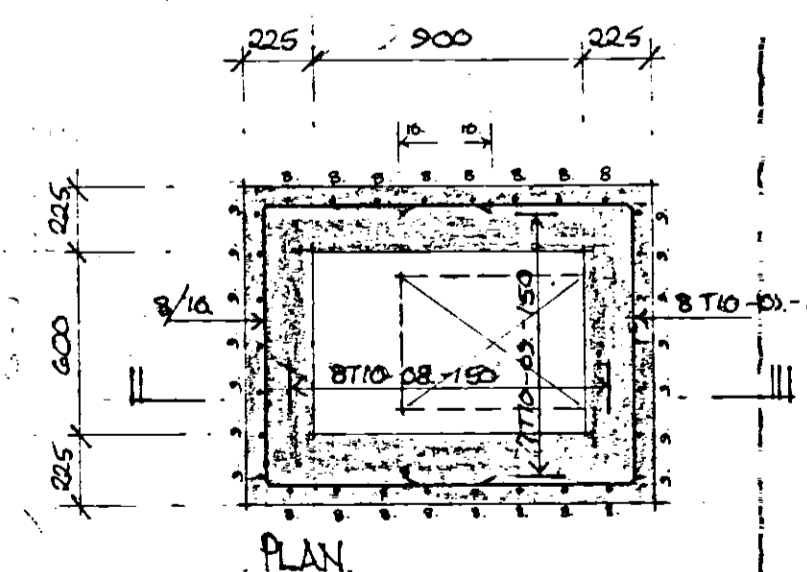
MH2. OCCUPIES VOID BETWEEN LIFT PITS FOR WALL & BASE REINFT. SEE DEGS. 121/122.



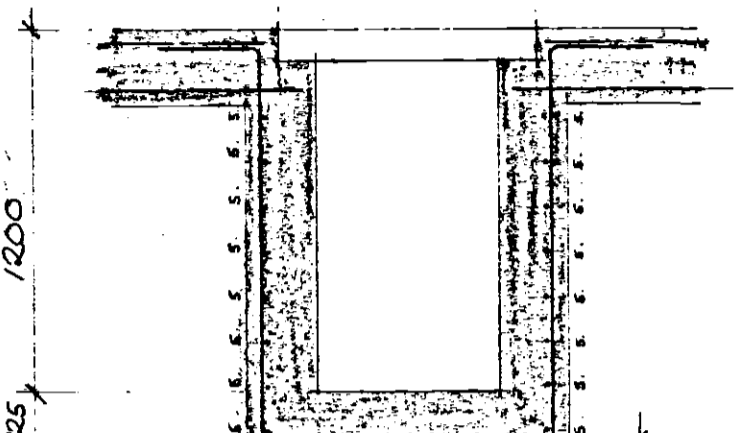
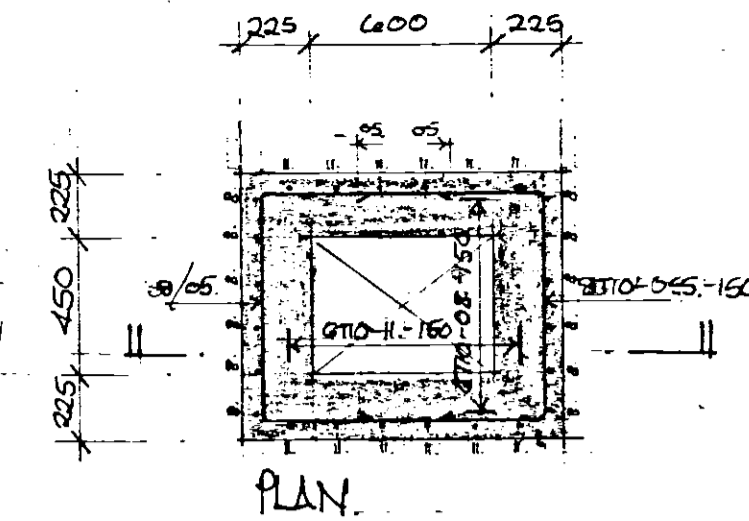
MH3.



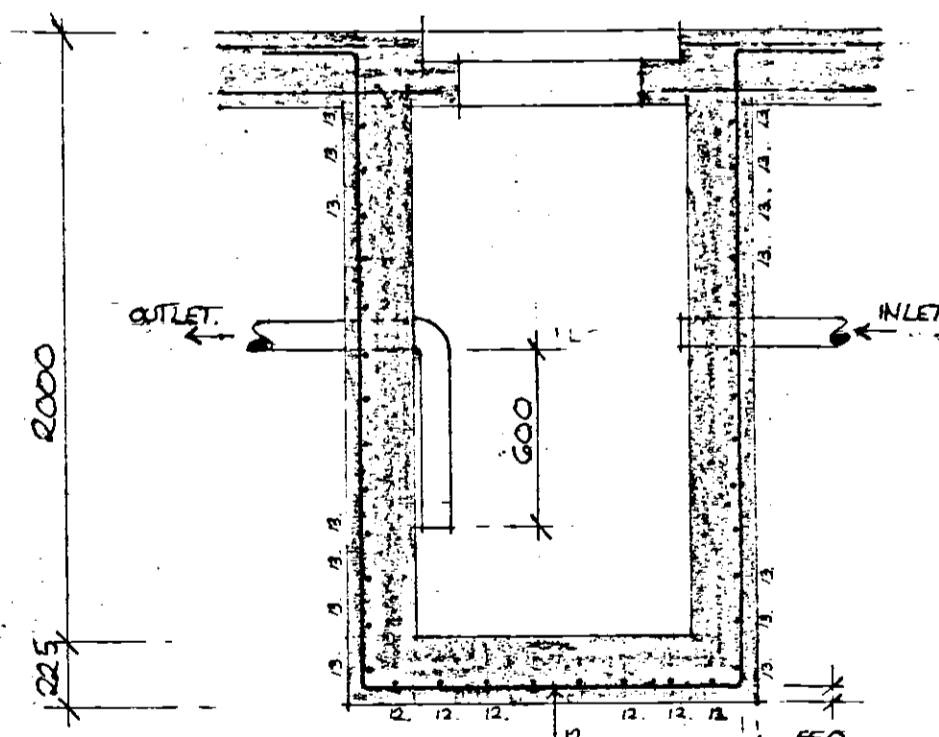
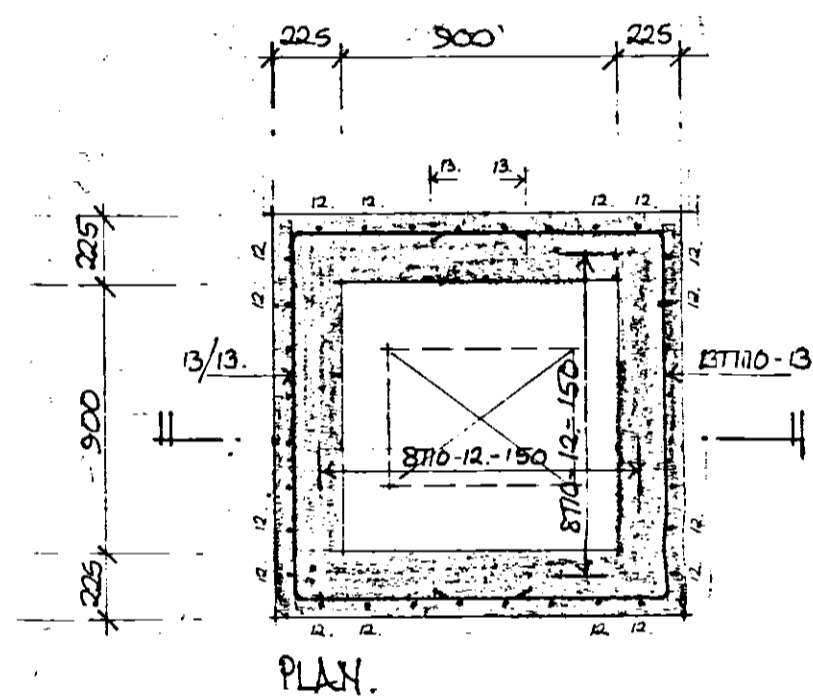
MH4 & MH5.



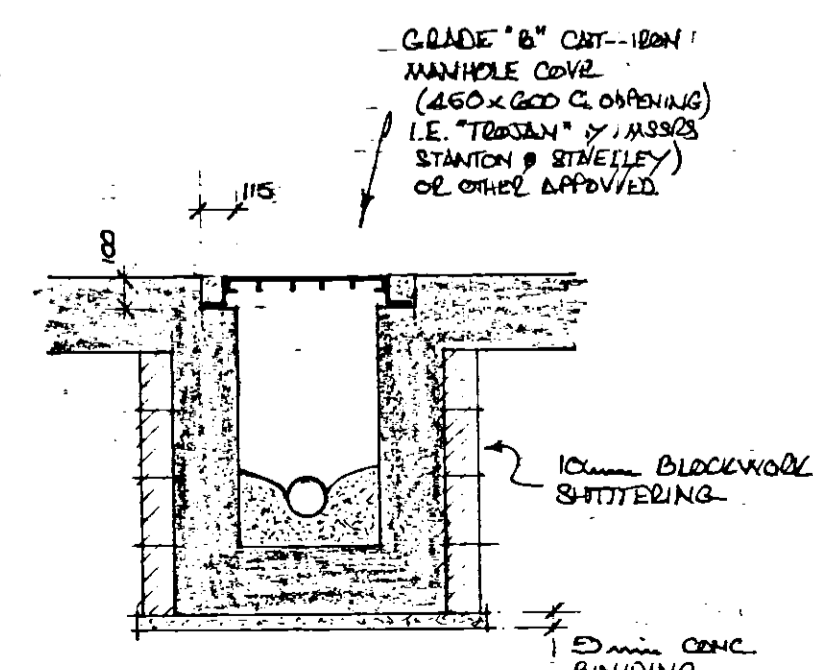
MH5.



MH7.



PETROL INTERCEPTOR (SINGLE STAGE).



TYPICAL DETAIL.

- notes
 1. SEE DEG. N° 101 FOR LOCATION
 2. REINFT. ON SCHEDULE N° 124/OI.

KIRBY, ADAM, NEWSON PARTNERSHIP.
 CHARTERED ARCHITECTS.
 23 BULL PLAIN, HERTFORD, HERTS.

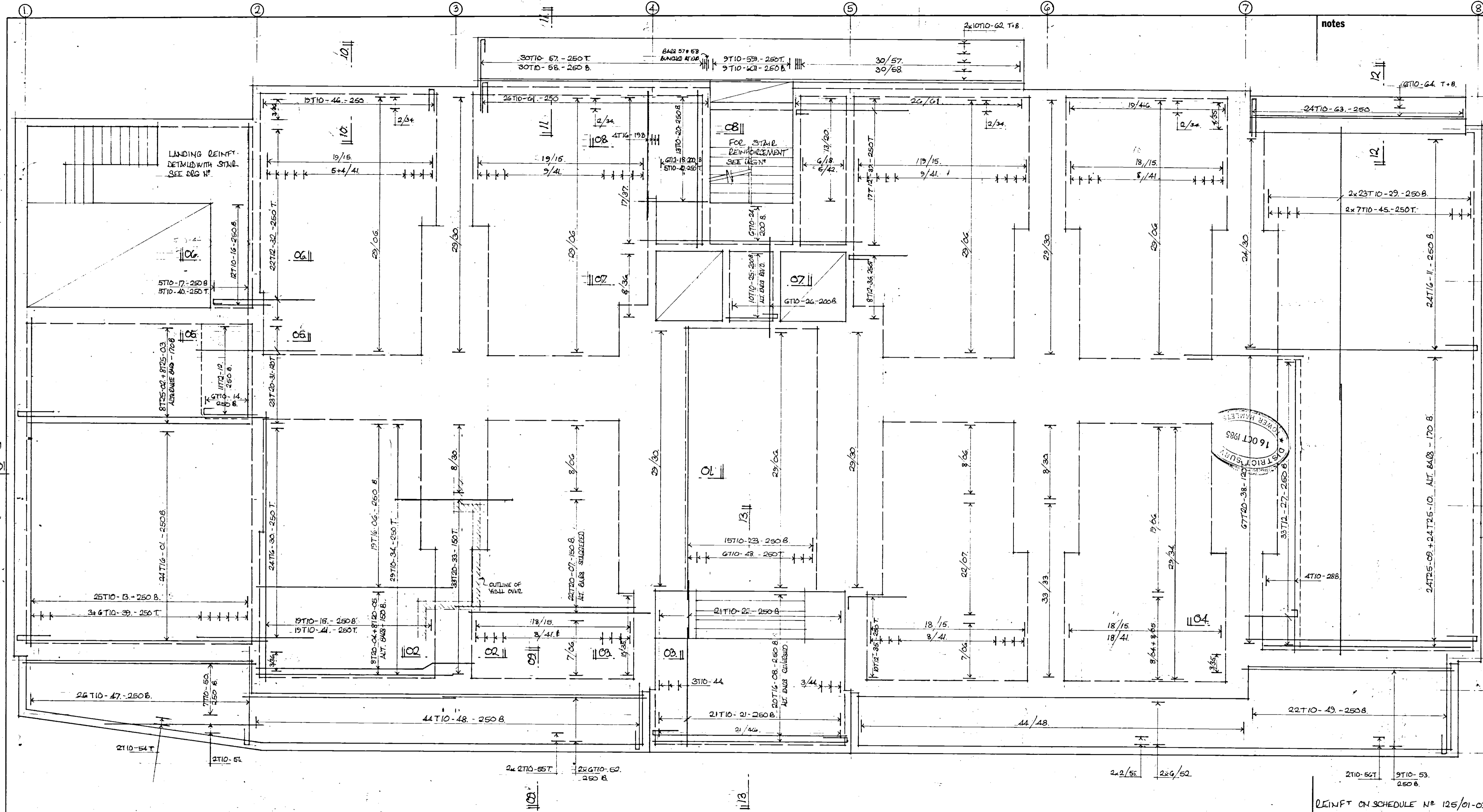
10-16 WELLCLOSE SQUARE
 LONDON E1.

REINFT. DETAILS.

R.C. MANHOLES.

LESLIE R WILKS CEng MStruct E
 Chartered Structural Engineer
 90 High Street Penge S.E.20 7HB

scale	1:25	date	Sept 1985
job no	8570	drg no	124



notes

PLAN OF G.F.L. SLAB SHOWING REINFT.
(FOR SECTIONS SEE DRG N° 126.)

REINFT ON SCHEDULE N° 125/01-03.

KIRBY, ADAM, NEWSON PARTNERSHIP.
CHARTERED ARCHITECTS.
23 BULL PLAIN, HERTFORD, HERTS.

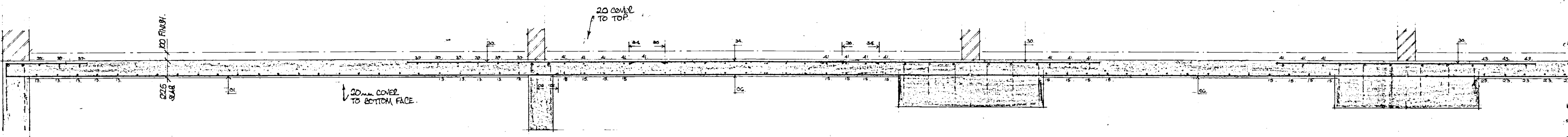
10-16 WELLCLOSE SQ.
LONDON E1.

REINFT. DETAILS.
GROUND FLOOR SLAB

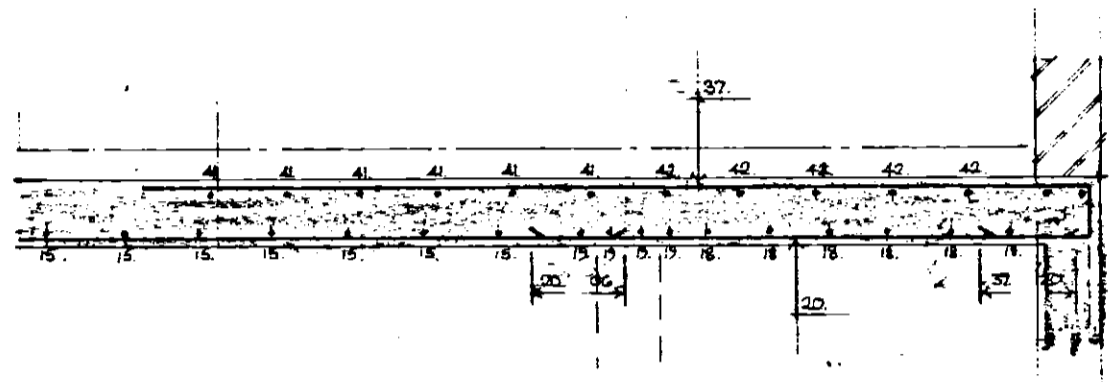
LESLIER WILKS CEng MStruct E
Chartered Structural Engineer
90 High Street Penge S.E.20 7HB

scale 1:50	date September '85
job no 8570	drg no 125.

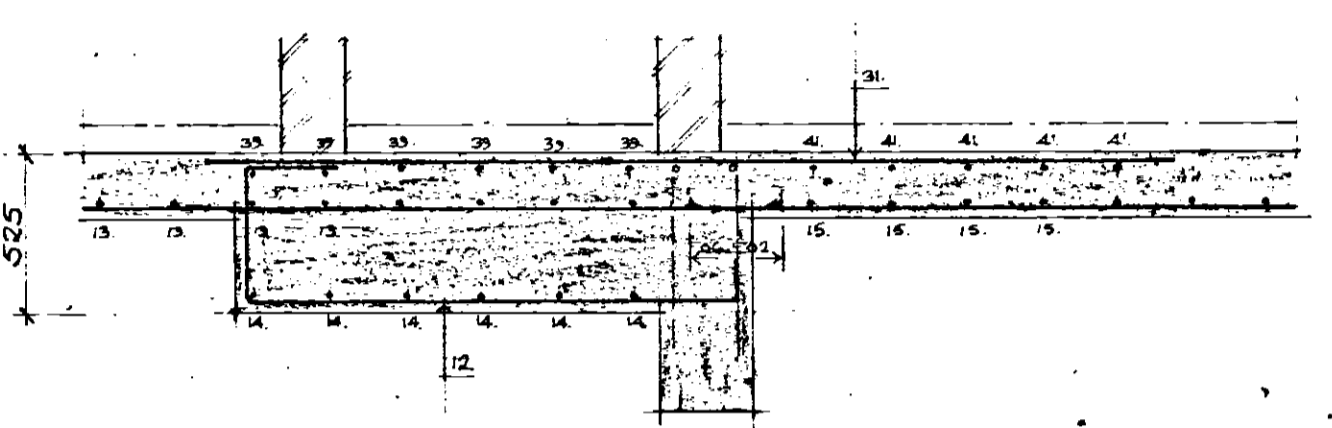
notes
 FOR PLAN SEE DRG. NO. 125
 REINFT. ON SCHEDULES 125/01-03
 20mm CONC. COVER TO REINFT. EXCEPT
 WHERE NOTED OTHERWISE.



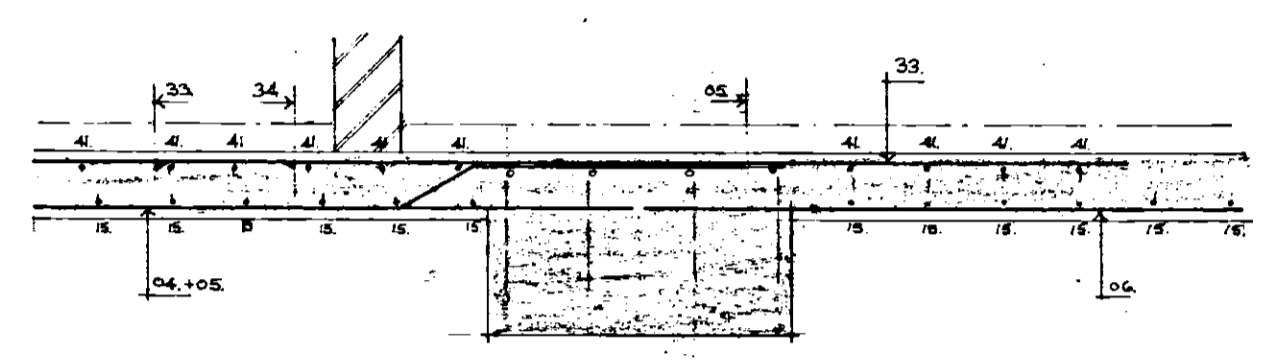
01:01



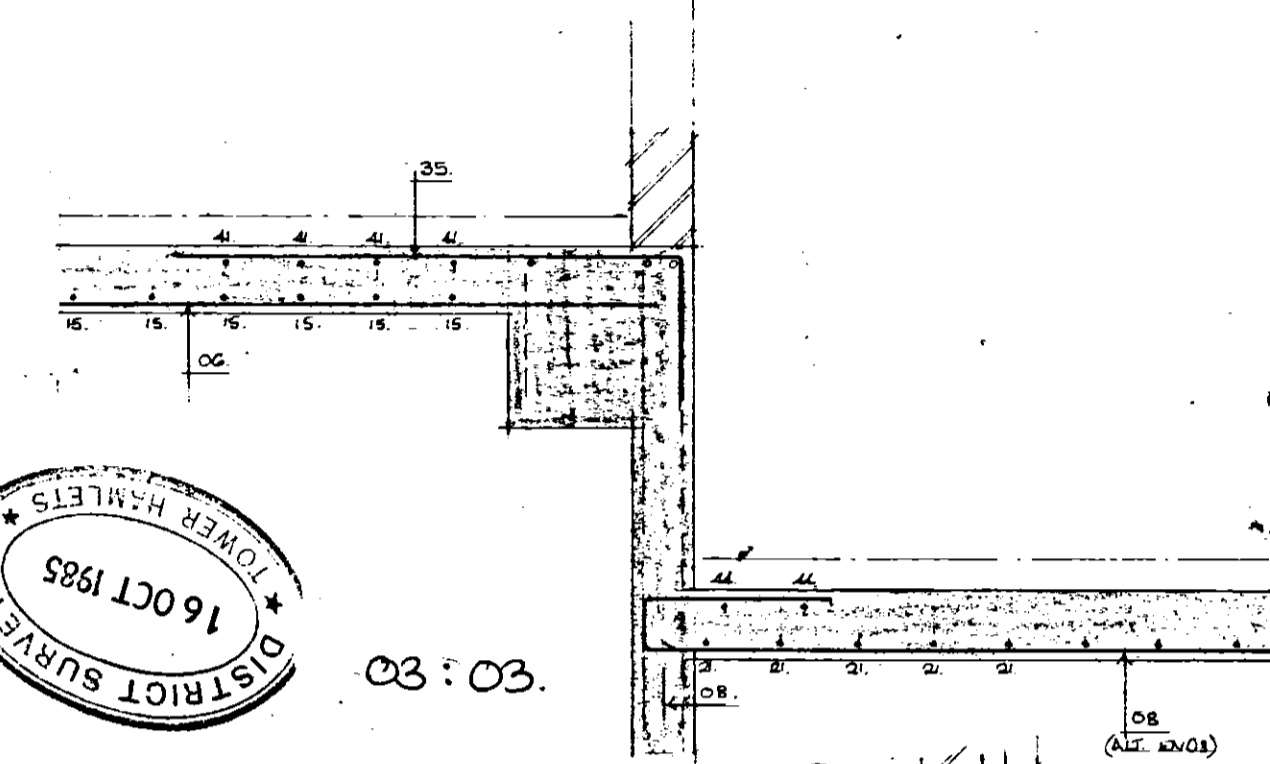
08:08



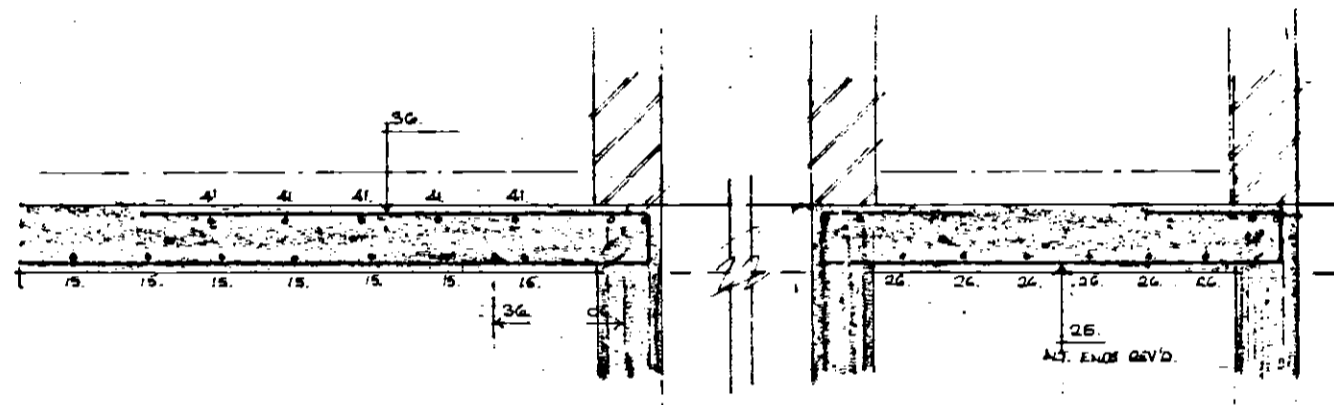

05:05



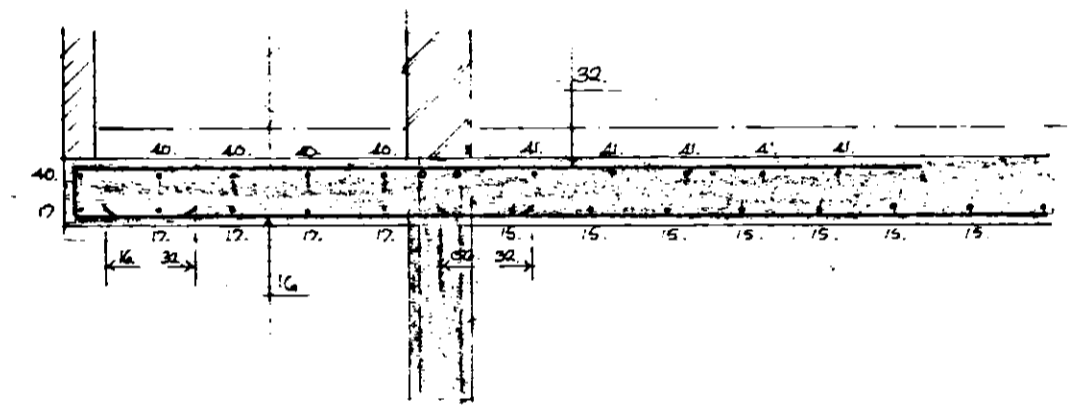
02:02



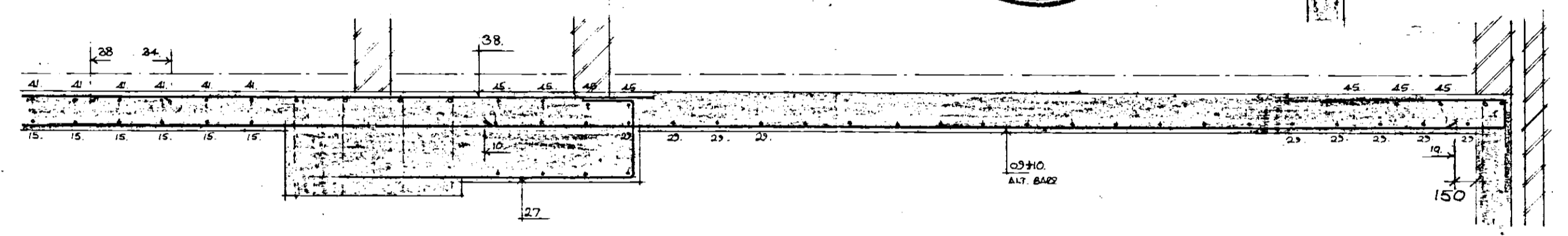
03:03



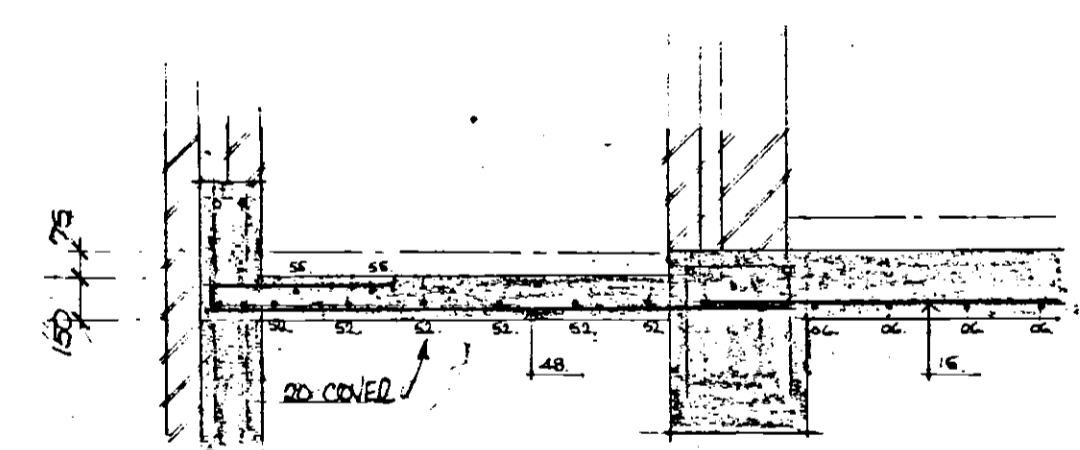
07:07



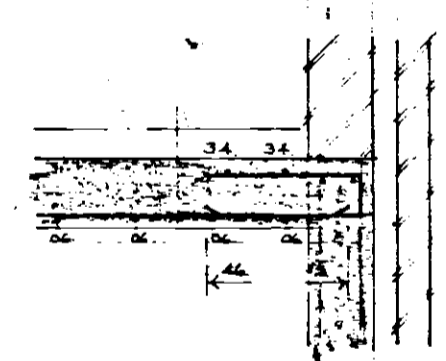
06:06



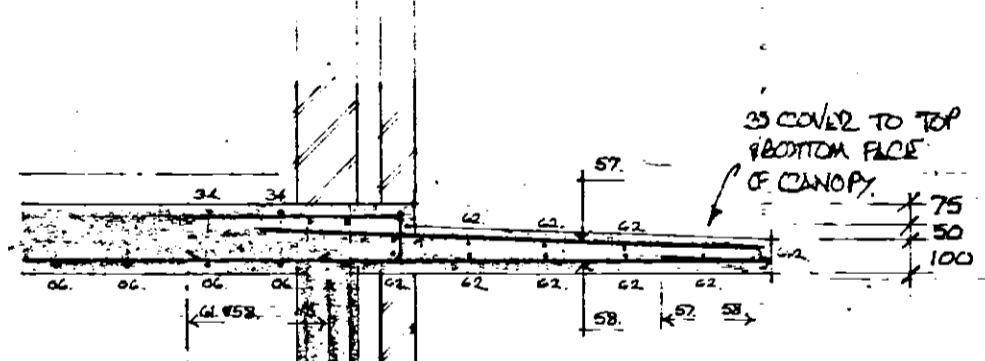
04:04



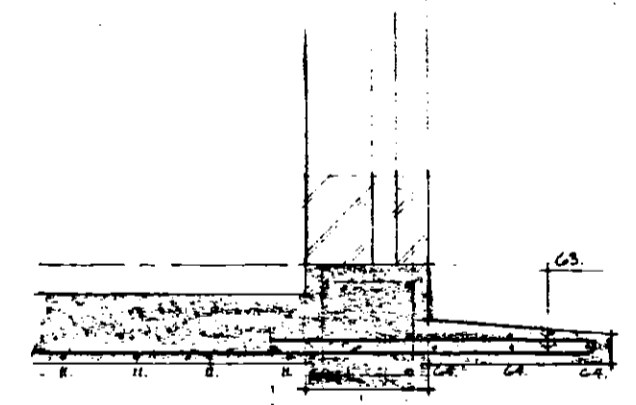
09:09



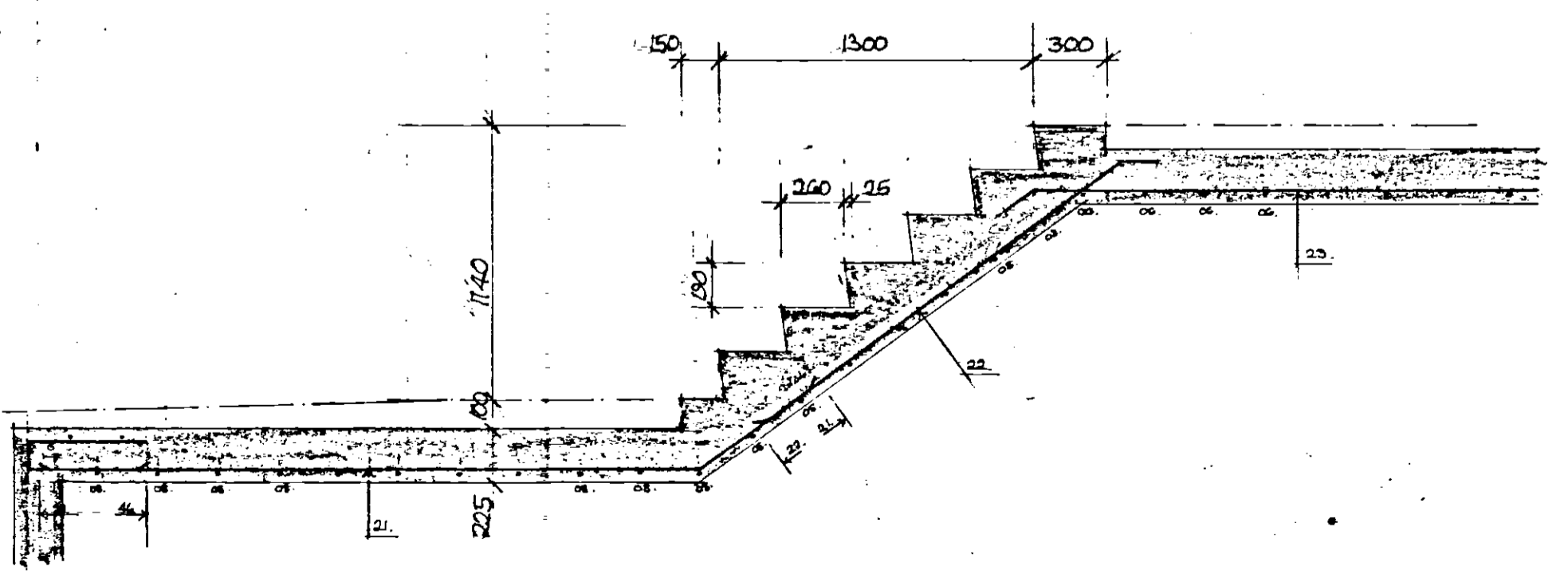
10:10



11:11



12:12



13:13

KIOBY, ADAM, NEWSON PARTNERSHIP
 CHARTERED ARCHITECTS
 23 BULL PLAIN, HERTFORD, HERTS.

10-16 WELLCLOSE SQUARE
 LONDON, E1

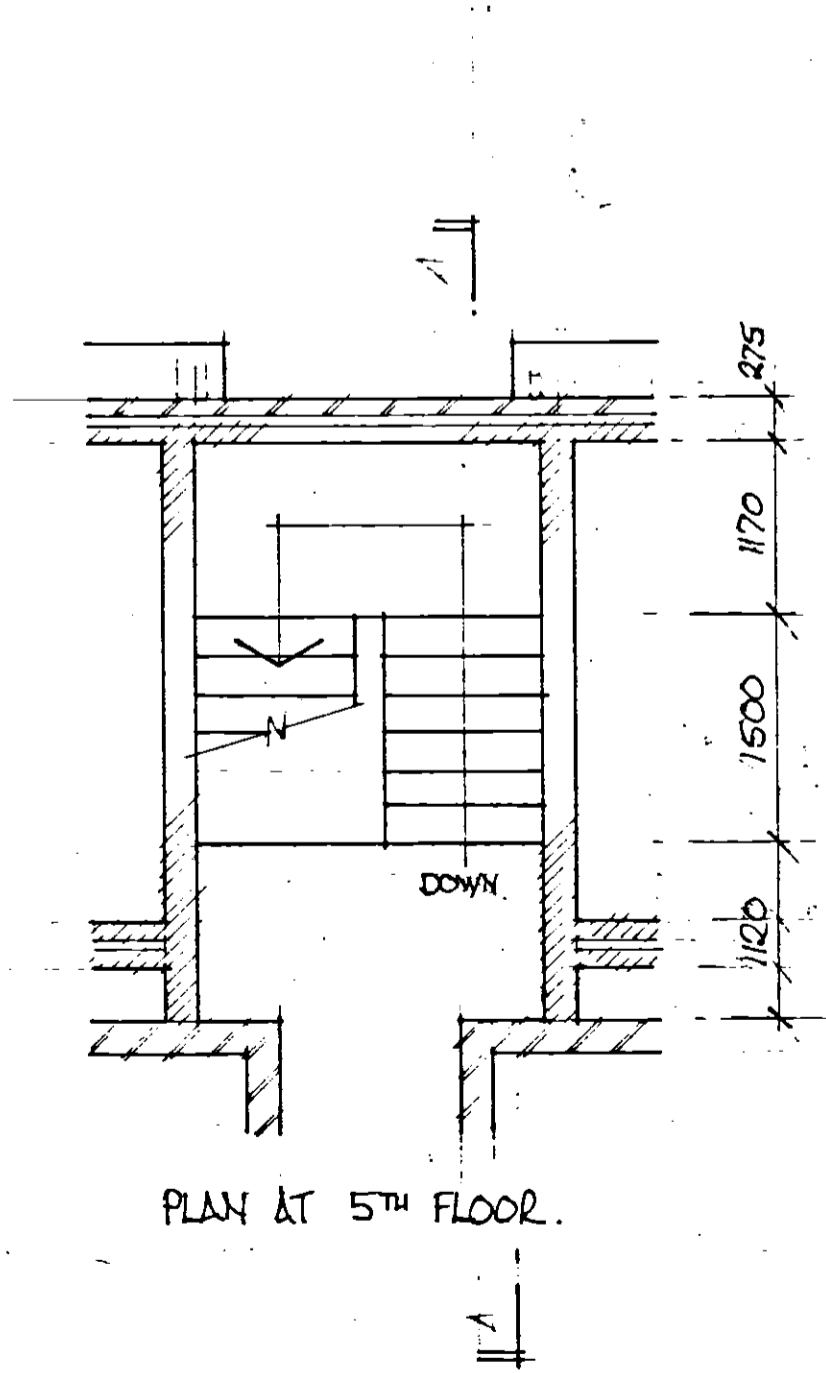
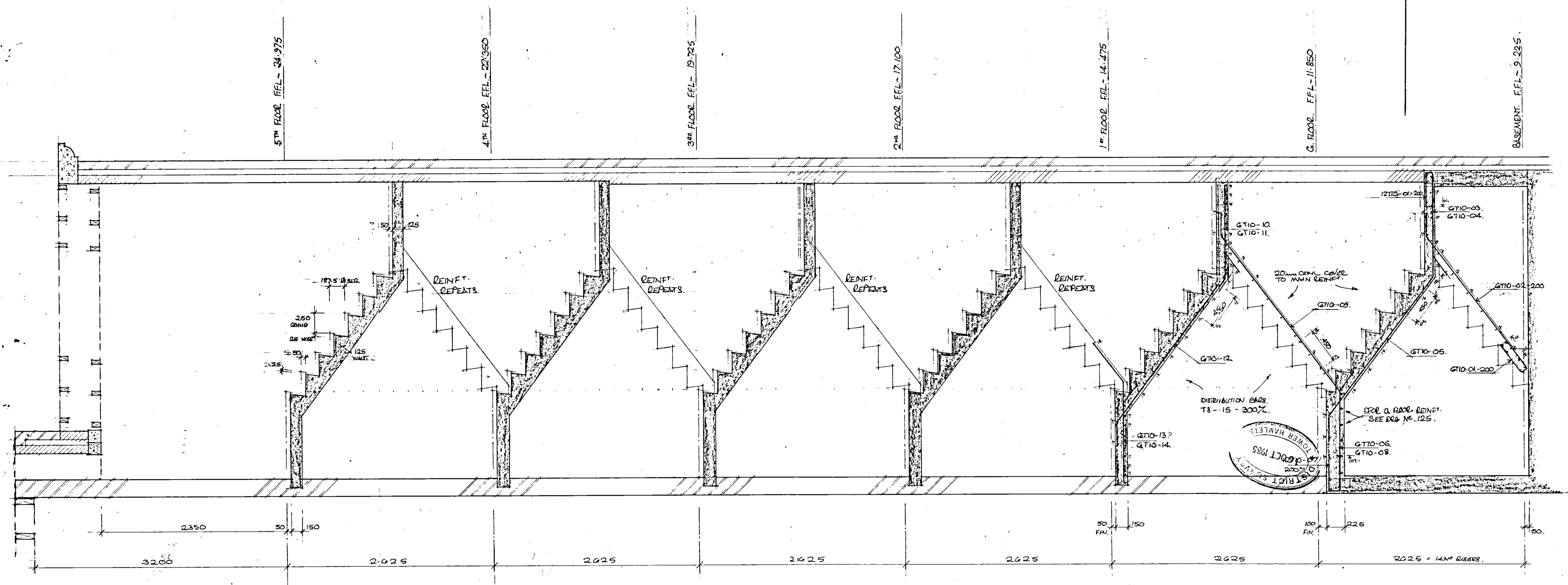
REINFT. DETAILS
 SECTIONS THRO' GROUND
 FLOOR SLAB.

LESLIE R WILKS CEng MStruct E
 Chartered Structural Engineer
 90 High Street Penge S.E.20 7HB

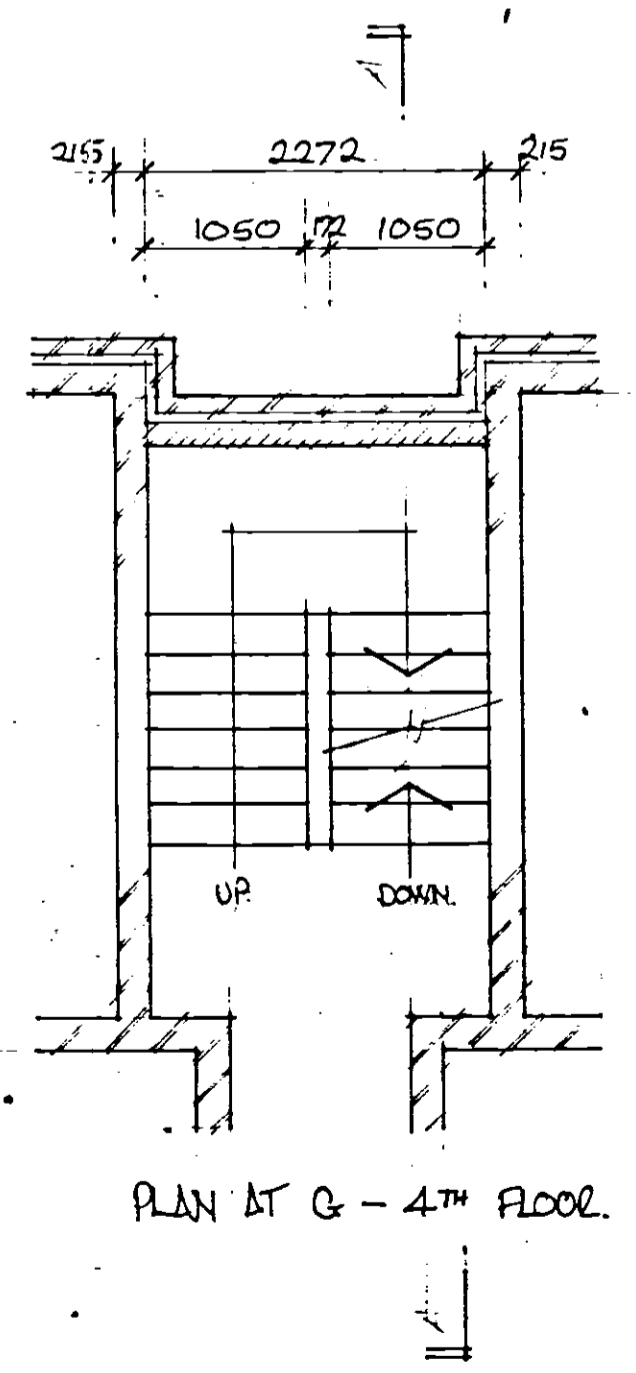
scale 1:25 date September '85

job no 8570 drg no 126

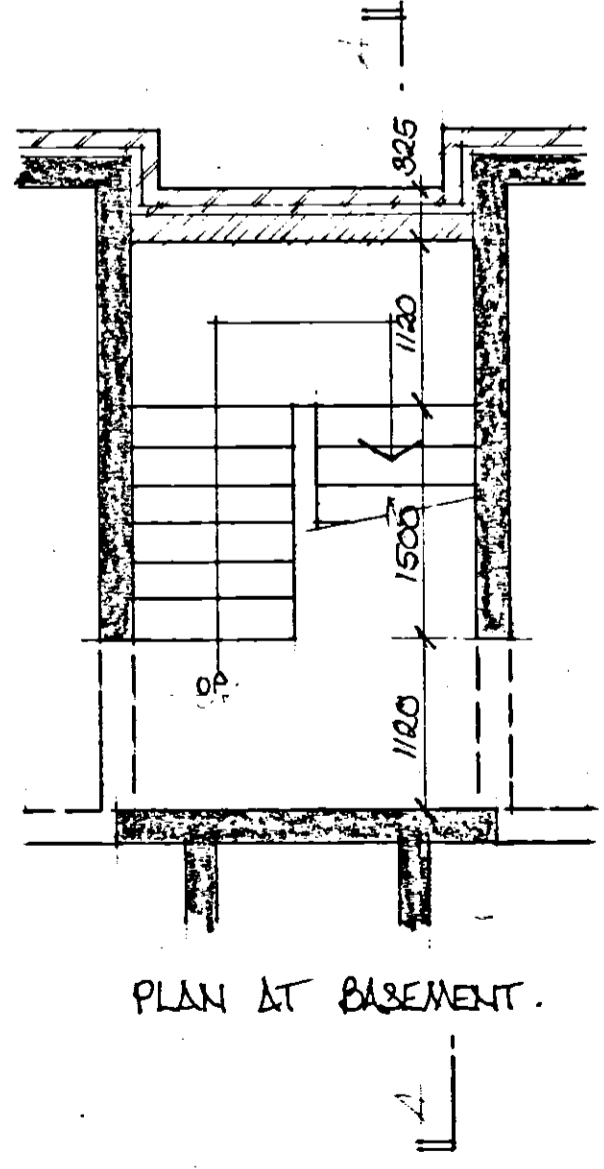
notes



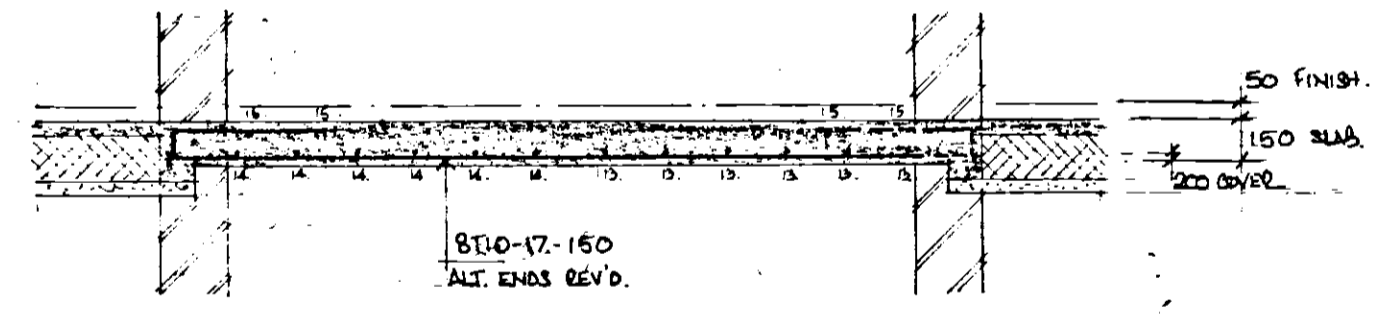
PLAN AT 5TH FLOOR.



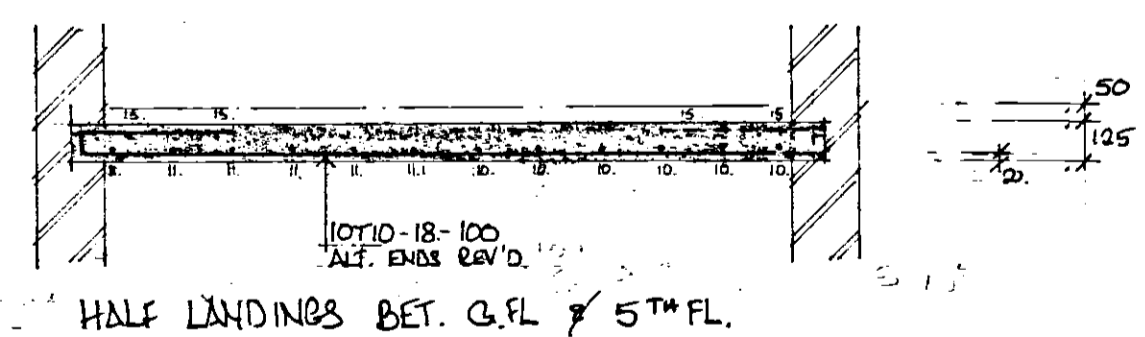
PLAN AT G - 4TH FLOOR.



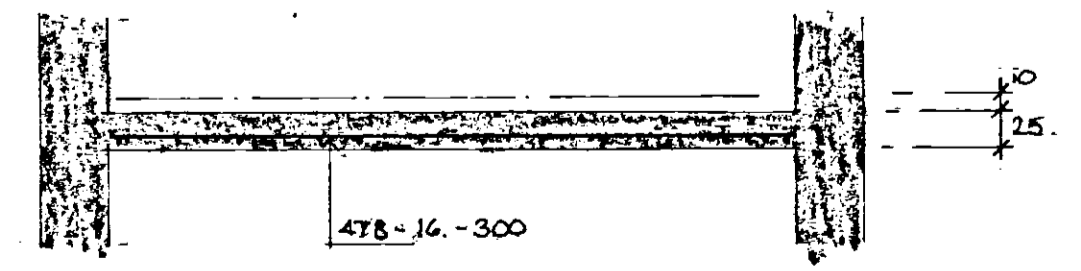
PLAN AT BASEMENT.



LANDINGS AT 1st - 5th FLOORS.
(G. FLOOR DETAILED WITH SLAB D.C. NO. 8570/125).



HALF LANDINGS BET. G.FL & 5th FL.



HALF LANDING BET. B'MENT & G. FLOOR.

REINFT. ON SCHEDULE NO. 127/01.

KIRBY, ADAM, NEWSON PARTNERSHIP.
CHARTERED ARCHITECTS
23 BULL PLAIN, HERTFORD, HERTS.

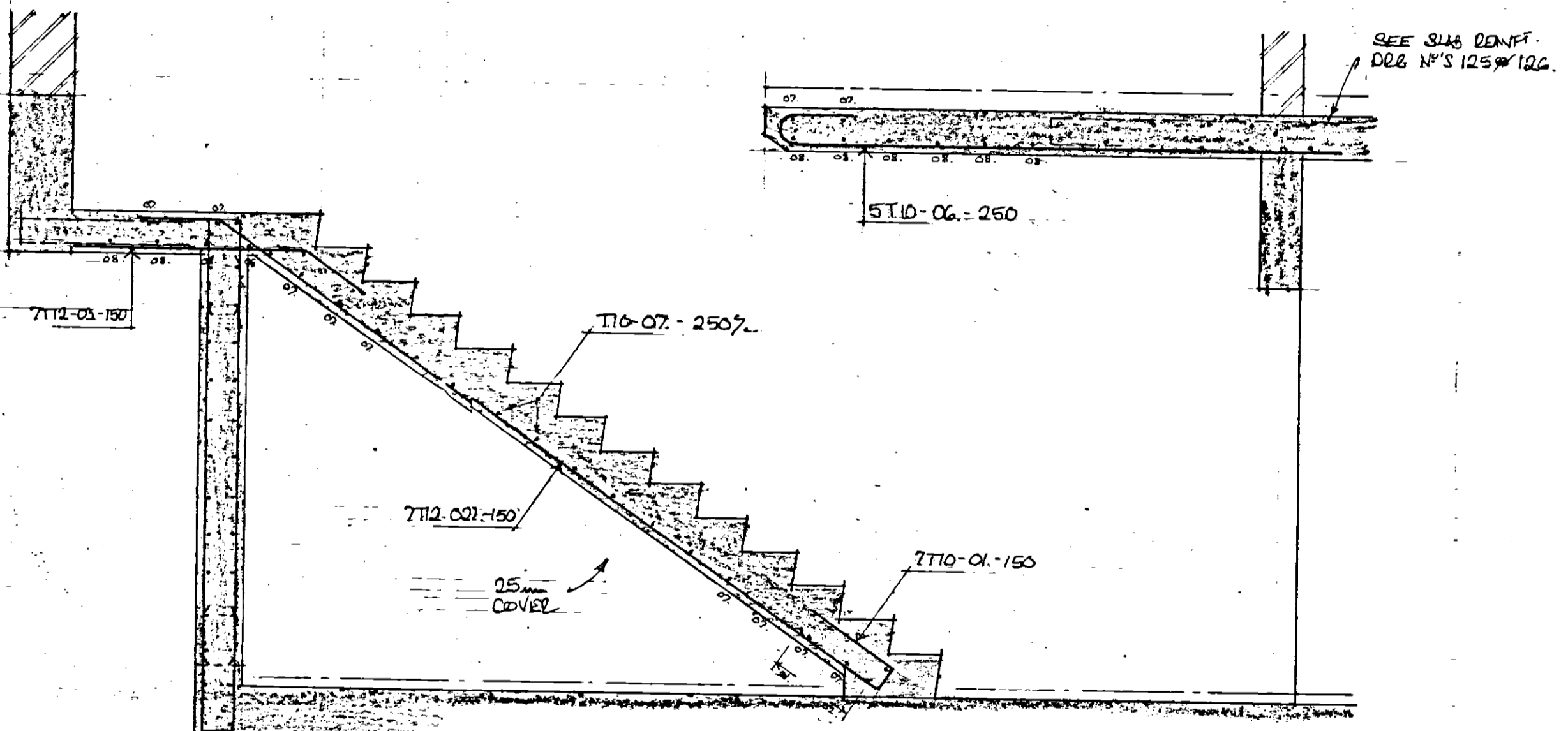
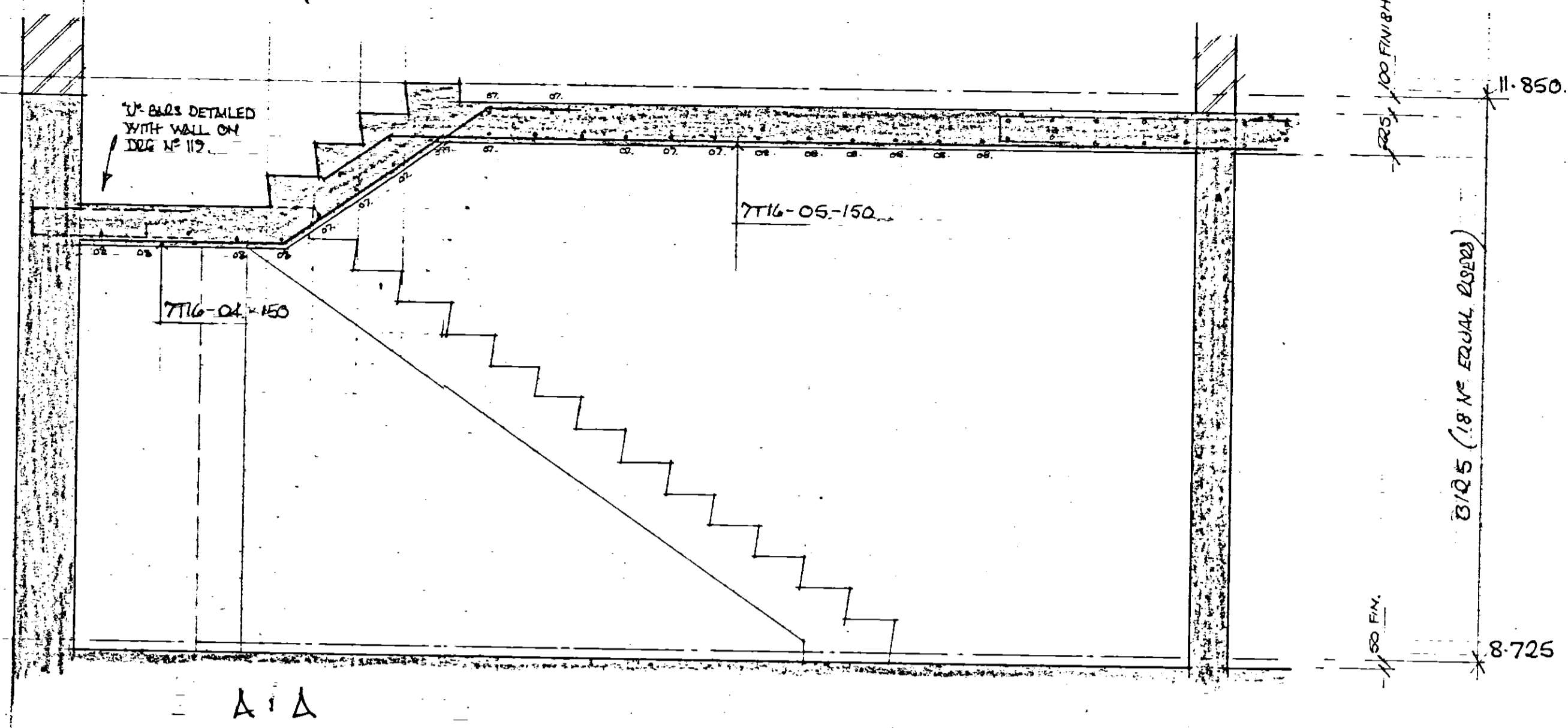
10-16 WELLCLOSE SQUARE
LONDON E1.

REINFT. DETAIL.
MAIN STAIRCASE.

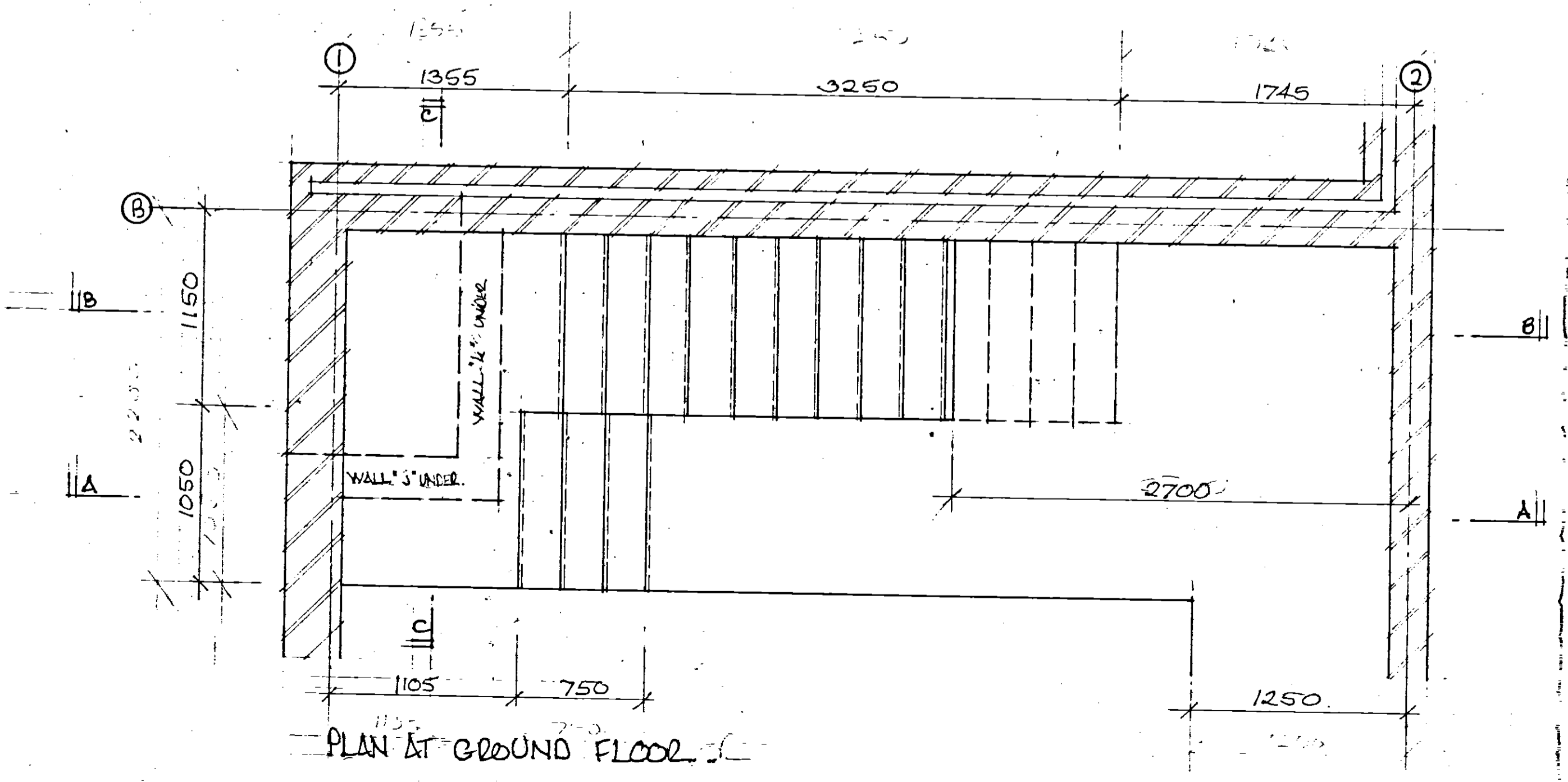
LESLIE R WILKS CEng MStruct E
Chartered Structural Engineer
90 High Street Penge S.E.20 7HB

scale 1:25	date September 85.
job no 8570	drg no 127.

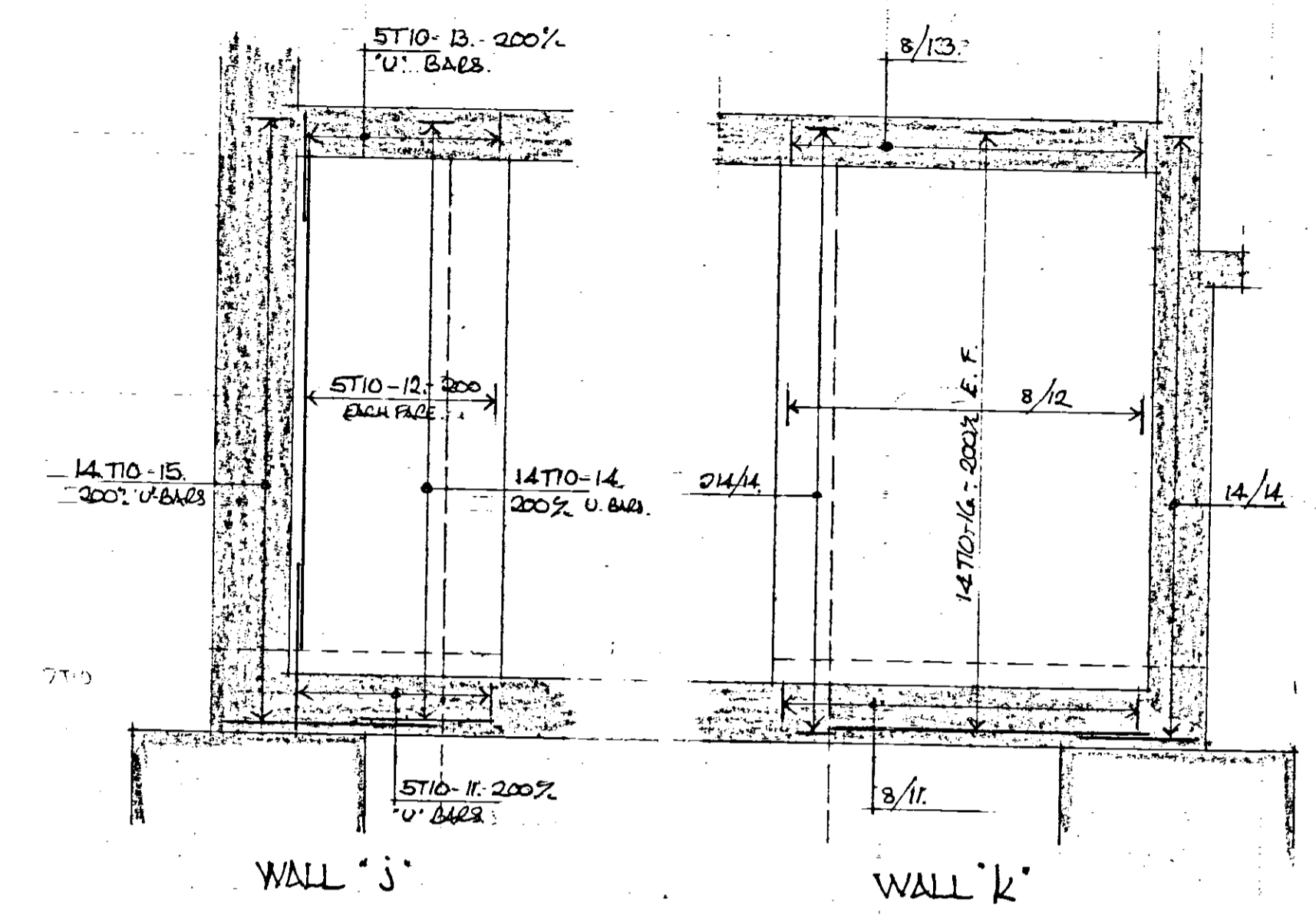
notes
 REINFT. ON SCHEDULE N° 128/01/02



SECTION B:B.

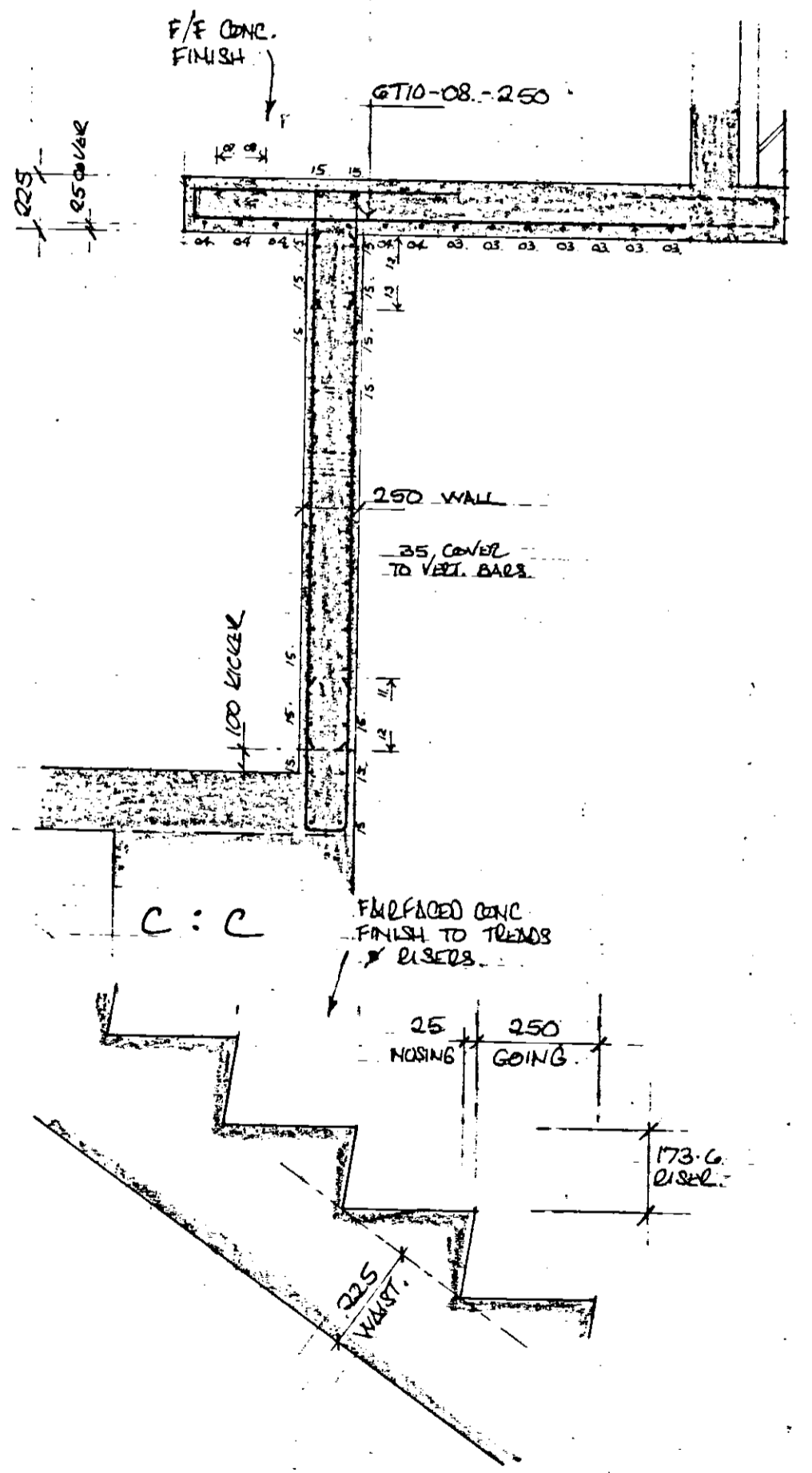


PLAN AT GROUND FLOOR



WALL 'j'

WALL 'k'



STEP DETAIL (1:12.5)



A - ADDED WALLS j & k. 15/11/85
 KIDBY, ADAM, NEWSON PARTNERSHIP
 CHARTERED ARCHITECTS.
 23 BULL PLAIN, HERTFORD, HERTS.

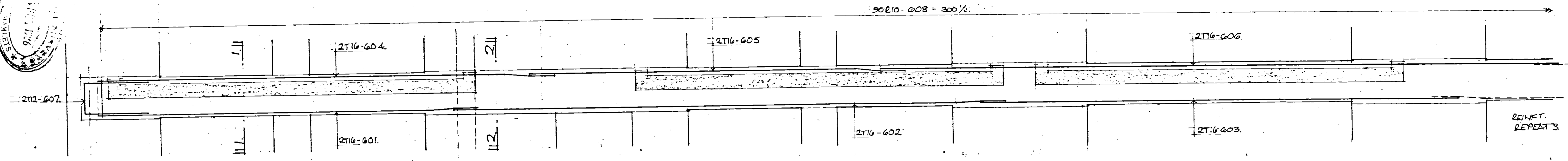

10-16 WELLCLOSE SQUARE
 LONDON E1.

REINFT. DETAILS:
 STAIRCASE TO POOL AREA
 & WALLS j & k.

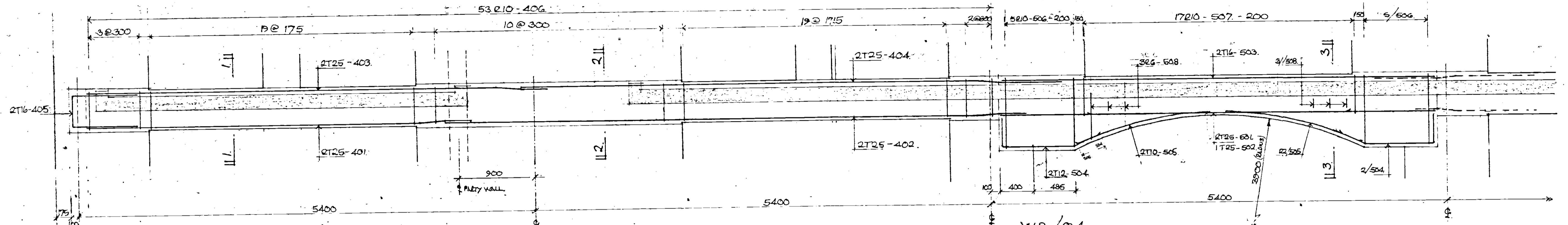
LESLIE WILKS CEng MStruct E
 Chartered Structural Engineer
 90 High Street Penge S.E.20 7HB

scale	1:25	date	September '85
job no	8570	drg no	128 A

notes REINFT. ON SCHEDULES 13G, 01-03.
ALL BEAMS VIEWED FROM OUTSIDE.

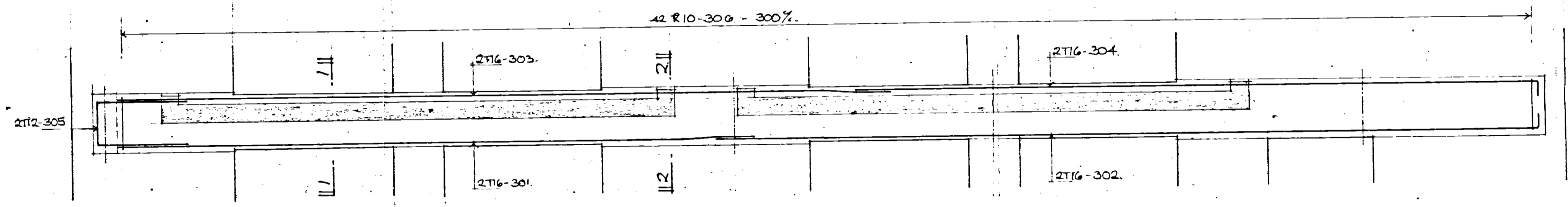
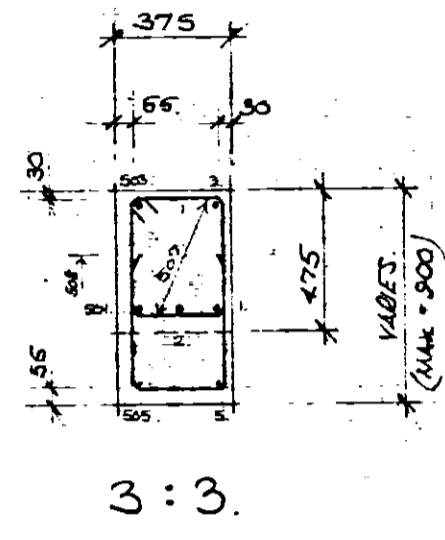


WS/08 - 3N° THUS.

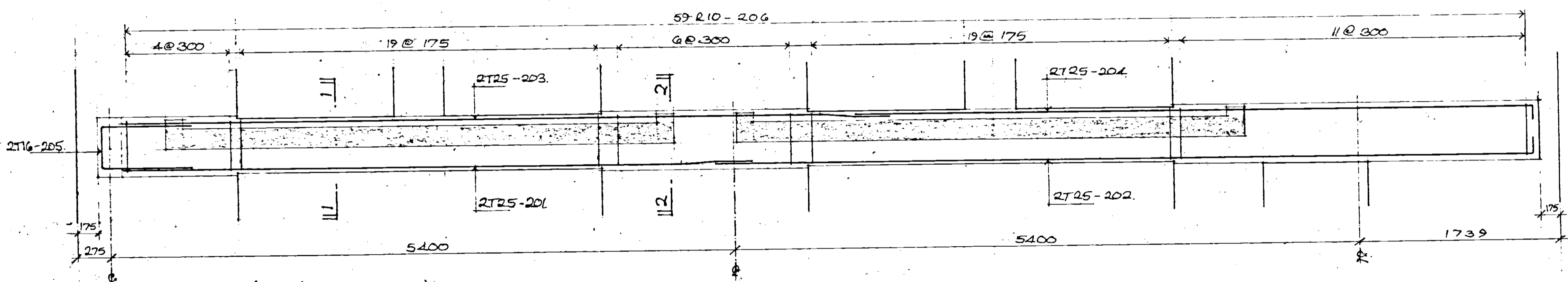


WS/03 (WS/03A HANDED)

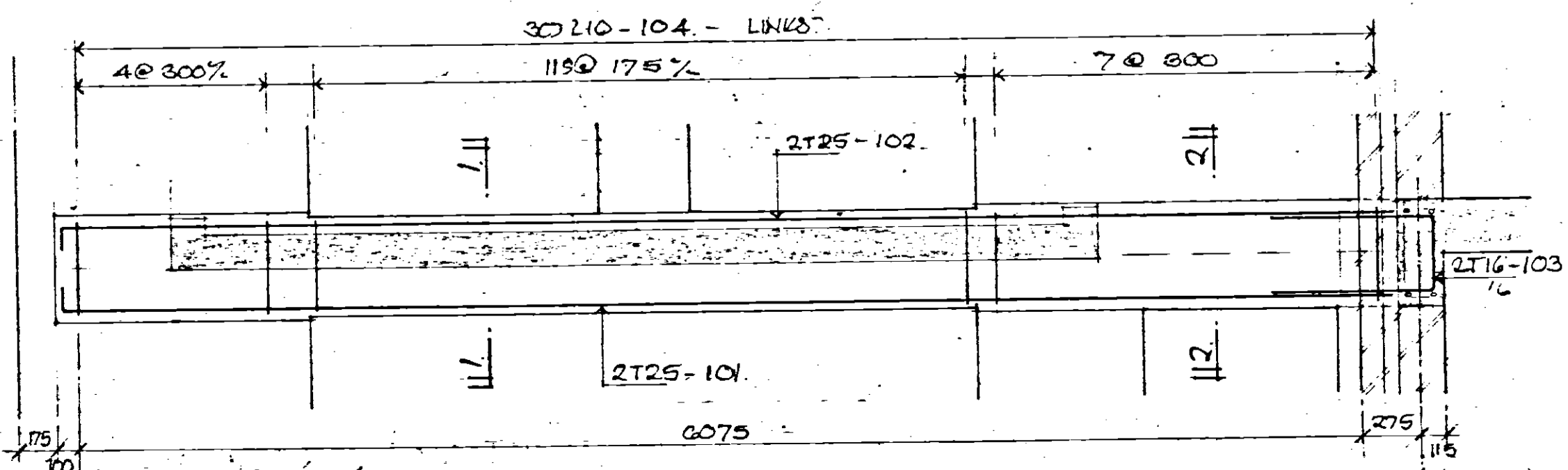
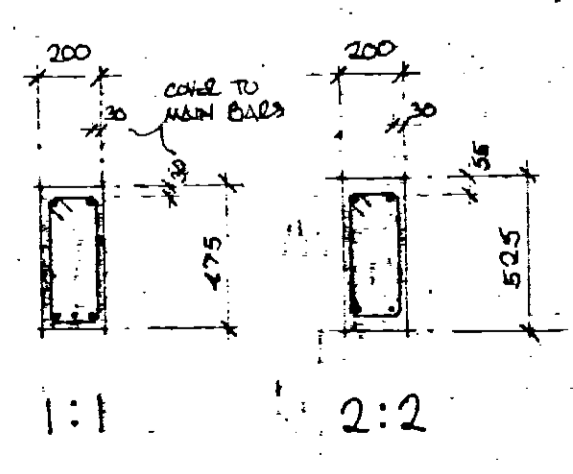
WS/04




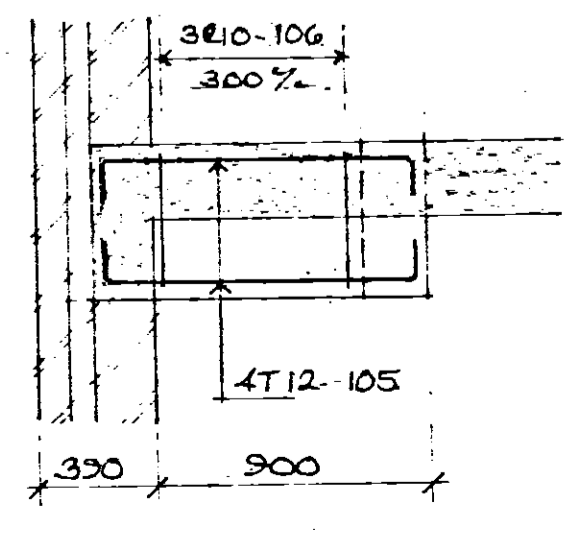
WS/07 - 3N° THUS (WS/07A HANDED - 3N°)



WS/02 (WS/02A HANDED)



WS/01 - 8N° THUS.
(WS/01A HANDED - 8N°)



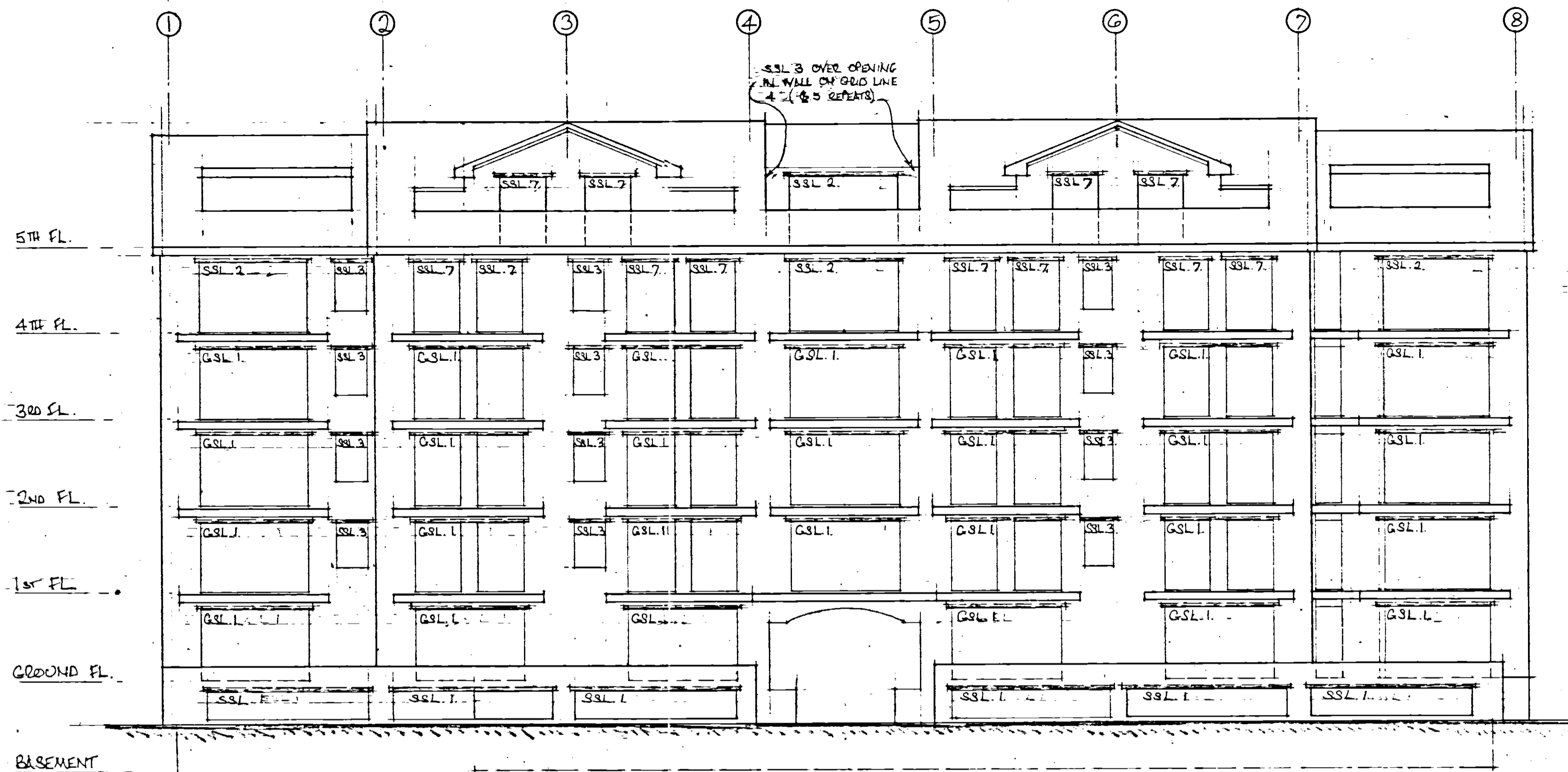
VIOBY LOWE NEWSON PARTNERSHIP
CHARTERED ARCHITECTS.
23 BULL PLAIN, HERFORD, HERTS.

10-16 WELLCLOSE SQUARE.
LONDON E.1.

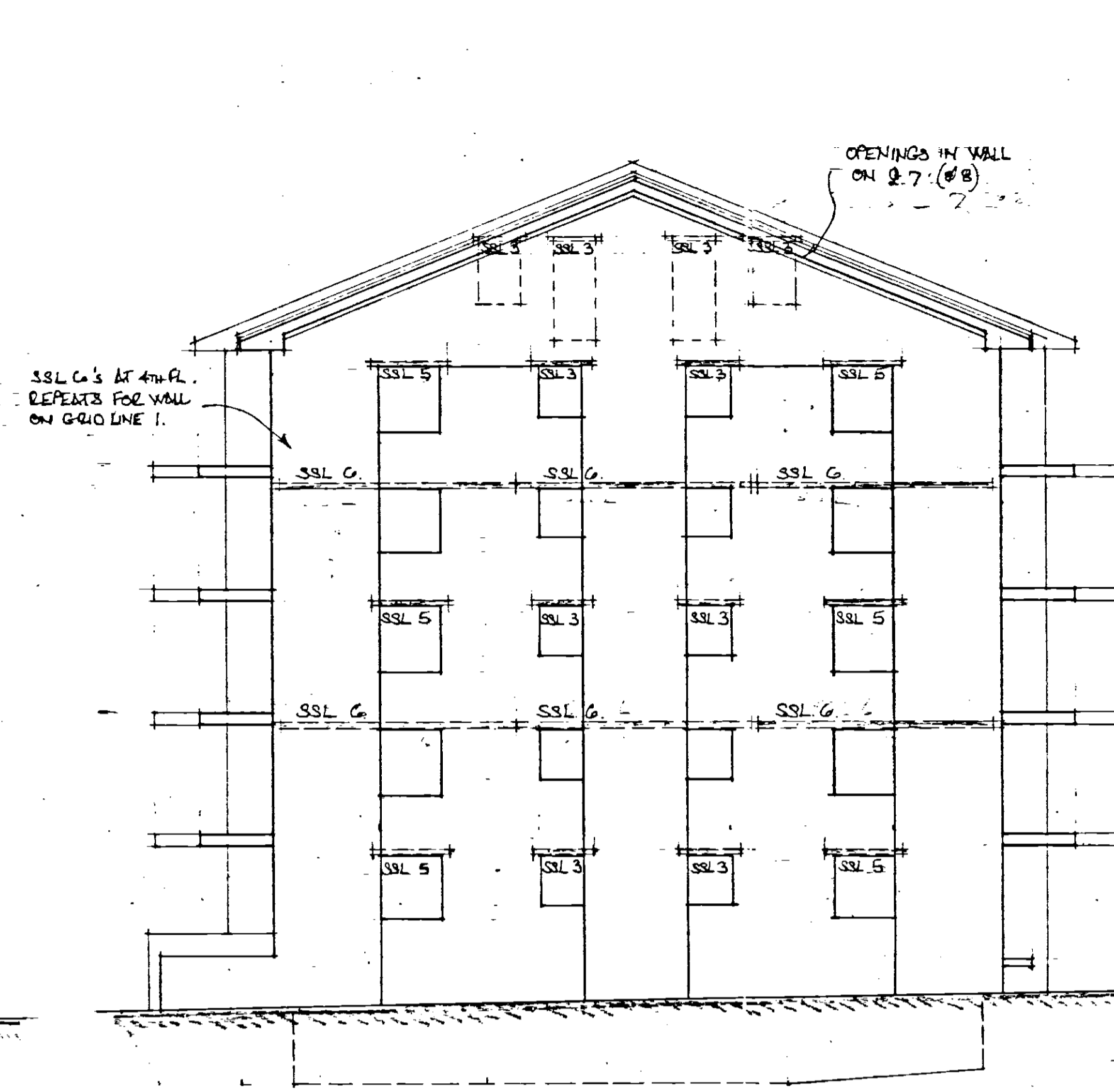
REINFORCEMENT DETAILS:
BEAMS WS/01, 02, 03, 04, 07 & 08.

LESLIE WILKS CEng MStruct E
Chartered Structural Engineer
90 High Street Penge S.E.20 7HB

scale	1:25	date	January 1986.
job no	8570	drg no	137



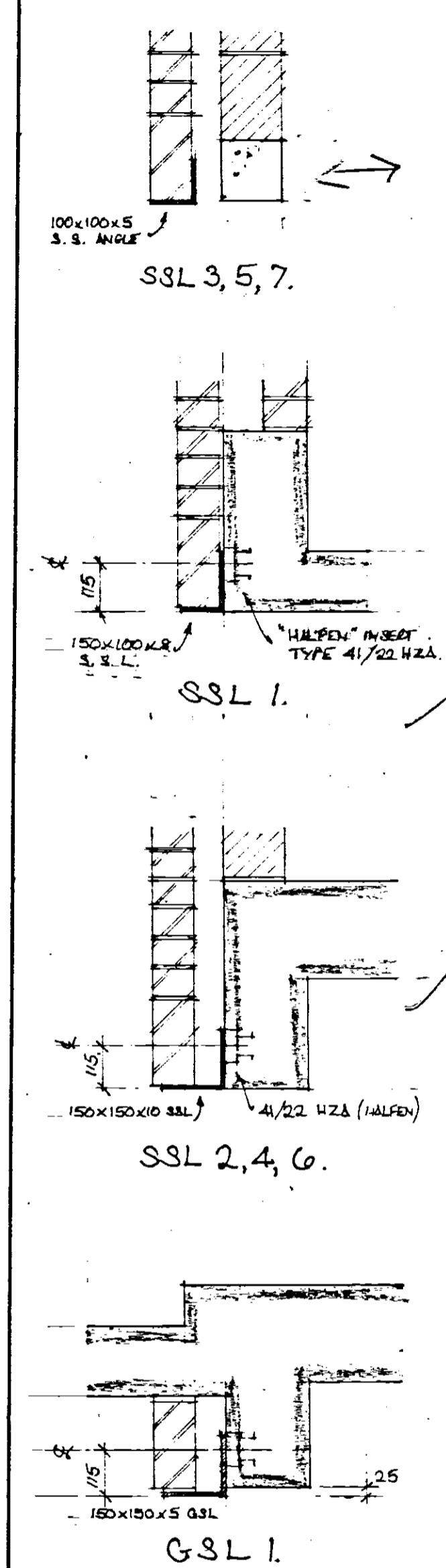
FRONT ELEVATION. (SOUTH)



FLANK ELEVATION (EAST)




REAR ELEVATION. (NORTH)



ANGLE SCHEDULE - SSL - STAINLESS STEEL ANGLES.
G.S.L. - GALVANIZED

REF.	N°	%LENGTH	SECTION	DETAIL
SSL 1.	6	5000	150 x 100 x 8	350 4/18 x 60 SLATS @ 300 350
SSL 2.	5	3400	150 x 150 x 10	350 4/18 x 60 SLATS @ 300 350
SSL 3.	52	1200	100 x 100 x 5	PLAIN.
SSL 4.	1	2400	150 x 150 x 10	300 3/18 x 60 SLATS @ 300 300
SSL 5.	6	1550	100 x 100 x 5	PLAIN.
SSL 6.	9	4900	150 x 150 x 10	350 4/18 x 60 SLATS @ 300 350
SSL 7.	28	1650	100 x 100 x 5	PLAIN.
G.S.L. 1.	50	3400	150 x 150 x 5	350 4/18 x 60 SLATS @ 300 350



KIRBY, ADAIR, NEWSON PARTNERSHIP
23 BULL PLAIN.
HERTFORD, HERTS.

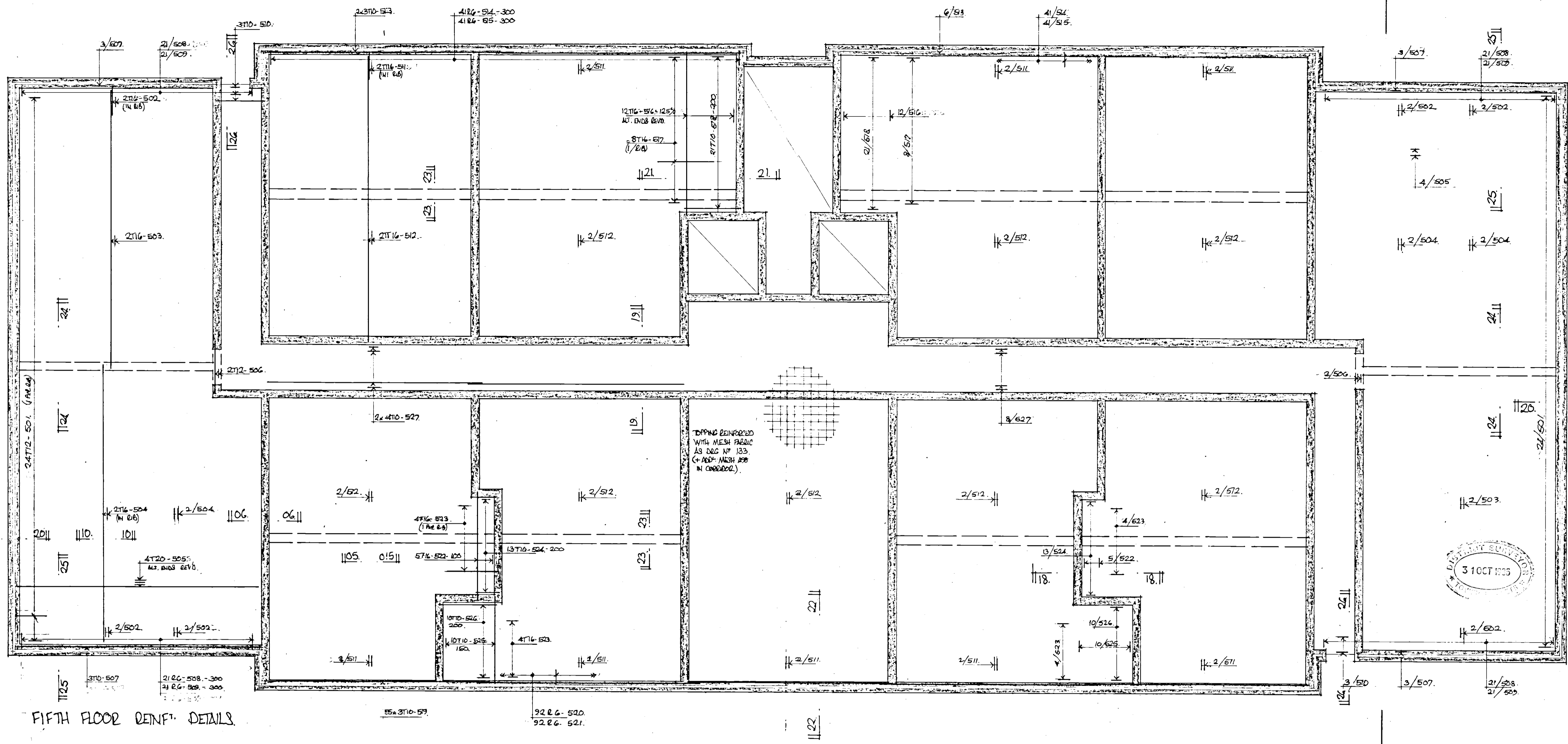
10-16 WELLCLOSE SQ. E1.

DETAILS OF STEEL ANGLES
SUPPORTING OUTER LEAF
OVER OPENINGS.

LESLIE WILKS CEng MStruct E
Chartered Structural Engineer
90 High Street Penge S.E.20 7HB

scale 1:100 @ R.S. date December 1985
job no 8570 drg no 136

notes
 "OMNIA" DETAILS ON DRG N° 114.
 SECTIONS ON DRG N° 131.
 REINFT. ON SCHEDULE N°S 135/01 & 02.



FIFTH FLOOR REINFT. DETAILS

LIZBY, ADAM, NEWSON PARTNERSHIP
 CHARTERED ARCHITECTS
 23 BOLL PLAIN, HERFORD, HERTS

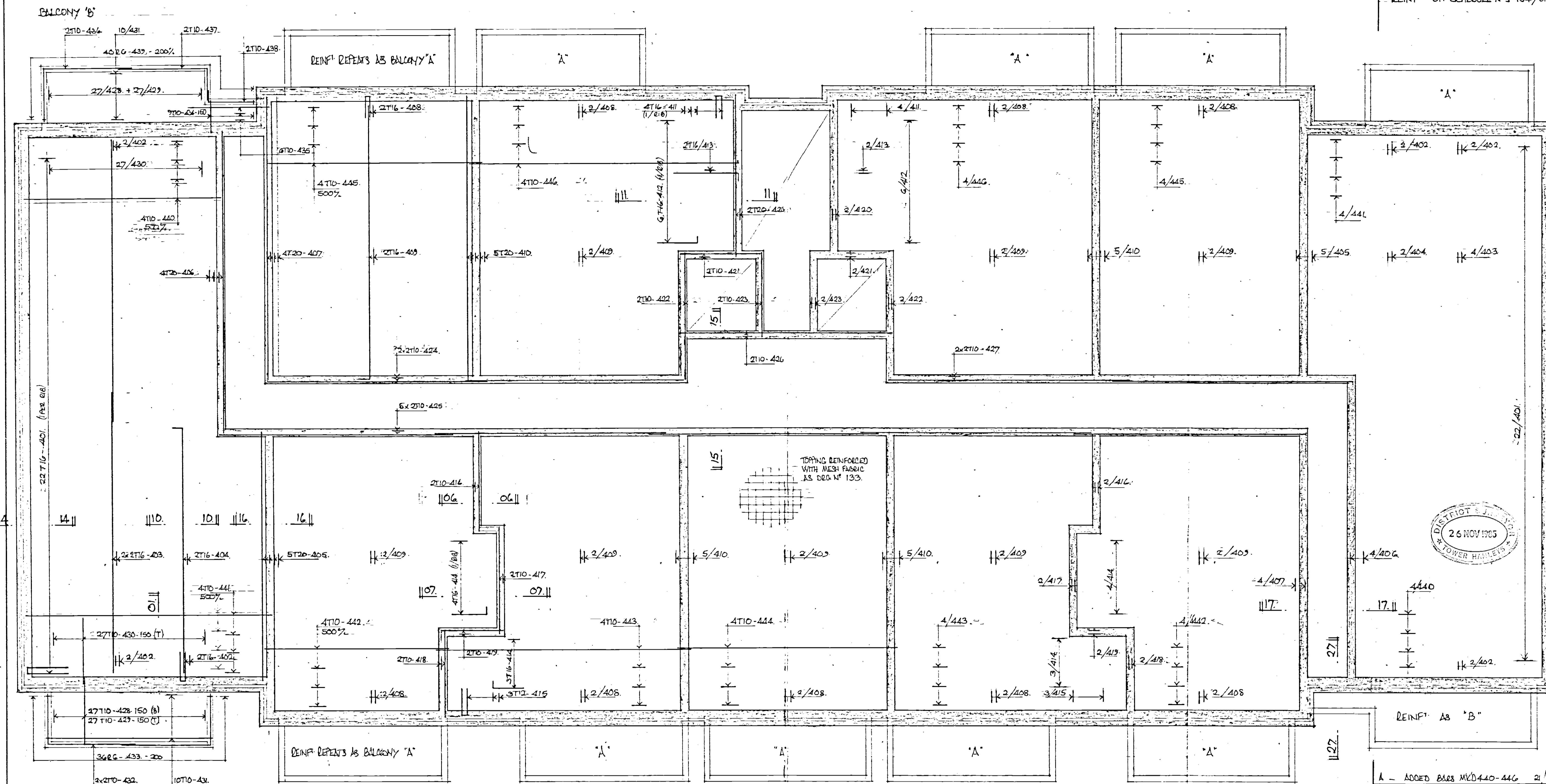
10-16 WELLCLOSE SQUARE
 LONDON E1

FIFTH FLOOR
 REINFT. DETAILS

LESLIE R WILKS CEng MStruct E
 Chartered Structural Engineer
 90 High Street Penge S.E.20 7HB

scale	1:50	date	October 1985
job no	8570	drg no	135

notes
 *OMNIA DETAILS ON D28 N° 113.
 SECTIONS ON D28 N° 131.
 REINF. ON SCHEDULE N°S 134/01 & 02
 103



BALCONY 'B'

BALCONY 'A'

FOURTH FLOOR REINF. DETAIL.

A - ADDED BARS MID 440-446 2/1/85
 KIRBY, ADAM, NEWSON PARTNERSHIP
 CHARTERED ARCHITECTS
 23 BULL PLAIN, HERTFORD, HERTS

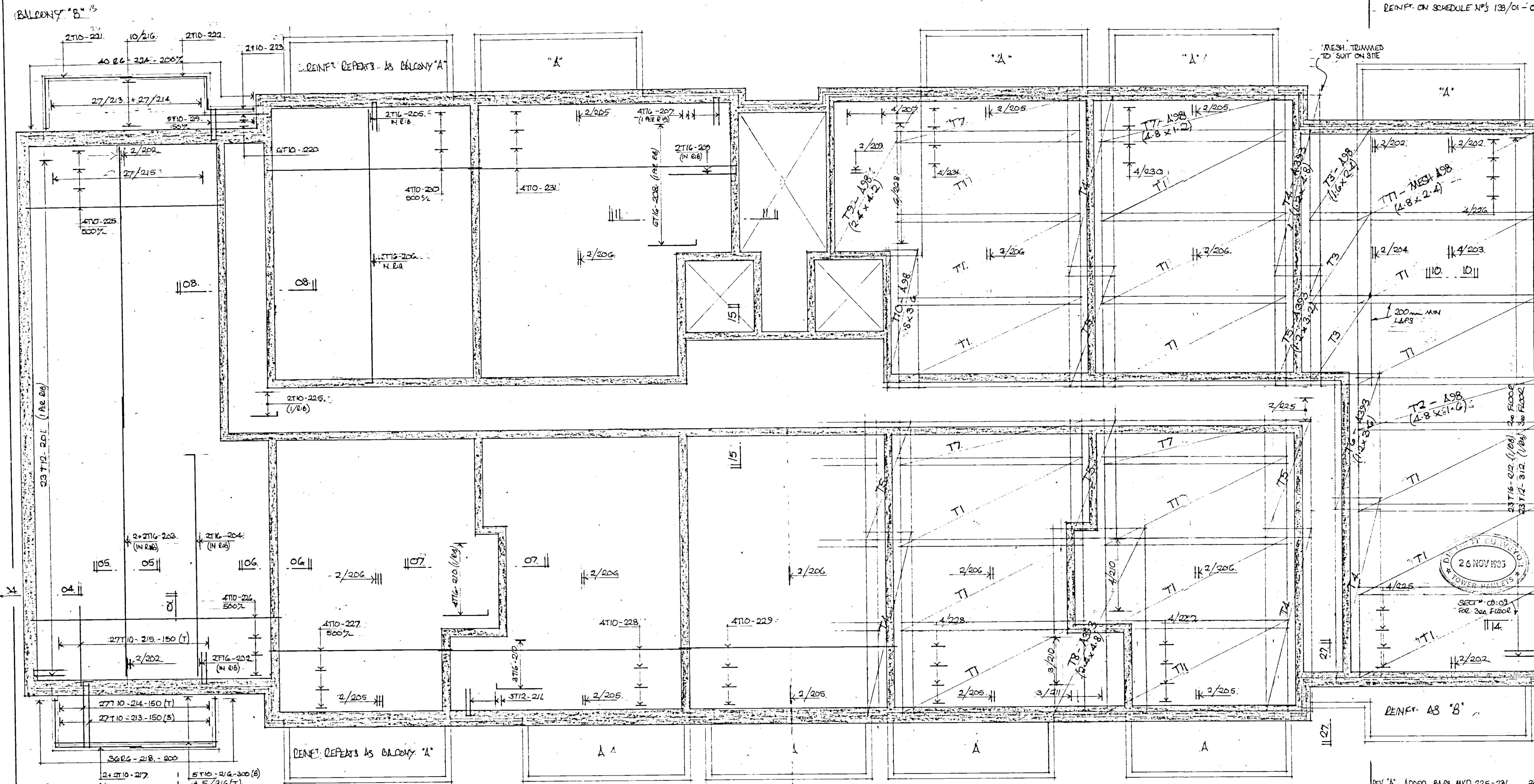
10-16 WELLCLOSE SQ.
 LONDON E1.

FOURTH FLOOR
 REINF. DETAILS

LESLIE WILKS CEng MStruct E
 Chartered Structural Engineer
 90 High Street Penge S.E.20 7HB

scale	1:50	date	Oct 1985
job no	8570	drg no	134.A.

notes
 OMNIA DETAILS ON DED N° 112.
 SECTIONS ON DED N° 131.
 REINFT. ON SCHEDULE N°S 133/01-05.



SECOND FLOOR REINFT. DETAILS
 (THIRD FL. SIMILAR BUT REINFT. N°S 301-325)

MESH SCHEDULE:

MARK.	REF. N°	N° OFF PER FLOOR	TOTAL N° (5/F FLOOR)	SHEET SIZE.
T1	A98	39	200	4800 x 2400
T2	A98	2	10	4800 x 1600
T3	A98	6	30	2400 x 1600
T4	A93	10	50	4800 x 1200
T5	A93	10	50	3200 x 1200
T6	A93	2	10	3600 x 1200
T7	A98	9	45	4800 x 1200
T8	A93	2	10	4800 x 2400
T9	A98	2	10	4200 x 2400
T10	A98	2	10	3600 x 800

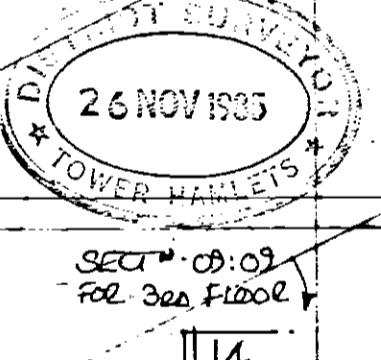
REV. 'A' ADDED BARS N°S 225-231. 21/11/85
 KIRBY, ADAM, NEWSON PARTNERS
 CHARTERED ARCHTS.
 23 BULL PLAIN, HERTFORD, HERTS.

10-16 WELLCLOSE SO.
 LONDON ET.

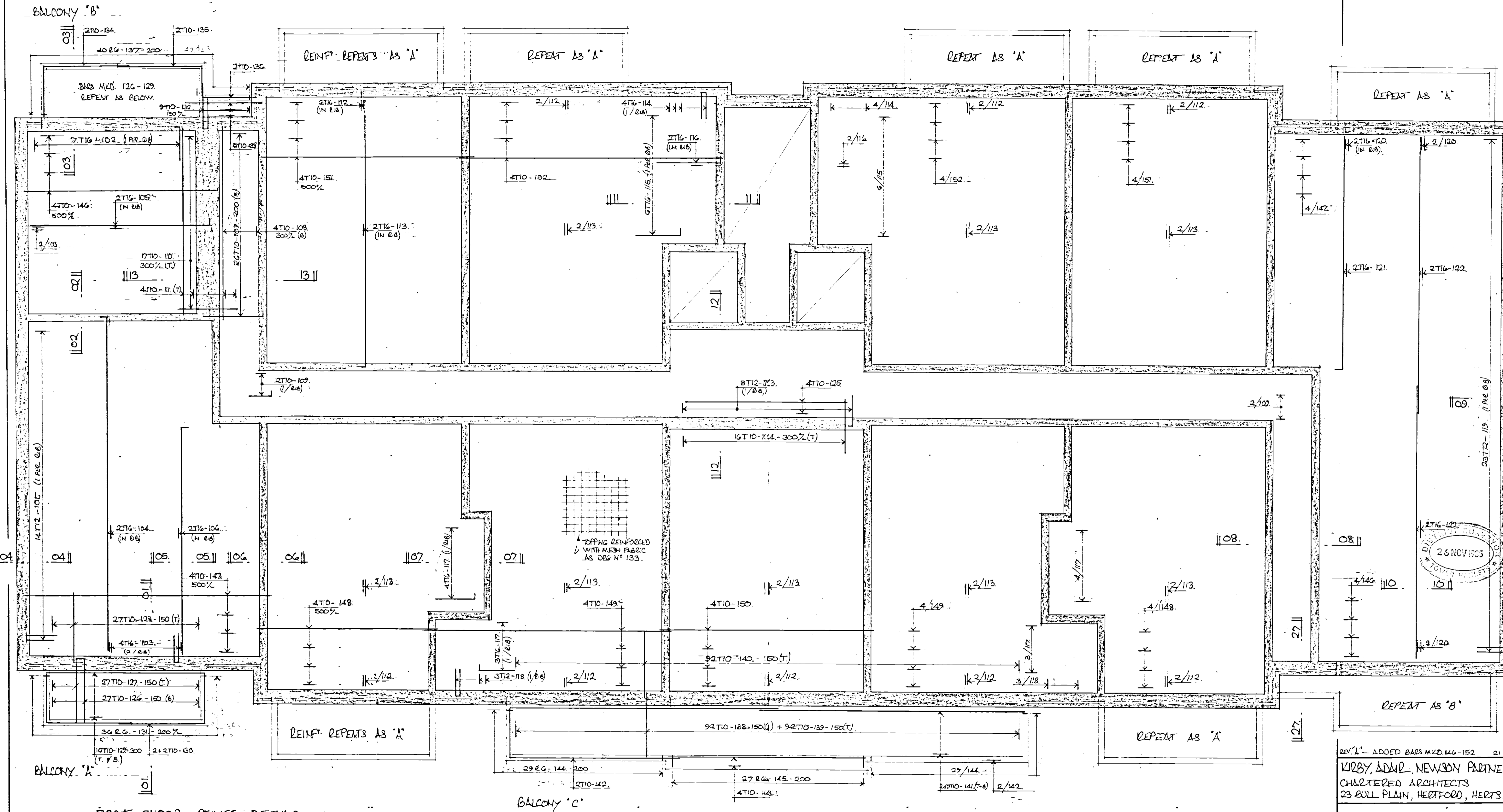
SECOND & THIRD FLOOR
 REINFT. DETAILS.

LESLIE WILKS CEng MStruct E
 Chartered Structural Engineer
 90 High Street Penge S.E.20 7HB

scale 1:50 date October '85
 job no 8570 drg no 133A



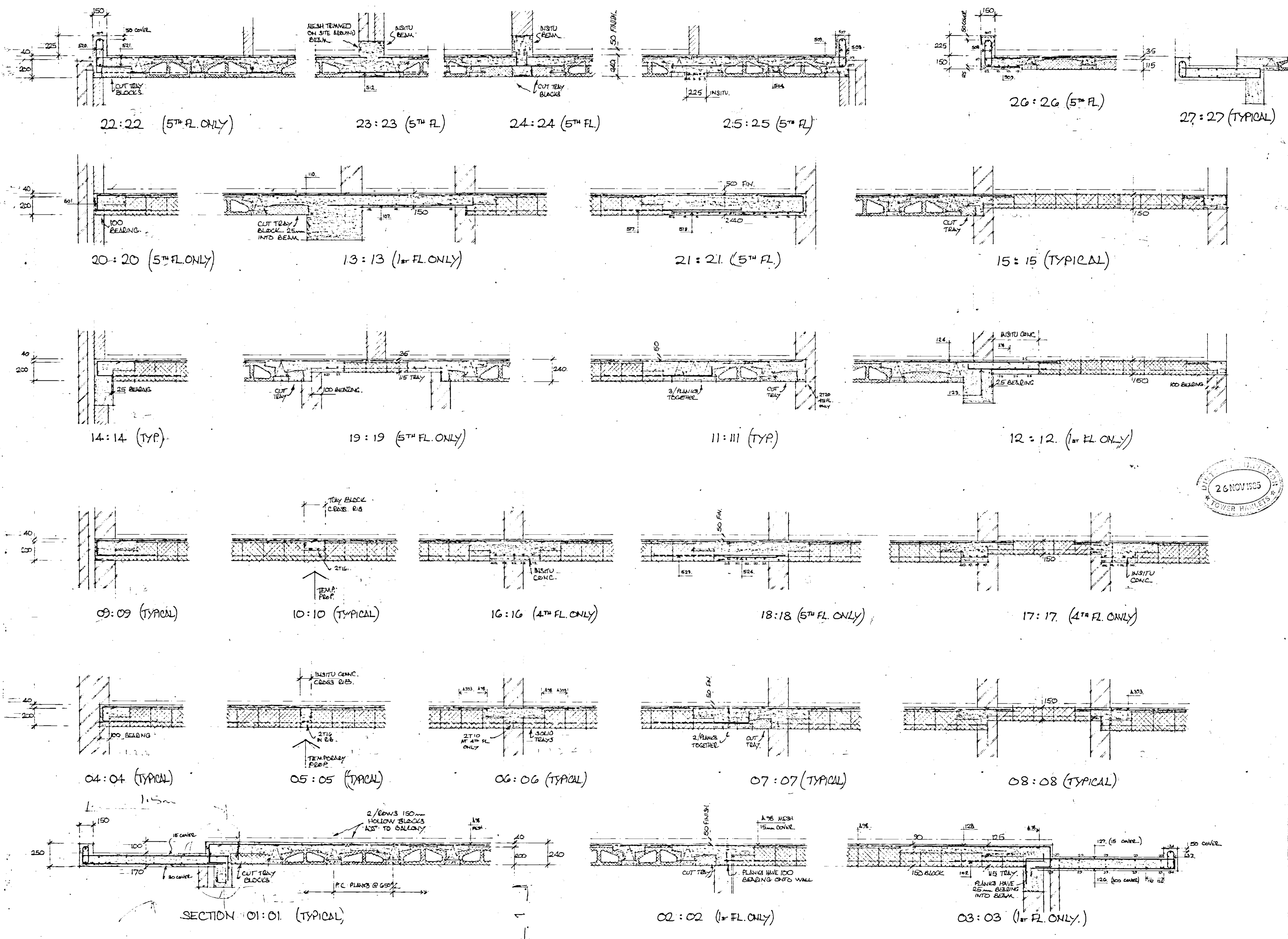
notes
 "OMNIA" DETAILS ON DEG N° III.
 SECTIONS ON DEG N° 131.
 REINFT. SCHEDULE N°S 132/01 & 02, & 03.




FIRST FLOOR REINFT. DETAILS.

REV. 'A' - ADDED BARS MCD 146-152 21/11/85
 WILBY, ADAM, NEWSON PARTNERS
 CHARTERED ARCHITECTS
 23 BULL PLAN, HERTFORD, HERTS.
 10-16 WELLCLOSE SQ.
 LONDON E1.

FIRST FLOOR
 REINFORCEMENT DETAILS.
LESLIE WILKS CEng MStruct E
 Chartered Structural Engineer
 90 High Street Penge S.E.20 7HB
 scale 1:50 date October 1985
 job no 8570 drg no 132A



- notes**
- THIS DRAWING IS TO BE READ IN CONJUNCTION WITH ALL RELEVANT ARCHT'S DRS. & ENG'S DRS. N'S. 11-14.
 - THE CONTRACTOR SHALL OBTAIN & KEEP ON SITE A COPY OF THE ELECTION RECOMMENDATIONS ISSUED BY THE 'OMNIA' FLOOR MANUFACTURER.
 - THE P.C. PLANKS SHALL BE LIFTED, STACKED & ERECTED IN ACCORDANCE WITH THE MANUFACTURER'S INSTRUCTIONS.
 - END BEADING OF P.C. PLANKS:
 - ON MASONRY WALLS PLANKS HAVE 100mm MIN. BEADING.
 - IN CONJUNCTION WITH INSITU CONC. THE PLANKS ARE TEMPORARILY SUPPORTED AT ENDS & PROTECT 25mm INTO INSITU BEAMS WITH ADD' LOOSE REINFT.
 - TEMPORARY SUPPORTS.
 - PLANKS ARE PROPPED ON LINE OF CROSS-DIBS & AT APPROX. 2-0m SP. ACCORDING TO MANUFACTURER'S INSTRUCTIONS.
 - THESE PROPS SHALL BE SO ADJUSTED TO PROVIDE DIBS WITH AN UPWARD CAMBER OF BETWEEN 5mm FOR 5-0m SPANS & 12mm FOR 6-5m SPANS.
 - INTERMEDIATE PROPS CAN BE REMOVED AFTER 10 DAYS, THE REMAINDER SHALL STAY IN PLACE AT LEAST 10 DAYS AFTER POURING THE NEXT FLOOR.
 - THESE STRIKING TIMES WILL NEED TO BE REVISED IF CONCRETING TAKES PLACE IN COLD WEATHER (I.E. BT. 2°-5°C).
 - CONCRETE MIX - GRADE 30 TO CP110 (I.E. TO ACHIEVE A STRENGTH OF 30N/mm² AT 28 DAYS) USING 10mm MAX AGG. & O.P.C.
 - REINFORCEMENT:
 - T - HIGH TENSILE TO BS 4449 OR BS 4461.
 - R - MILD STEEL TO BS 4449.
 - MESH REINFT. TO BS 4483.
 - REINFORCEMENT SHALL HAVE 15mm CONC. COVER TO TOP & BOTTOM SURFACE.
 - WORKMANSHIP.
 - WHEELBARROWS SHALL ONLY RUN OVER THE SLAB UNDER CONSTY. ON PROPERLY POSITIONED BOARDING TO AVOID DAMAGING THE PLANKS.
 - CARE IS TO BE TAKEN WHEN PLACING CONCRETE TO AVOID CONCENTRATED LOADS PARTICULARLY BETWEEN PROPS.
 - THE CONCRETE SHALL BE THOROUGHLY CONSOLIDATED AROUND LATTICE BY VIBRATION.
 - THE TOPPING IS TO BE CAST SIMULTANEOUSLY WITH RIBS & SHALL BE CONSOLIDATED BY TAMPING.
 - GREAT CARE SHALL BE TAKEN TO MAINTAIN THE SPECIFIED TOPPING THICKNESS PARTICULARLY WHERE A CAMBER HAS BEEN PRE-SET.
 - CONSTRUCTION JOINTS.
 - JOINTS SHALL BE MADE GENERALLY PARALLEL TO & MIDWAY BETWEEN RIBS.
 - THE CONC. FACE SHALL BE CLEANED & LATTICE REMOVED THEN ROUGHENED & ANY LOOSE AGGREGATE REMOVED, FINALLY IT WILL BE WETTED & THEN NEW CONC. CAST AGAINST IT.
 - FINISH. TOP FACE OF SLAB FINISHED BY TAMPING READY TO RECEIVE SCREED.



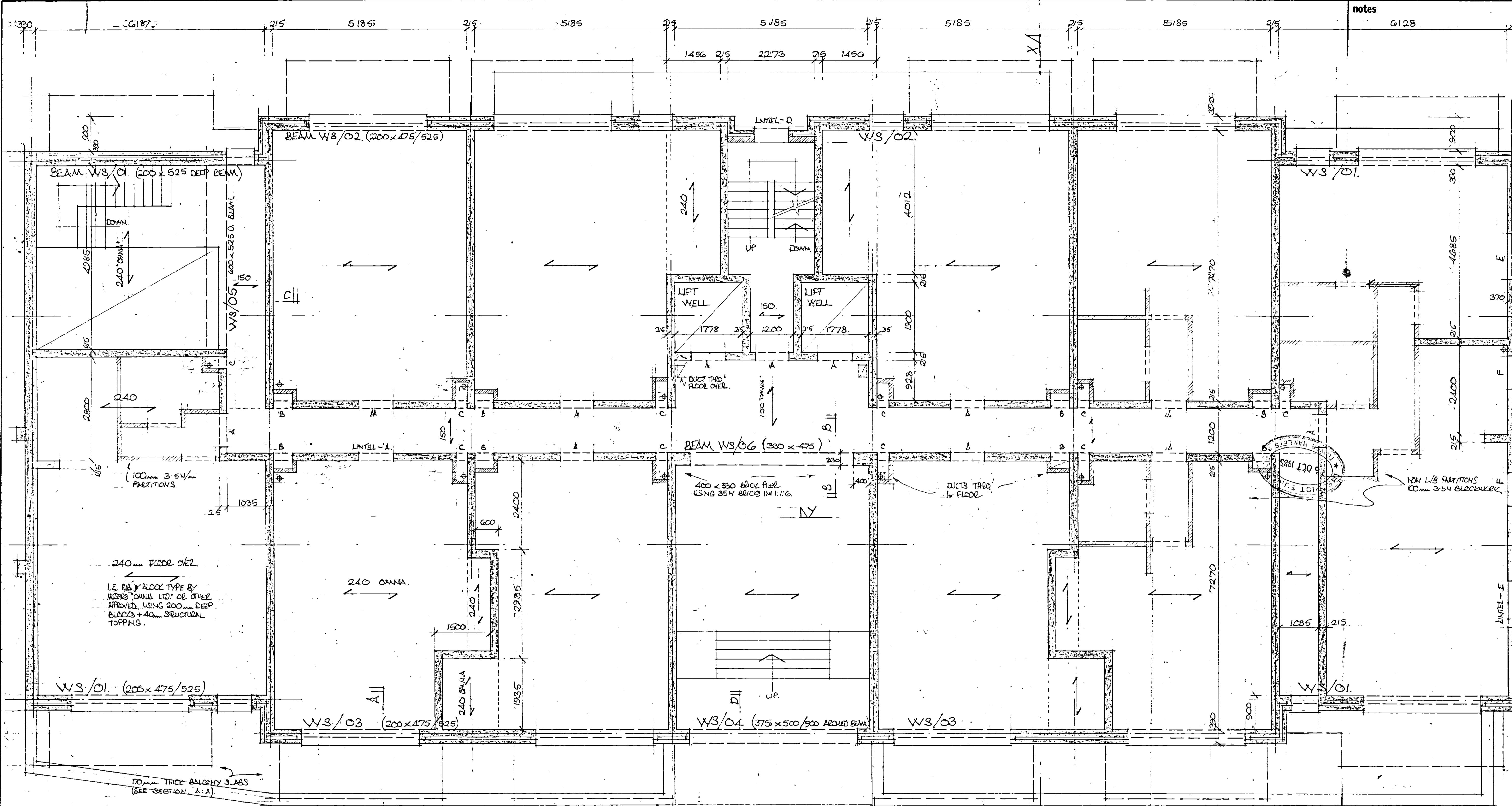
A - ADDED TRANSVERSE TOP STEEL TO SLAB AUST. BECOMES 21/1/85
 KIRBY, ADAM, NEWSON PARTNERSHIP
 CHARTERED ARCHITECTS
 23 BULL PLAIN, HERTFORD, HERTS.

10-16 WELLCLOSE SQ.
 LONDON E1

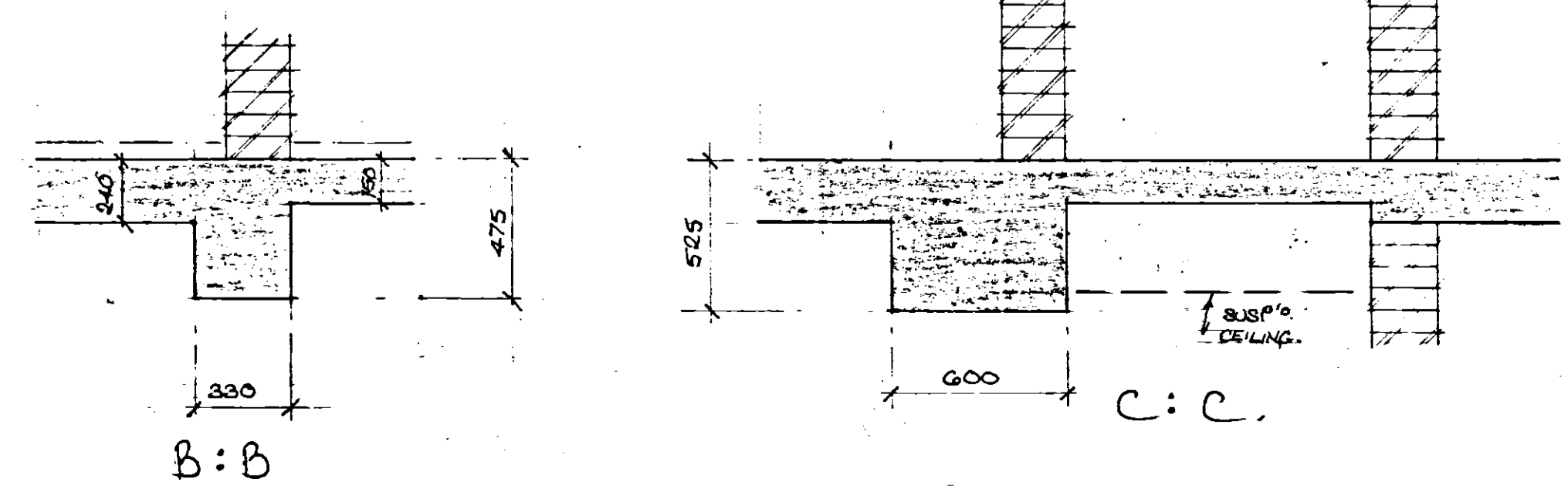
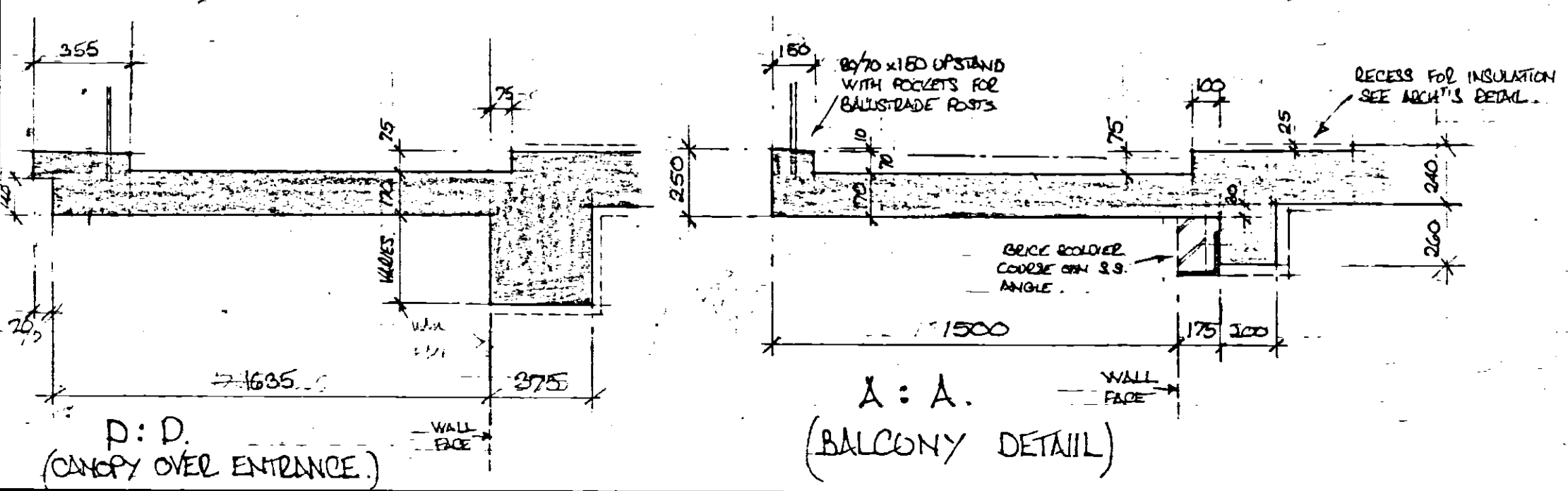
SECTIONS THRO' 1st - 5th FLOORS
 SHOWING 'OMNIA' & REINFT.

LESLIE WILKS CEng MStruct E
 Chartered Structural Engineer
 90 High Street Penge S.E.20 7HB

scale	1:20	date	October 1985
job no	8570	drg no	131A



PLAN ON GROUND FLOOR SHOWING FLOOR OVER.



ARCHT.
KIRBY ADAM NEWSON PARTNERSHIP
23 BULL PLAN,
HERTFORD, HERTS.
SITE
10-16 WELLCLOSE SQ., E1.

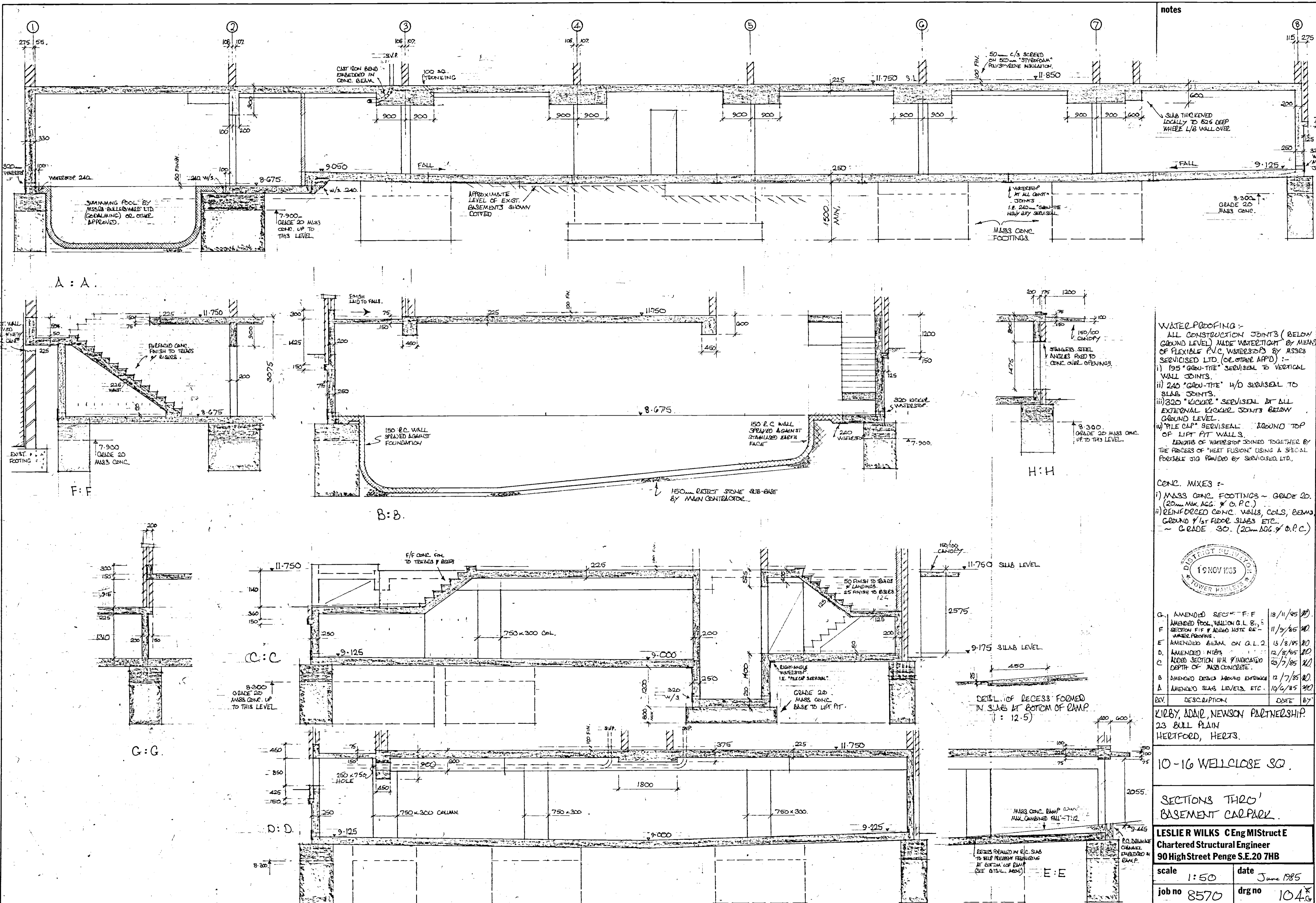
PLAN ON GROUND FLOOR
SHOWING CONSTⁿ OVER.

LESLIE R WILKS C Eng MStruct E
Chartered Structural Engineer
90 High Street Penge S.E.20 7HB

REV.	DESCRIPTION	DATE	BY
F	AMENDED END WALL (600 Ø) QUITS FLOOR THICKNESS OF GALVANIZED. & ADDED SECTION O:D.	26/9/85	70
E	AMENDED DIMS TO END BAYS.	23/7/85	70
D	AMENDED BEAMS WS/O5, O6, QUITS & ADDED LINTEL ANKLES.	12/7/85	70
C	ADD' OPENING OVER POOL AREA.	26/6/85	70
B	ADDED DIMS & BEAM NO'S.	18/6/85	70
A	ADDED SERVICE QUITS. & AMENDED SECTION A:A.	11/6/85	70

scale 1:50 & 20
date May 1985
job no 8570
drg no 103F

notes



WATER PROOFING :-
 ALL CONSTRUCTION JOINTS (BELOW GROUND LEVEL) MADE WATER TIGHT BY MEANS OF FLEXIBLE P.V.C. WATERSTOPS BY ASSOS. SERVICISED LTD. (OR OTHER APP'D) :-
 i) 195 "GRAB-TITE" SERVICISED TO VERTICAL WALL JOINTS.
 ii) 240 "GRAB-TITE" 1/2 SERVICISED TO SLAB JOINTS.
 iii) 320 "KICKER" SERVICISED AT ALL EXTERNAL KICKER JOINTS BELOW GROUND LEVEL.
 iv) "PILE CAP" SERVICISED ABOVE TOP OF LIFT PIT WALLS.
 LENGTHS OF WATERSTOP JOINED TOGETHER BY THE PROCESS OF "HEAT FUSION" USING A SPECIAL PORTABLE SIG PROVIDED BY SERVICISED LTD.

CONC. MIXES :-
 i) MASS CONC. FOOTINGS ~ GRADE 20. (20mm MAX. AGG. & C.P.C.)
 ii) REINFORCED CONC. WALLS, COLS, BEAMS, GROUND & 1st FLOOR SLABS ETC. ~ GRADE 30. (20mm AGG. & C.P.C.)



REV.	DESCRIPTION	DATE	BY
G.	AMENDED SECTION F:F	18/11/85	MD
F.	AMENDED POOL WALL ON G.L. 8.1.5 SECTION F:F & ADDED NOTE RE WATER PROOFING	11/9/85	MD
E.	AMENDED BEAM ON G.L. 2	13/8/85	MD
D.	AMENDED NIBS	12/8/85	MD
C.	ADDED SECTION H:H & INDICATED DEPTH OF MASS CONCRETE	23/7/85	MD
B.	AMENDED DETAILS AROUND ENTRANCE	12/7/85	MD
A.	AMENDED SLAB LEVELS ETC.	10/6/85	MD

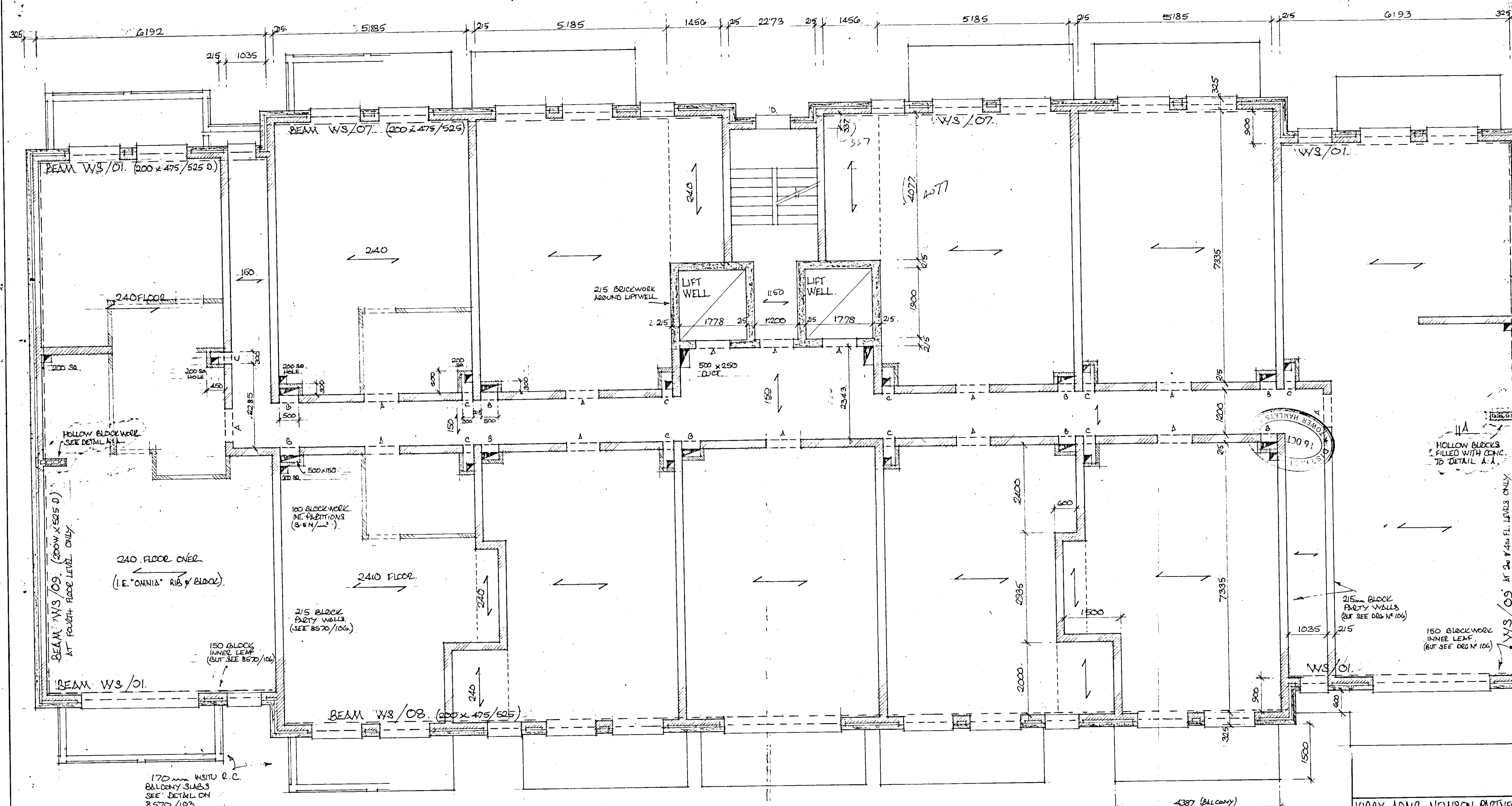
KIRBY, ADRIE, NEWSON PARTNERSHIP.
 23 BULL PLAIN
 HERTFORD, HERTS.

10-16 WELLCLOSE SQ.

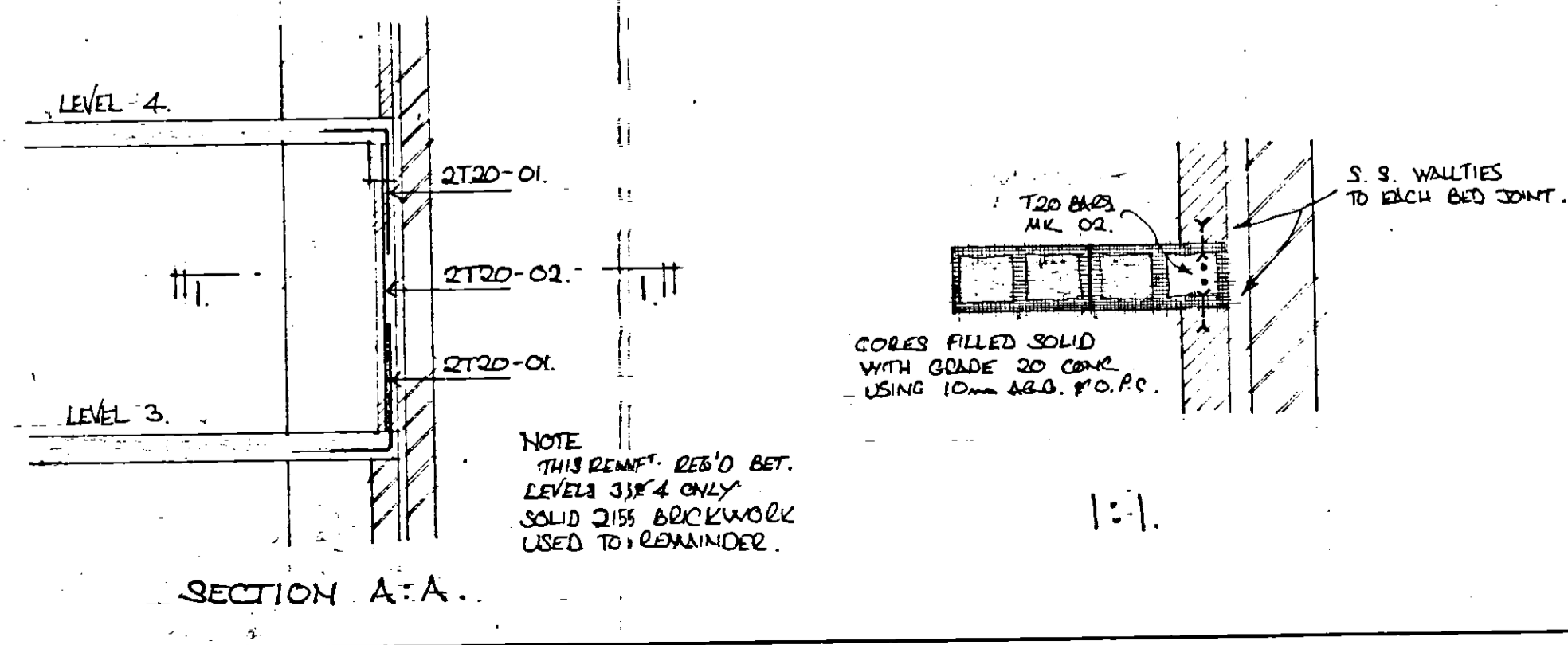
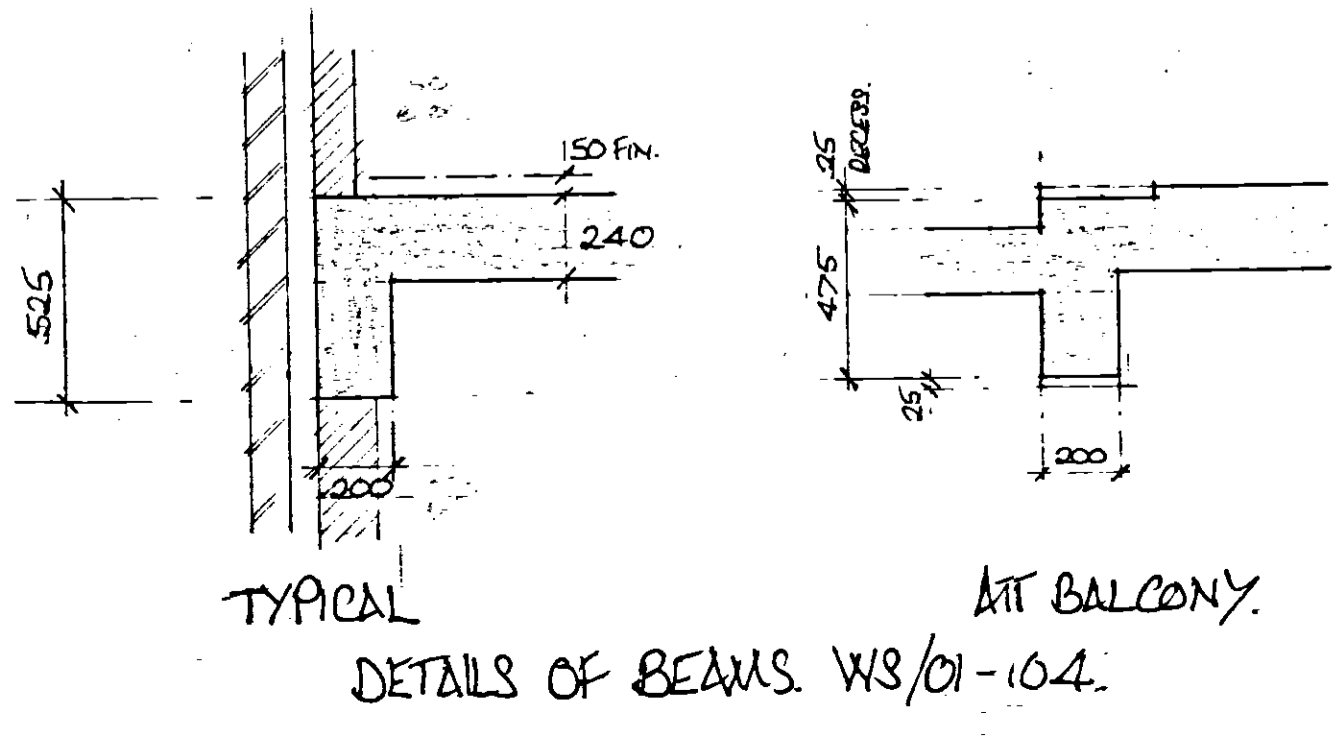
SECTIONS THRU' BASEMENT CARPARK.

LESLIE WILKS CEng MStruct E
 Chartered Structural Engineer
 90 High Street Penge S.E.20 7HB

scale	1:50	date	June 1985
job no	8570	drg no	104G



PLAN ON LEVEL 3. SHOWING DETAIL OVER:
(LEVELS 1 & 2 SIMILAR)



KIRBY ADRIE NEWSON PARTNERSHIP
CHARTERED ARCHITECTS
23 BULL PLAIN, HERTFORD.

10-16 WELLCLOSE SQ.
LONDON E1.

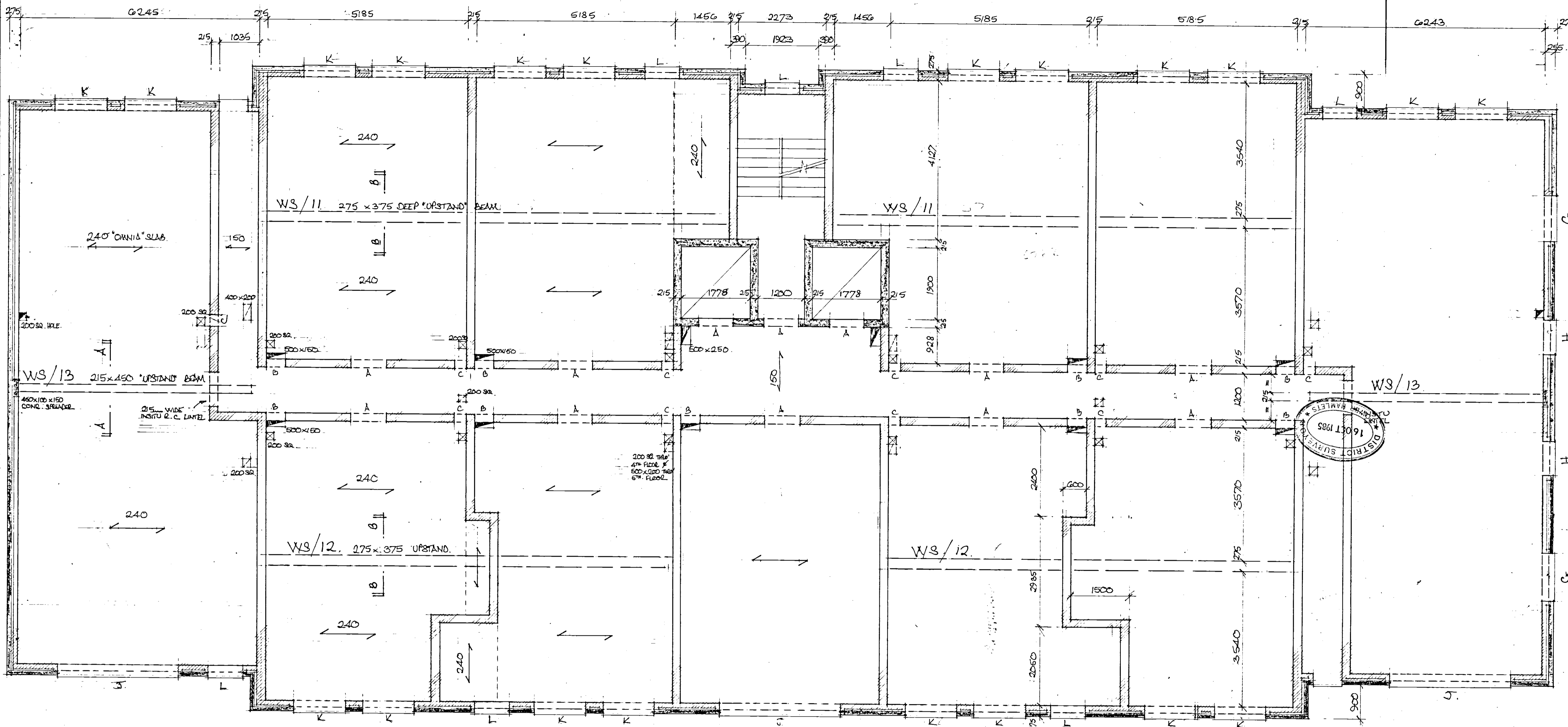
PLAN ON LEVEL 3 SHOWING
STRUCTURAL DETAILS OVER
(LEVELS 1 & 2 SIMILAR)

LESLIER WILKS CEng MStruct E
Chartered Structural Engineer
90 High Street Penge S.E.20 7HB

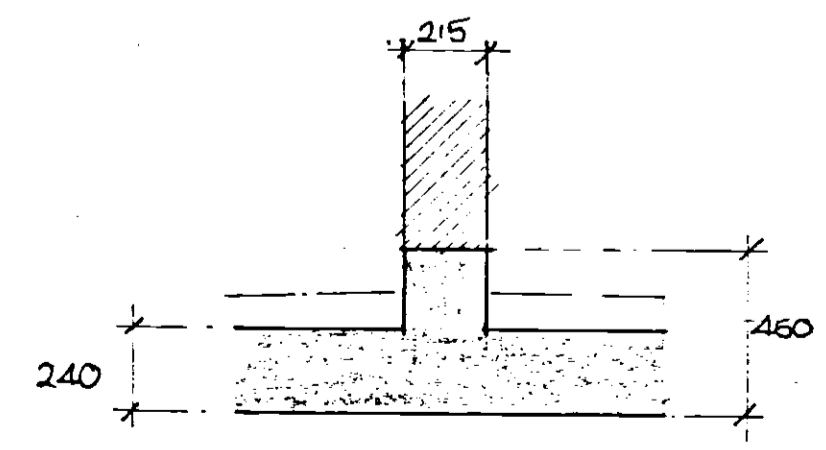
REV.	DESCRIPTION	DATE	BY
C	AMENDED FLOOR THICKNESS, END WALL & DUCTS.	27/3/85	NO
B	AMENDED DIMS TO END BAYS	23/7/85	NO
A	AMENDED BEAM N°S ADDED (INTEL WALLS & COLLEGE SLAB 150)	12/7/85	NO

scale	1:50 & 20	date	June 1985
job no	8570	drg no	107.C

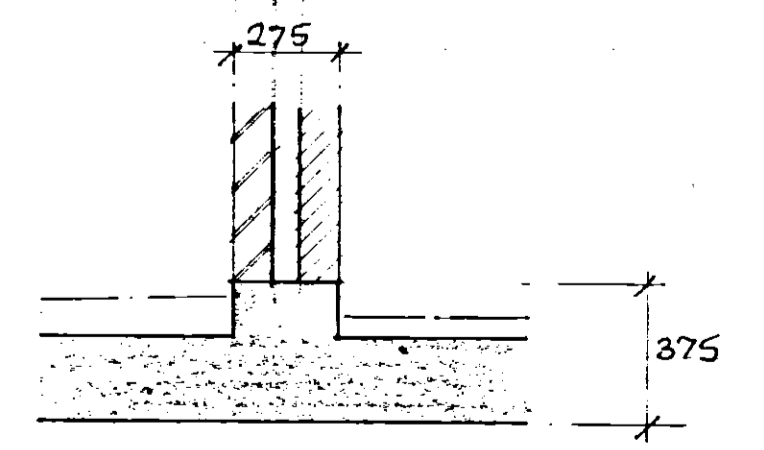
notes



PLAN ON LEVEL 4. SHOWING DETAIL OVER.



A:A.



B:B.

- ☒ HOLE THRO' SLAB BELOW & OVER.
- ☒ HOLE THRO' SLAB BELOW.
- ☒ HOLE THRO' SLAB OVER.

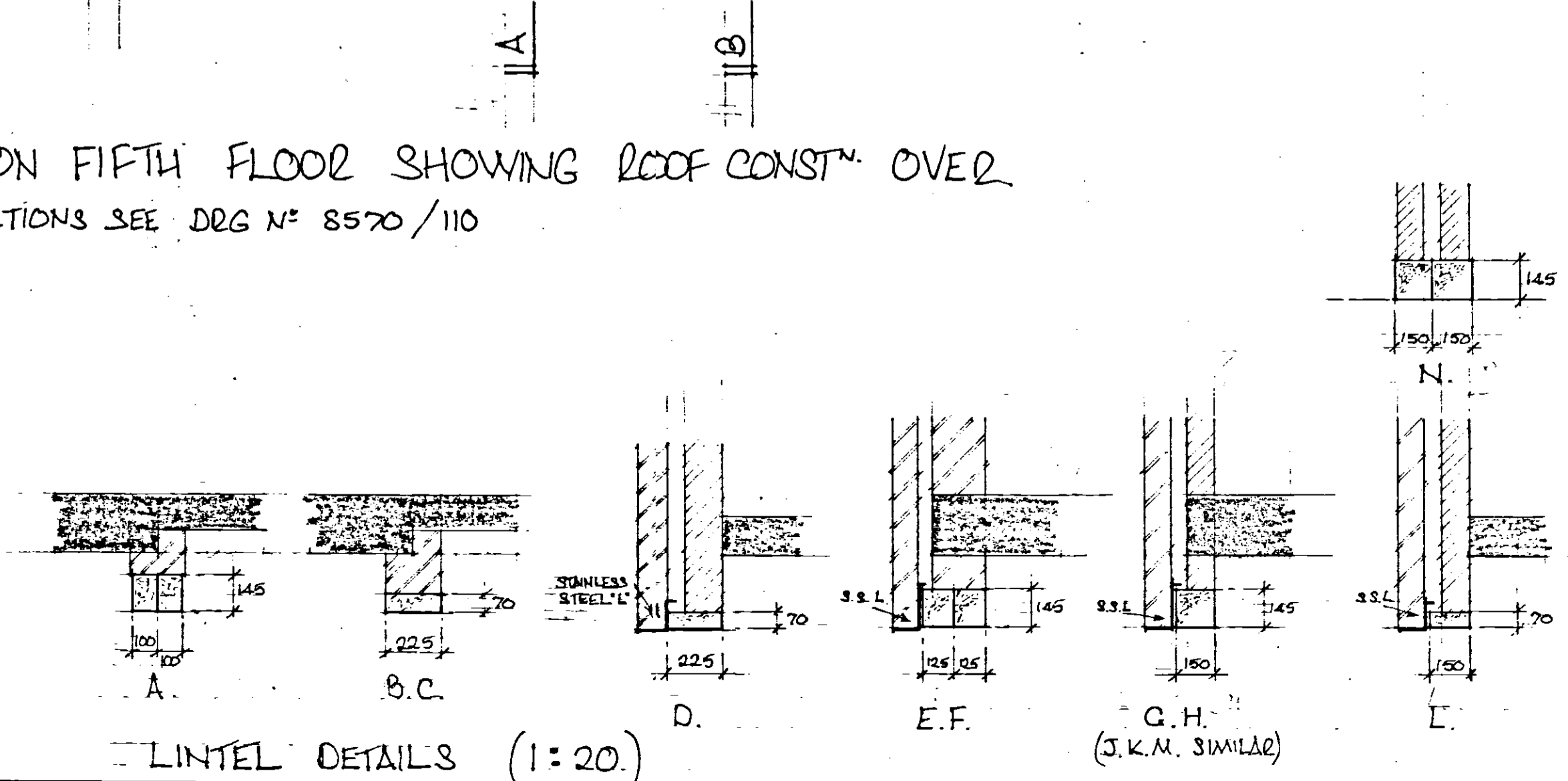
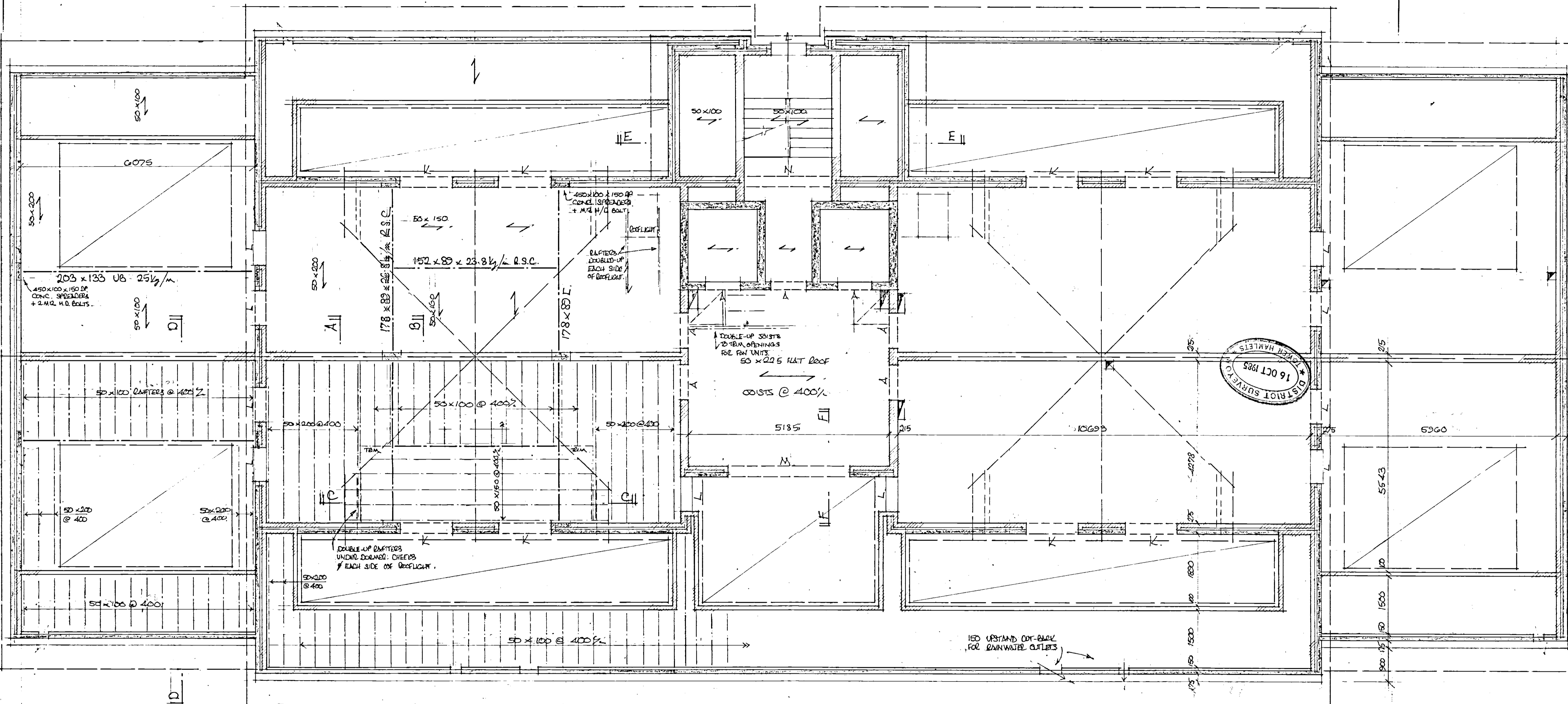
KIRBY, ADAM, NEWSON PARTNERSHIP
 CHARTERED ARCHITECTS.
 23 BULL PLAN, HERTFORD, HERTS

10-16 WELL CLOSE SQ.
 LONDON E1.

PLAN ON LEVEL 4
 SHOWING DETAIL OVER.

LESLIE WILKS CEng MStructE
 Chartered Structural Engineer
 90 High Street Penge S.E.20 7HB

REV.	DESCRIPTION	DATE	BY
C.	END WALL DOCTS & FLOOR THICKNESS.	29/7/85	ML
B.	AMENDED DIM. TO R.H. END BAY.	22/7/85	ML
A.	ADDED DIMS., SLAB THICKNESSES, & LINTEL INLETS & JUNCTION BEAM HT'S.	15/7/85	ML
scale	1:50 & 20	date	July 1985.
job no	8570	drng no	108



LINTEL DETAILS (1:20)

LINTEL SCHEDULE:- BASED ON TABLES & CALCULATIONS ISSUED BY MASSCO STRESSLINE LTD

NO.	TOTAL N ^o	OPENING	LENGTH	WALL	TYPE	SECTION	LOAD (KG/M)
A.	74 (x2)	910	1200	215	PRECAST CONC.	2/100x145 LINTELS	23.3
B.	44	500	750	215	---	225x70 PLANK	12.7
C.	50	300	600	215	---	225x70 PLANK	12.7
D.	4	910	1200	325	P.C. + STEEL ANGLE	225x70 PLANK + STAINLESS STEEL ANGLE	5.2
E.	4 (x2)	1250	1500	370	---	2/125x145 LINTELS + 3 S. ANGLE	30.9
F.	4 (x2)	910	1200	370	---	2/125x145 + 3 S.L.	30.9
G.	2	1250	1500	275	---	150x145 + 3 S.L.	30.9
H.	2	910	1200	275	---	150x145 + 3 S.L.	30.9
J.	3	3160	3600	275	---	150x145 + 3 S.L.	5.6
K.	28	1360	1660	275	---	150x145 + 3 S.L.	5.6
L.	18	910	1200	275	---	150x70 + 3 S.L.	5.6
M.	1	3160	3600	275	---	150x145 + 3 S.L.	5.3
N.	1 (x2)	2275	2550	275	P.C.	2/160x145	5.3

NOTES:-
LINTELS:

LINTELS SHALL BE PRECAST PRESTRESSED CONCRETE TYPE BY MASSCO STRESSLINE LTD (OR OTHER EQUAL APPROVED)
THE EXTERNAL LEAF OF CAVITY WALL IS SUPPORTED ON STAINLESS STEEL ANGLES WITH A PLATE THICKNESS NOT LESS THAN 3mm
ALL LINTELS STORED, LIFTED & POSITIONED IN ACCORDANCE WITH THE MANUFACTURER'S INSTRUCTIONS

TIMBER:

ALL RAFTERS, JOISTS, BUNDLES & ETC. SHALL BE G3 GRADE SWEDISH RED/WHITEWOOD (OR OTHER APPROVED) TO C.P. 112

STEEL BEAMS:

STEEL BEAMS TO BE GRADE 43A TO BS 443.
ALL STEELWORK PAINTED TWO COATS RED OXIDE PRIMER AFTER FABRICATION & BEFORE DELIVERY TO SITE.

C. LODGED Lintel DETAILS & NOTES 3/10/85
D. AMENDED DING TO P.H. ENO B.V. 20/1/85
REV. A - LODGED Lintel NOTES - 15/7/85 - 12

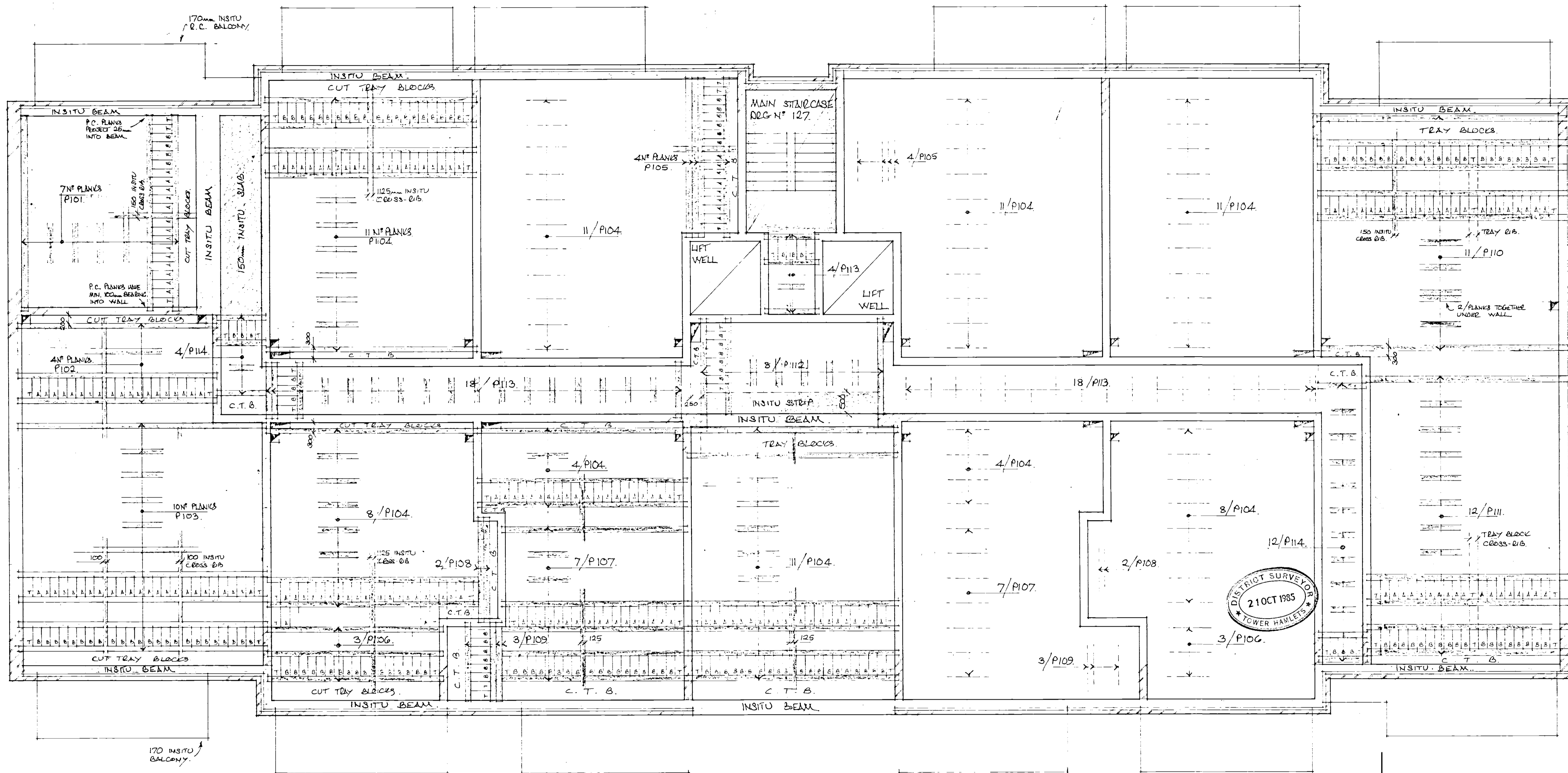
KIRBY, ADAIR, NEWSON PARTNERSHIP
CHARTERED ARCHITECTS
23 BULL PLAN, HERTFORD, HERTS.

10-16 WELLCLOSE SQUARE -
LONDON E1.

PLAN ON FLOOR LEVEL 5
SHOWING ROOF OVER

LESLIE WILKS CEng MStruct E
Chartered Structural Engineer
90 High Street Penge S.E.20 7HB

scale 1:50 date June 1985.
job no 8570 drg no 109C



FIRST FLOOR 'OMNIA' DETAILS.

P. C. PLANK SCHEDULE.

MARK	N° OFF.	% LENGTH	REINFT.	LAYTIME
P101.	7	5110	2R20	165/10
P102.	4	5140	2R20	165/10
P103.	10	6390	3R20	165/8
P104.	79	5385	2R20	165/10
P105.	8	4150	2R20+R12	165/8
P106.	6	4485	2R16	165/10
P107.	14	4785	1R20+R16	165/10
P108.	4	2705	2R16	165/10
P109.	6	2075	2R12	165/8
P110.	11	6440	3R20	165/8
P111.	12	5190	2R20	165/10
P112.	8	2470	3R12	115/10
P113.	40	1400	2R10	70/8
P114.	16	1235	2R10	70/8

BLOCK SCHEDULE

MARK	TYPE	N° OFF *
A	200 HOLLOW	2060
B	150 "	710
T	SOLID TRAY	915

* - NO ALLOWANCE MADE FOR BREAKAGES ETC.

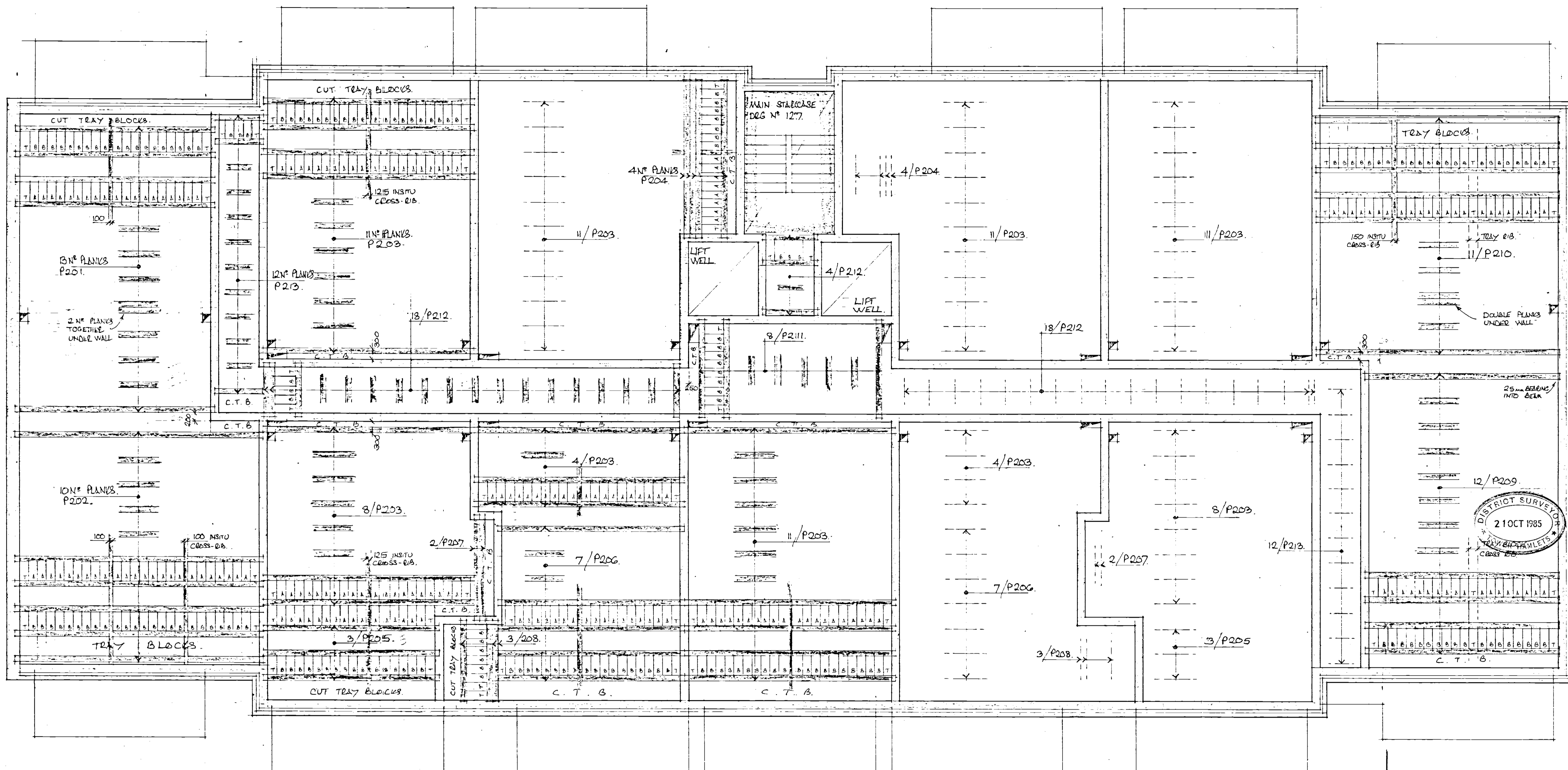
KIRBY, ADRIE, NEWSON PARTNERS
CHARTERED ARCHITECTS
23 BULL PLAN, HERTFORD, HERTS.

10-16 WELLCLOSE SQUARE
LONDON E1.

FIRST FLOOR 'OMNIA' DETAILS.

LESLIE WILKS CEng MStruct E
Chartered Structural Engineer
90 High Street Penze S.E.20 7HB

scale	1:50	date	October 1985
job no	8570	drg no	111



SECOND FLOOR "OMNIA" DETAILS.
(THIRD FLOOR SIMILAR BUT PLANKS MKD. P301-P313)

PLANK SCHEDULE - 2nd FLOOR

MARK.	N° OFF	% LENGTH	REINF.	LATTICE
P201	13	5140	2R20	165/10
P202	10	6390	3R20	165/8
P203	79	5385	2R20	165/10
P204	8	4150	2R20+1R12	165/8
P205	6	4485	2R16	165/10
P206	14	4785	1R20+1R16	165/8
P207	4	2705	2R16	165/10
P208	6	2075	2R12	165/8
P209	12	5020	2R20	165/10
P210	11	6270	3R20	165/8
P211	8	2545	3R12	115/10
P212	40	1400	2R10	70/8
P213	24	1235	2R10	70/8

PLANK SCHEDULE - 3rd FLOOR

MARK.	N° OFF	% LENGTH	REINF.	LATTICE
P301	13	5140	2R20	165/10
P302	10	6390	3R20	165/8
P303	79	5385	2R20	165/10
P304	8	4150	2R20+1R12	165/8
P305	6	4485	2R16	165/10
P306	14	4785	1R20+1R16	165/8
P307	4	2705	2R16	165/10
P308	6	2075	2R12	165/8
P309	12	5020	2R20	165/10
P310	11	6440	3R20	165/8
P311	8	2545	3R12	115/10
P312	40	1400	2R10	70/8
P313	24	1235	2R10	70/8

BLOCK SCHEDULE - 2nd FLOOR (REPEAT FOR 3rd FL.)

MARK.	TYPE	N° OFF *
A	200 HOLLOW	2075
B	150 "	765
T	SOLID TRAY	915

* NO ALLOWANCE MADE FOR BRACKETS ETC.

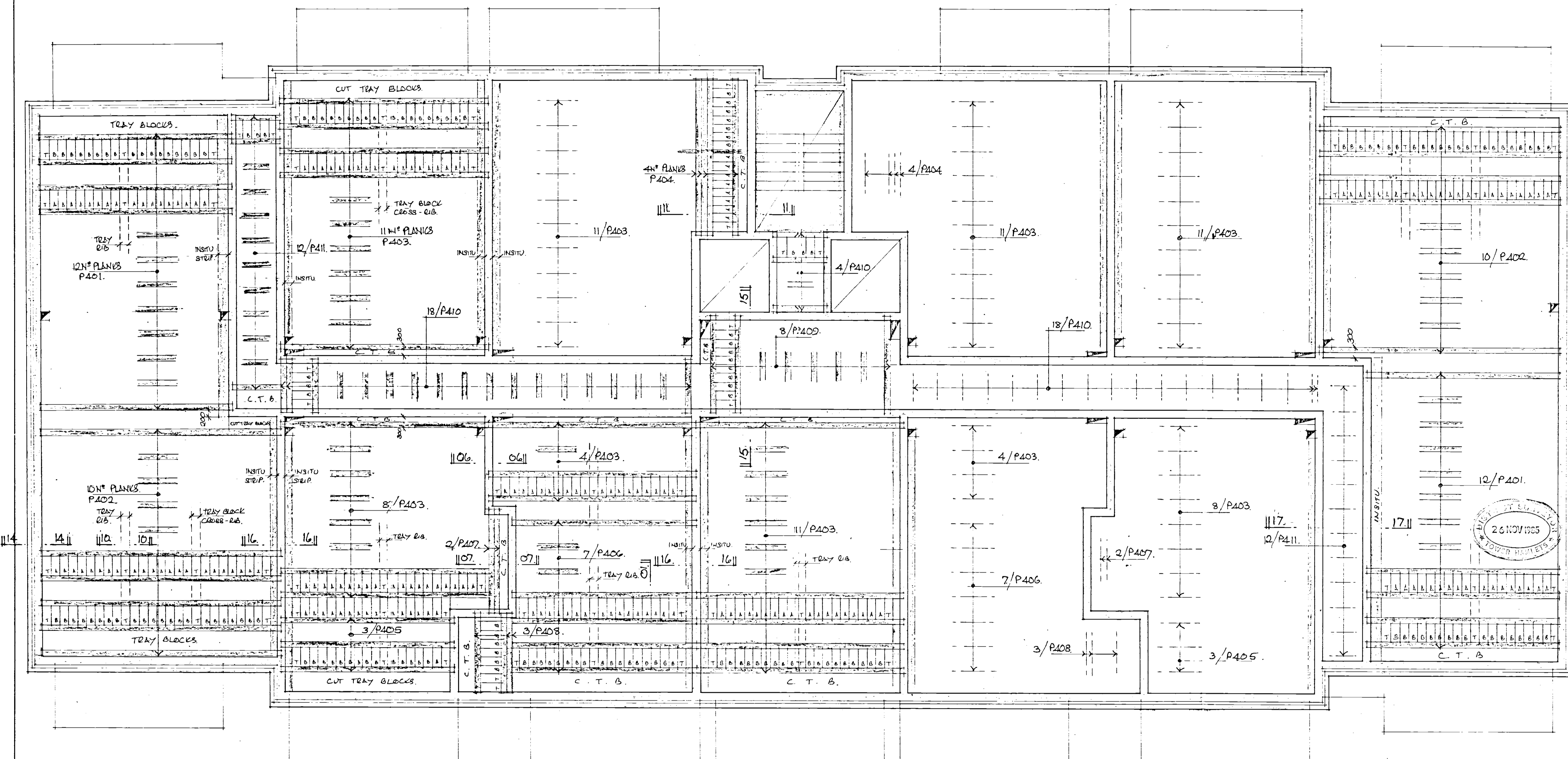
REV. A COMPLETELY REDRAWN 11/10/85
KIDBY, ADRIE, NEWSON PARTNERSHIP
CHARTERED ARCHITECTS.
23 BULL PLAIN, HERTFORD, HERTS.

10-16 WELLCLOSE SQUARE.
LONDON E1.

SECOND & THIRD FLOOR
"OMNIA" DETAILS.

LESLIE WILKS CEng MStructE
Chartered Structural Engineer
90 High Street Penge S.E.20 7HB

scale	1:50	date	October 1985
job no	8570	drg no	112



FOURTH FLOOR "OMNIA" DETAILS.
FOR SECTIONS SEE Dwg N° 131.

PLANK SCHEDULE

MARK.	N° OFF	% LENGTH	REINFT.	LATTICE
P401.	24	5020	2220+1212	165/10
P402.	20	6270	2220+1212	165/8
P403.	79	5385	2220+1216	165/10.
P404.	8	4150	2220+1216	165/8.
P405.	G	4485	2220	165/10
P406.	14	4785	2220	165/10
P407.	4	2705	2220	165/10
P408.	G	2075	2216	165/8.
P409.	8	2545	2216	115/10
P410.	40	1400	2210	70/8.
P411.	24	1235	2210	70/8.

BLOCK SCHEDULE

MARK.	TYPE	N° OFF *
A	200 HOLLOW	1925
B	150 HOLLOW	730
T	SOLID TRAY	1030

* NO ALLOWANCE FOR BREAKAGES ETC.

B AMENDED REINF. 21/11/85
REV. A - ADDED SECTIONS 21/10/85
KIDBY, ADAM, NEWSON PARTNERSHIP,
CHARTERED ARCHITECTS,
23 BULL PLAN, HERFORD, HERTS.


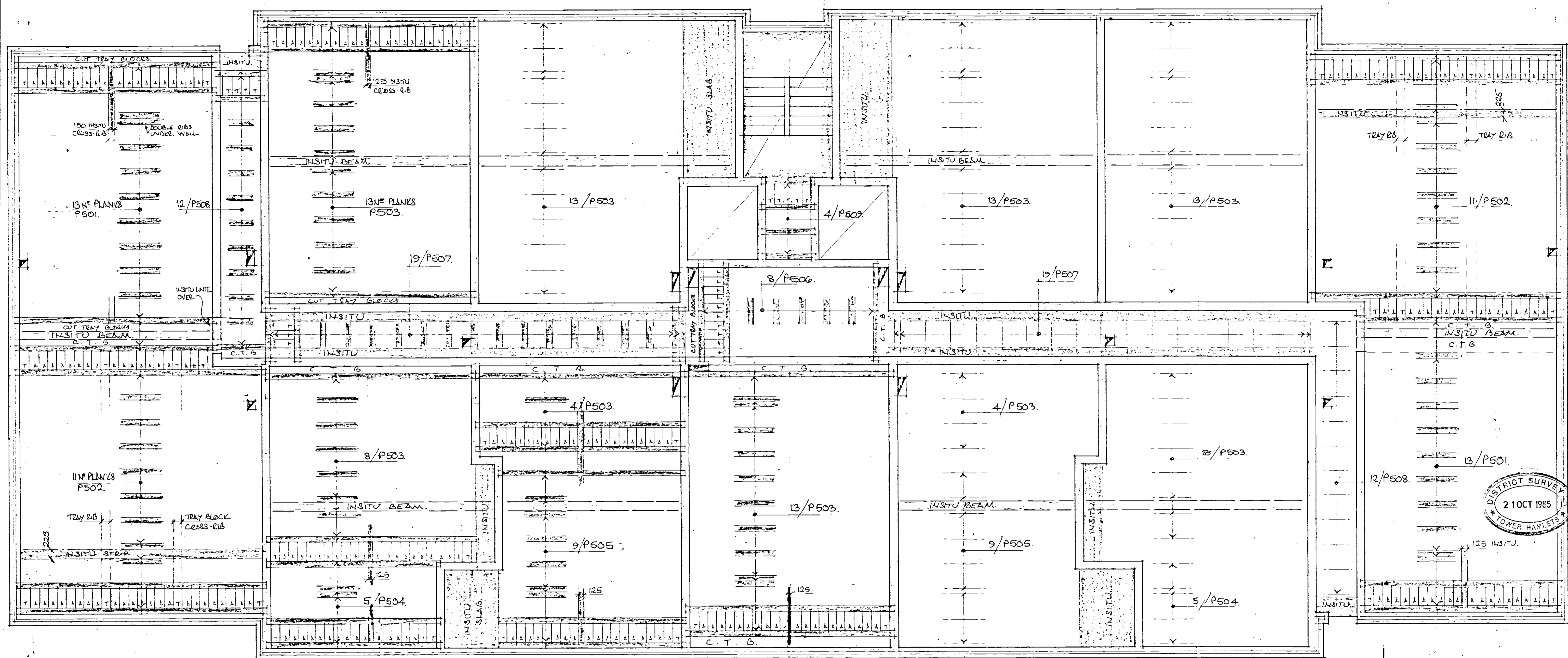
10-16 WELLCLOSE SQUARE
LONDON, E1.

FOURTH FLOOR "OMNIA" DETAILS.

LESLIE R WILKS CEng MStruct E
Chartered Structural Engineer
90 High Street Penge S.E.20 7HB

scale 1:50 date October 1985
job no 8570 drg no 113*

notes



FIFTH FLOOR "OMNIA" DETAILS.

PLANK SCHEDULE.

MARK	Nº OFF	% LENGTH	REINFT.	LATTICE
P501.	26	5200	2R20+1R12	165/10
P502	22	6450	3R20+1R16	165/8.
P503.	89	5385	2R20+1R16	165/10
P504.	10	4485	2R20	165/10
P505.	18	4785	2R20	165/10
P506.	8.	2545	3R12	115/10.
P507.	38.	1400	2R12+1R16.	70/8.
P508.	24.	1235	2R10	70/8.
P509.	4	1400	2R10	70/8.

BLOCK SCHEDULE.

MARK	TYPE	Nº OFF *
A	200 HOLLOW.	2460
T	SOLID TRAY.	765

* - NO ALLOWANCE FOR BREAKAGES ETC.

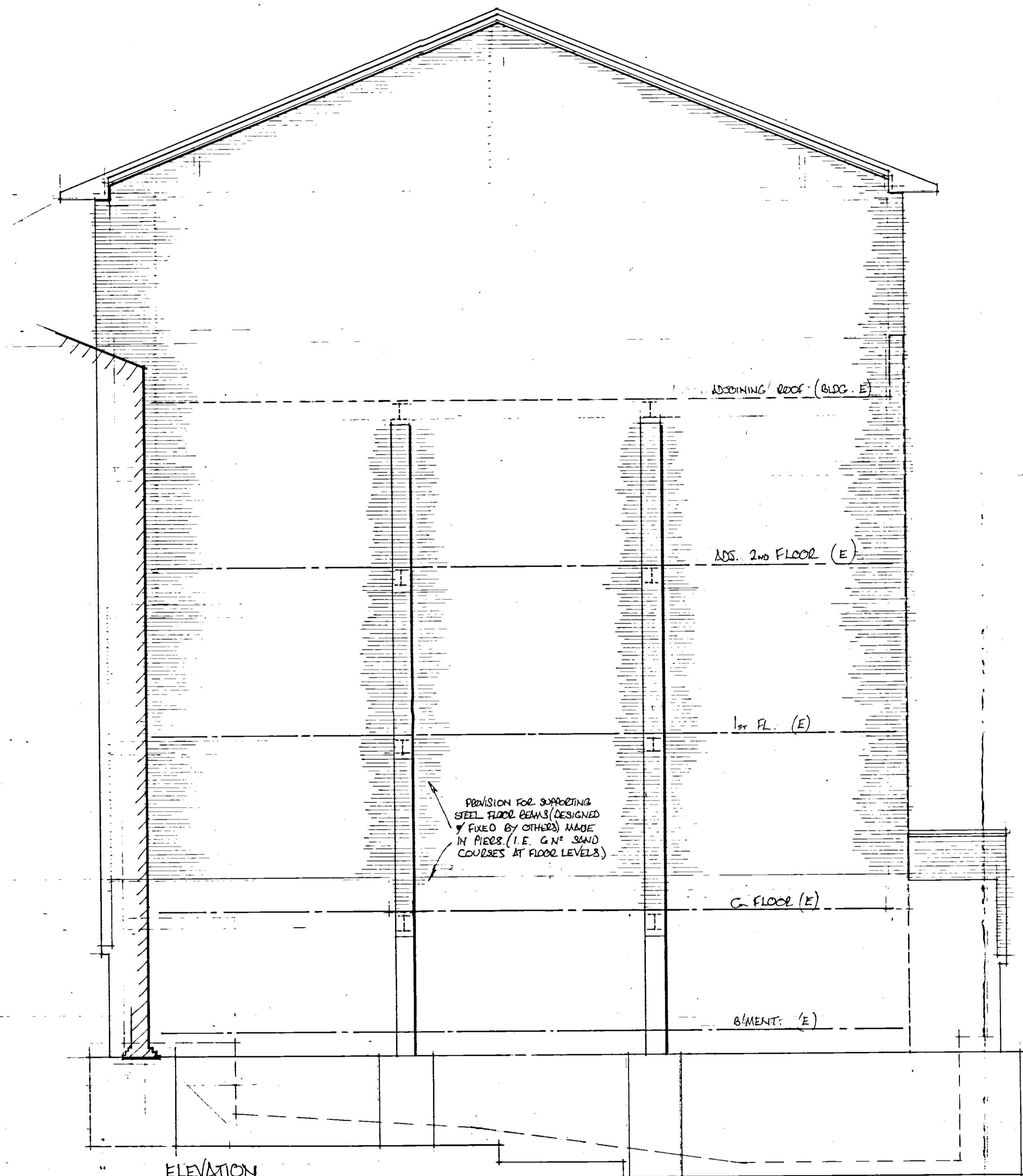
KIRBY, ADAIR, NEWSON PARTNERSHIP
CHARTERED ARCHITECTS
23 BULL PLAIN, HERTFORD, HERTS.

10-16 WELLCLOSE SQUARE,
LONDON E1.

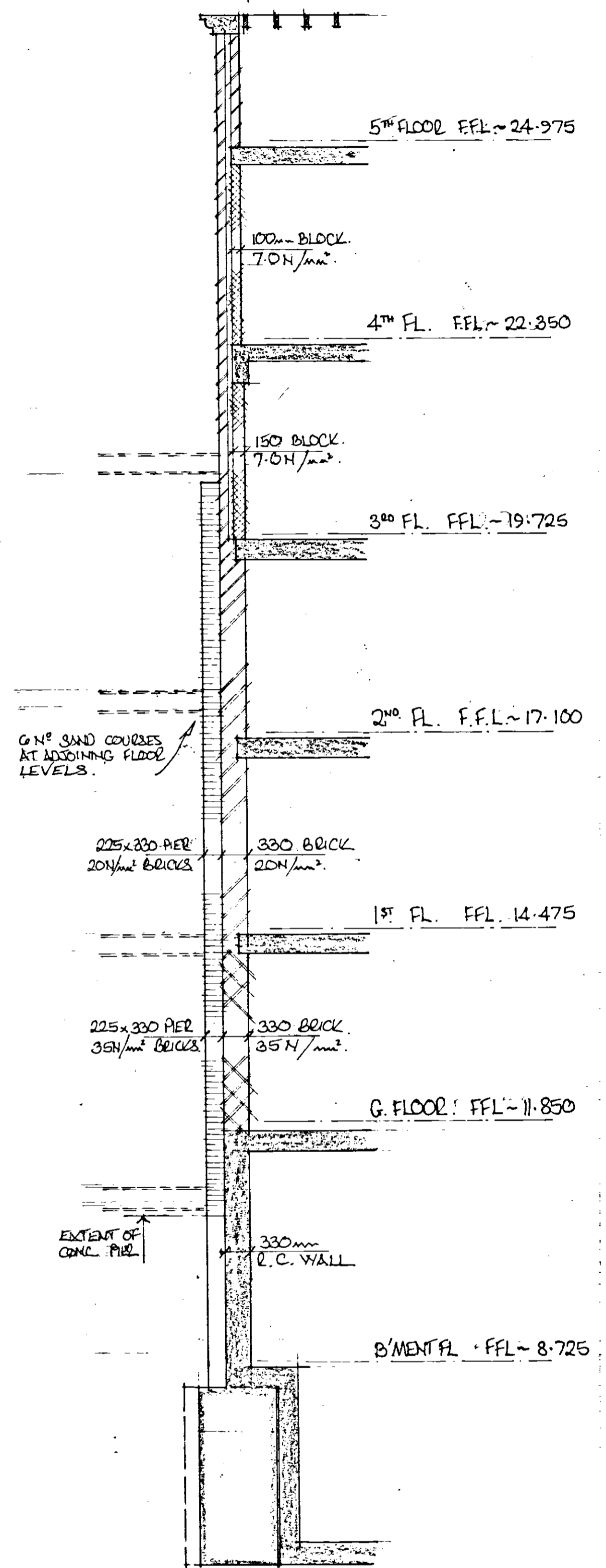
FIFTH FLOOR "OMNIA" DETAILS

LESLIER WILKS CEng MStruct E
Chartered Structural Engineer
90 High Street Penge S.E.20 7HB

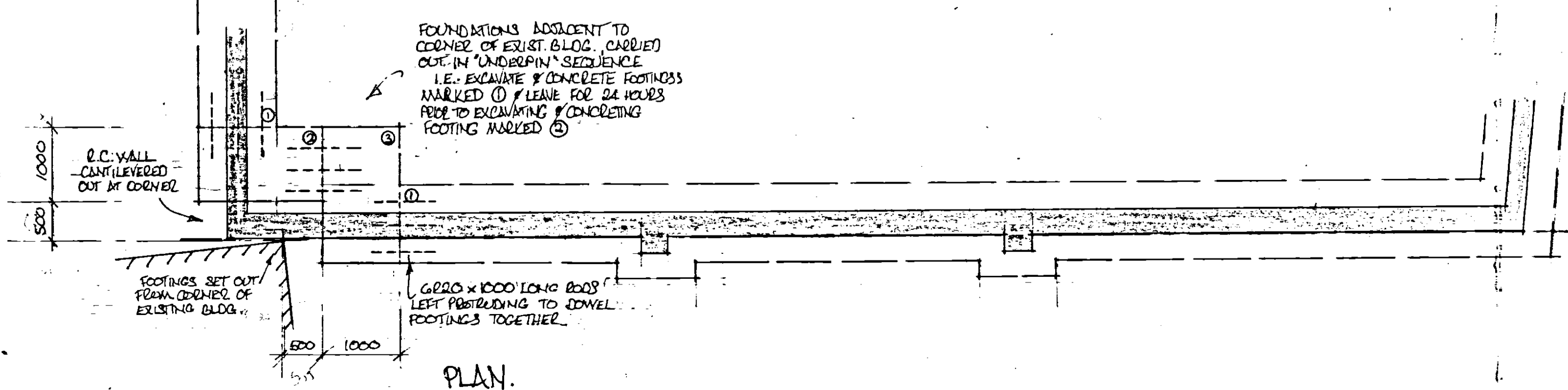
scale	1:50	date	October 1985
job no	8570	drg no	114.



ELEVATION.



SECTION.



PLAN.

REV. A. ADDED SITE BOUNDARY. 08/8/85

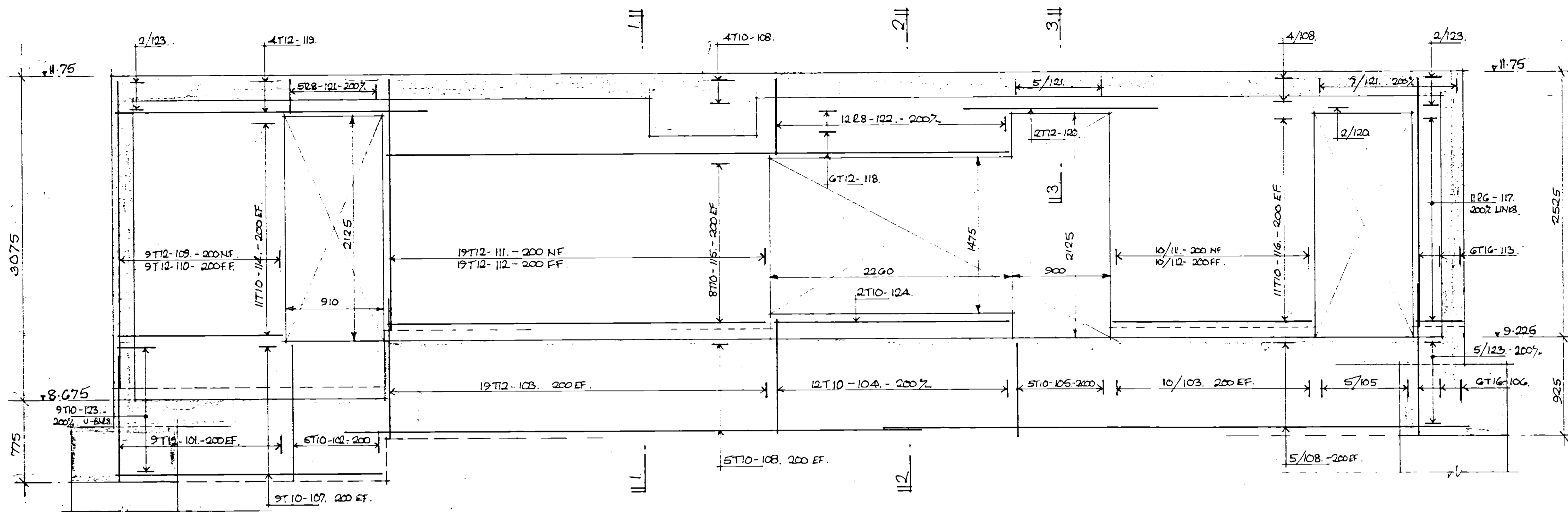
KIDBY, ADAM, NEWSON PARTNERSHIP
CHARTERED ARCHITECTS
23 BULL PLAN, HERTFORD, HERTS.

10-16 WELLCLOSE SQUARE,
LONDON, E1.

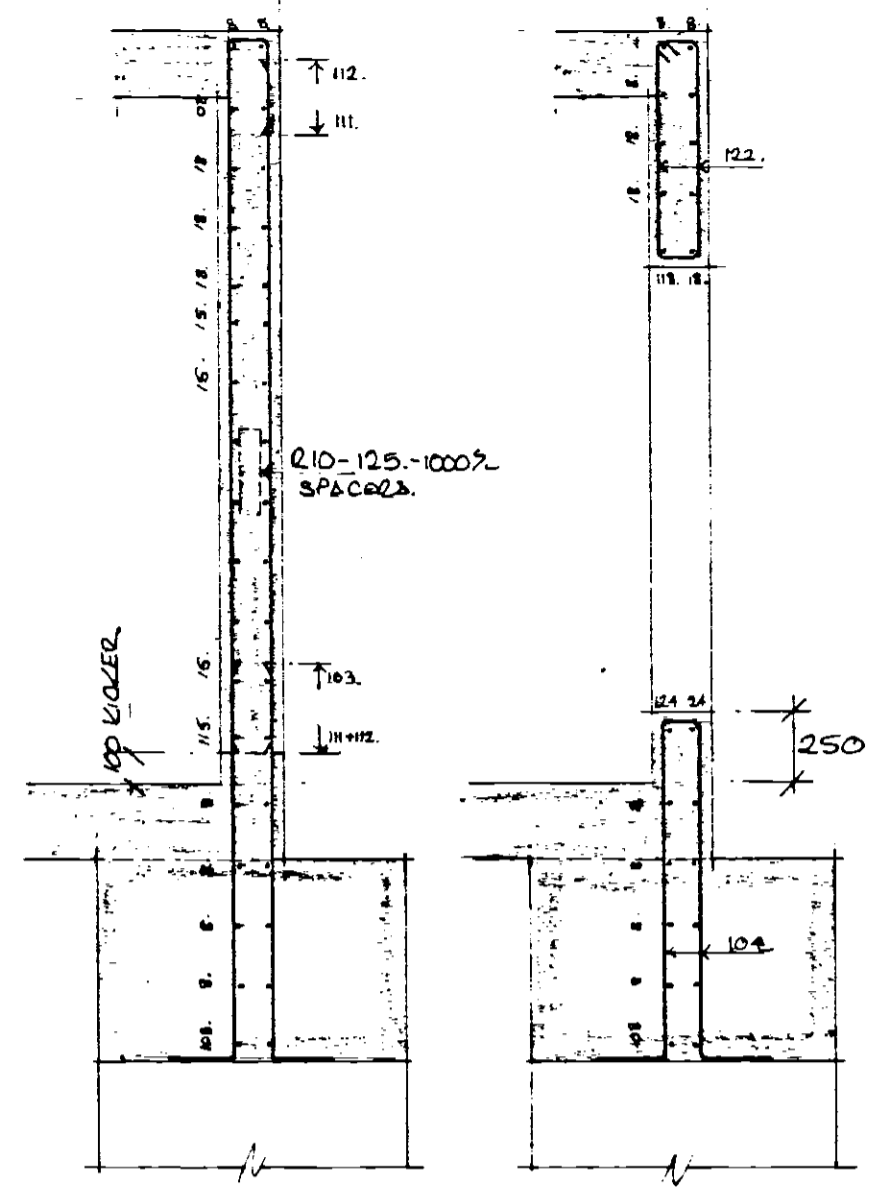
DETAIL OF PARTY-WALL ADJOINING
PROPOSED RECONSTRUCTION OF N° 17,
WELLCLOSE SQ. (BUILDING 'E').

LESLIE WILKS CEng MStruct E
Chartered Structural Engineer
90 High Street Penge S.E.20 7HB

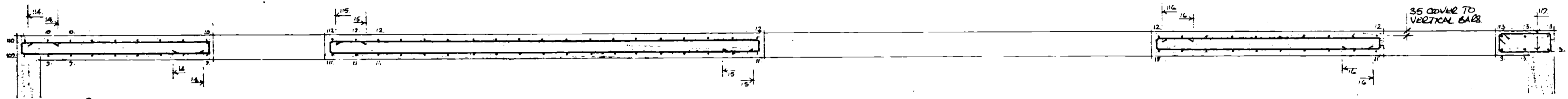
scale	1:50	date	August 1985
job no	8570	drg no	115A



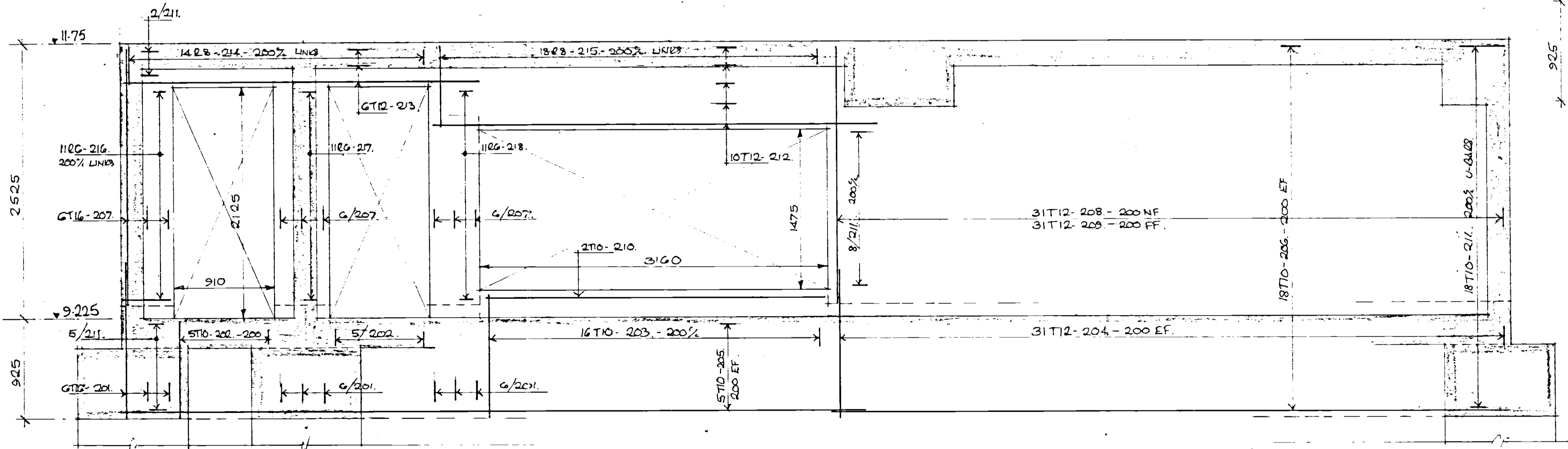
ELEVATION



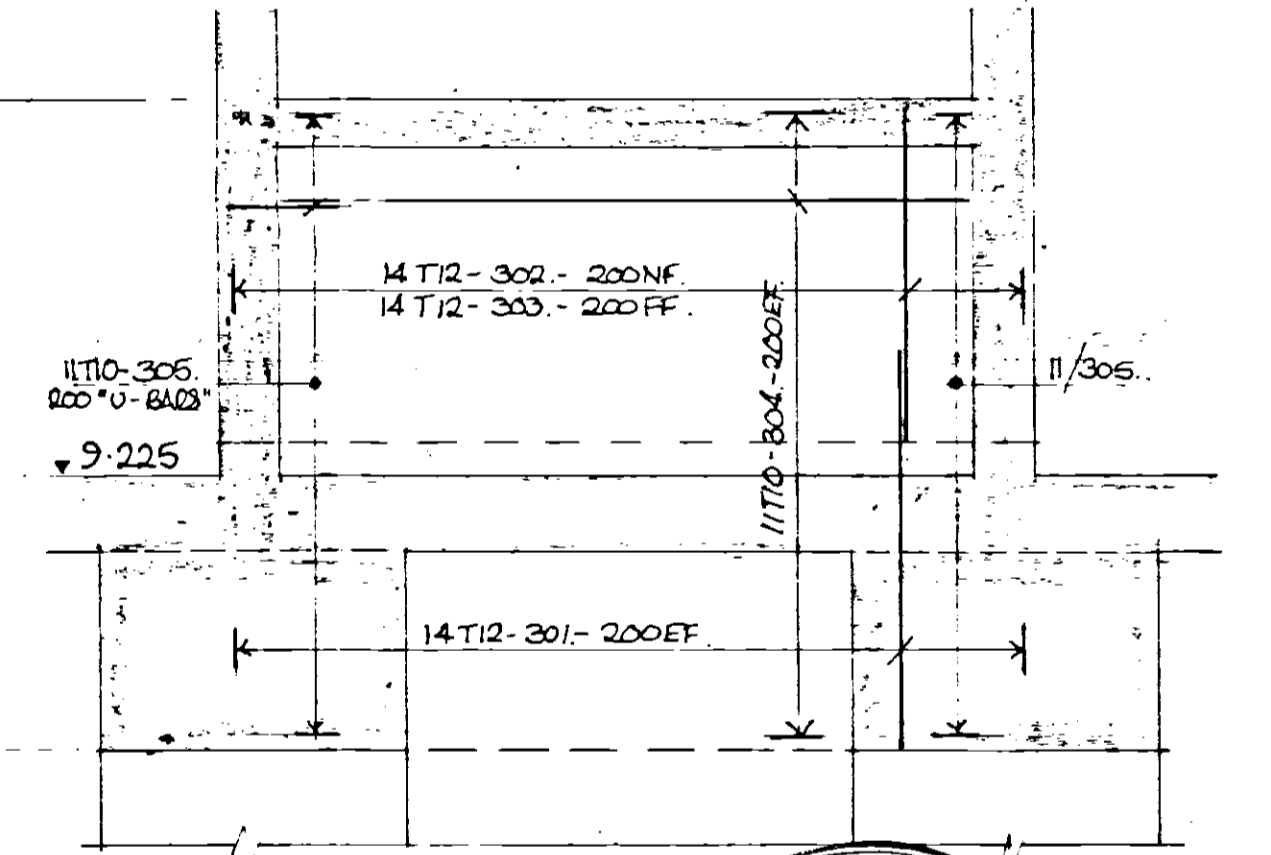
1:1 2:2



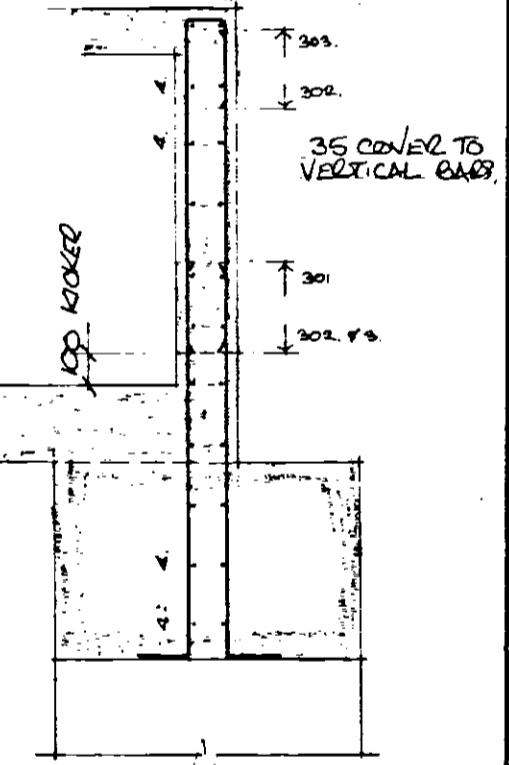
PLAN REINF. DETAIL WALL A2-4



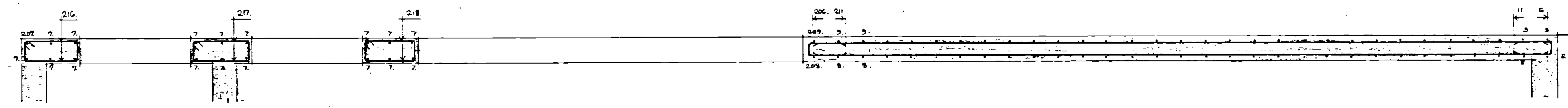
ELEVATION



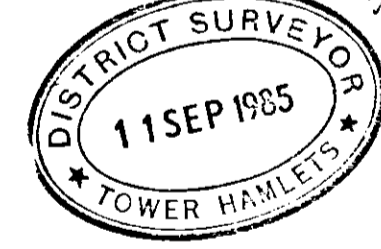
ELEVATION WALL A4-5



SECTION



PLAN WALL A5-7 & 5-7



NOTES.
 EF - BARS ADJACENT TO EACH FACE
 NF - NEAR FACE ONLY
 FF - FAR
 REINF. ON SCHEDULE N°'S 110, 61, 02 & 03.

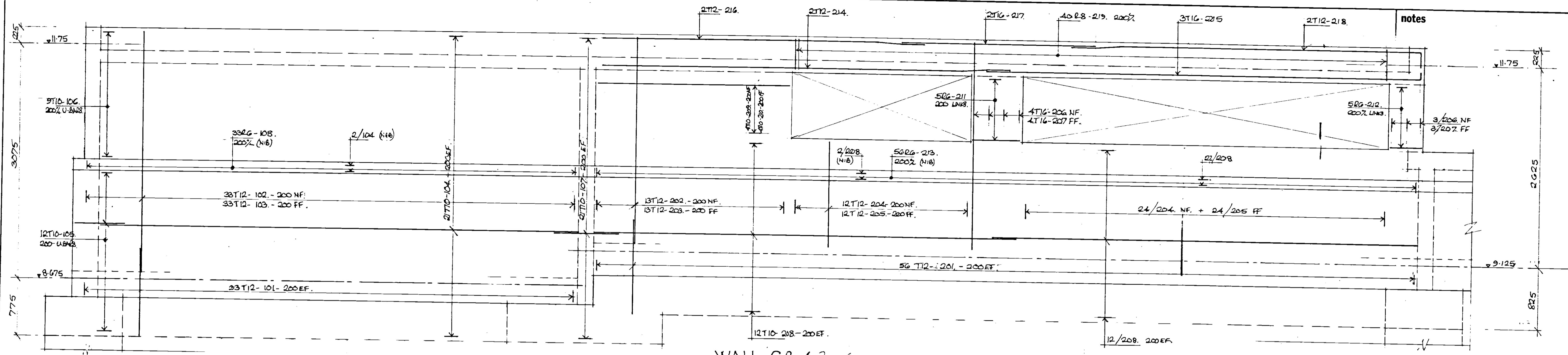
KIRBY ADAM NEWSON PARTNERSHIP
 CHARTERED ARCHITECTS
 23 BULL PLAIN, HERTFORD, HERTS.

10-16 WELLCLOSE SQUARE
 LONDON E1.

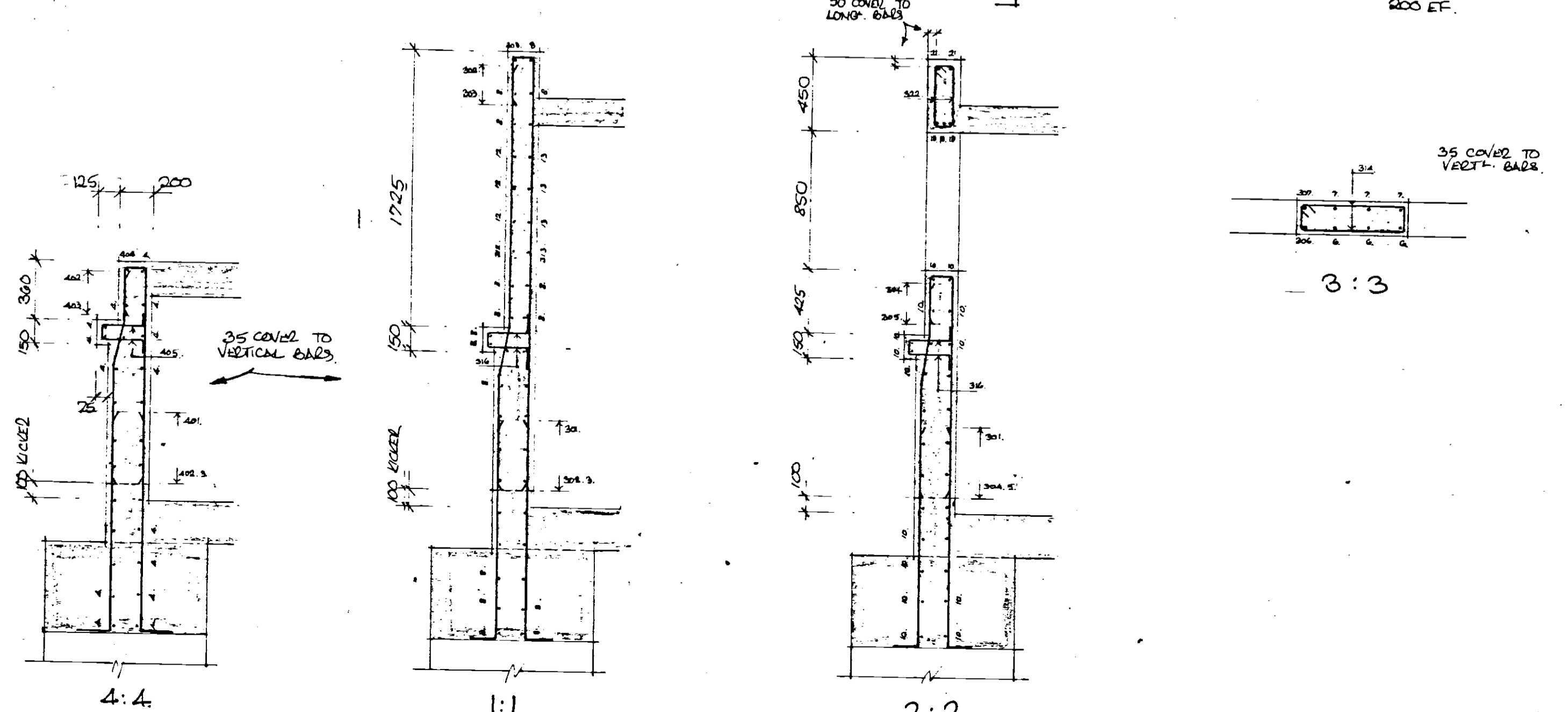
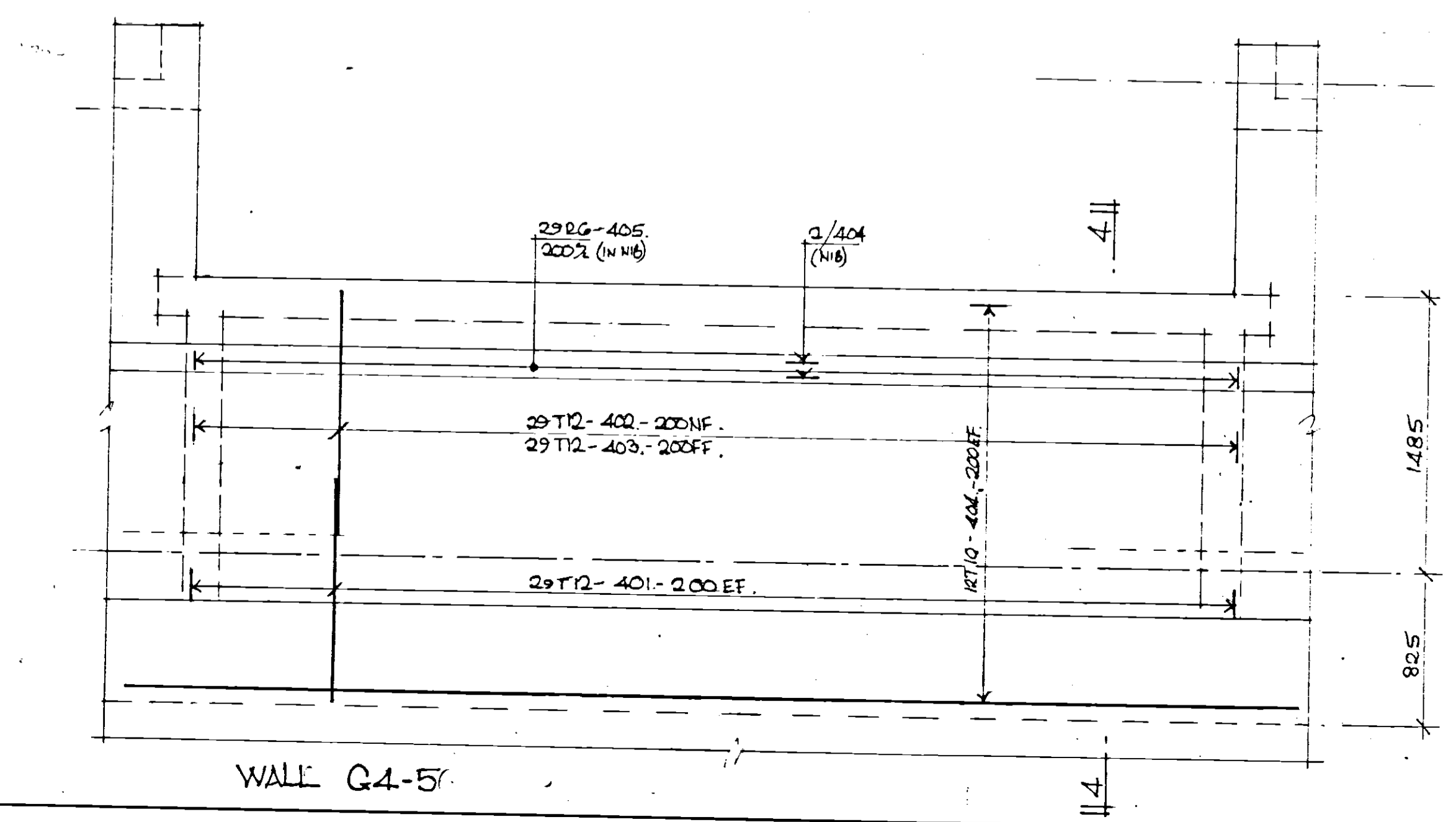
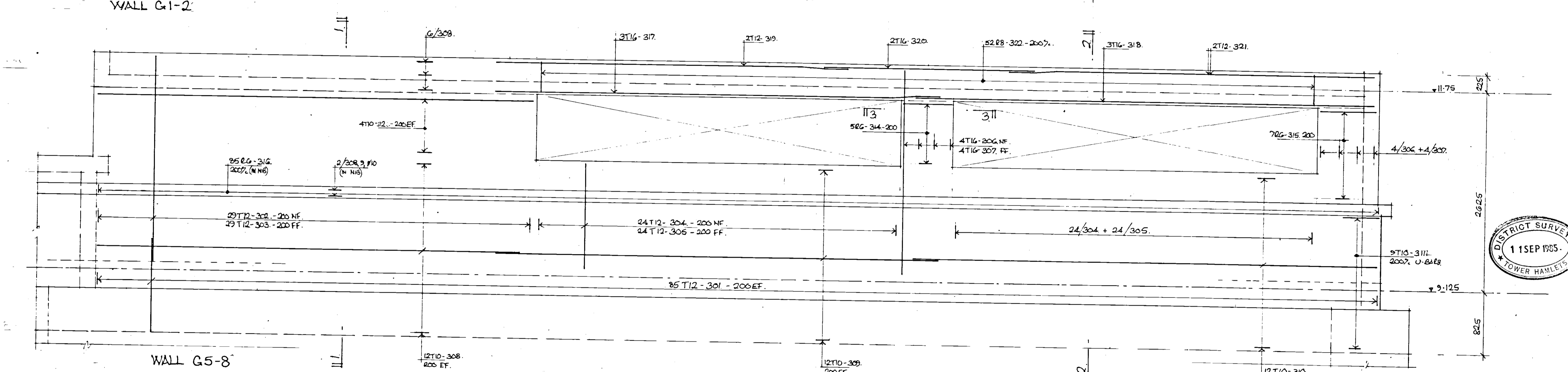
REINF. DETAILS
 BASEMENT WALLS ON GRID LINE A

LESLIE WILKS CEng MStruct E
 Chartered Structural Engineer
 90 High Street Penze S.E.20 7HB

scale	date
1:25	July 1985
job no 8570	drg no 116.



notes



EF - BARS ADJACENT TO EACH FACE.
 NF - NEAR - ONLY
 FF - FAR -
 REINFT. ON SCHEDULES 17/01, 02 & 03.

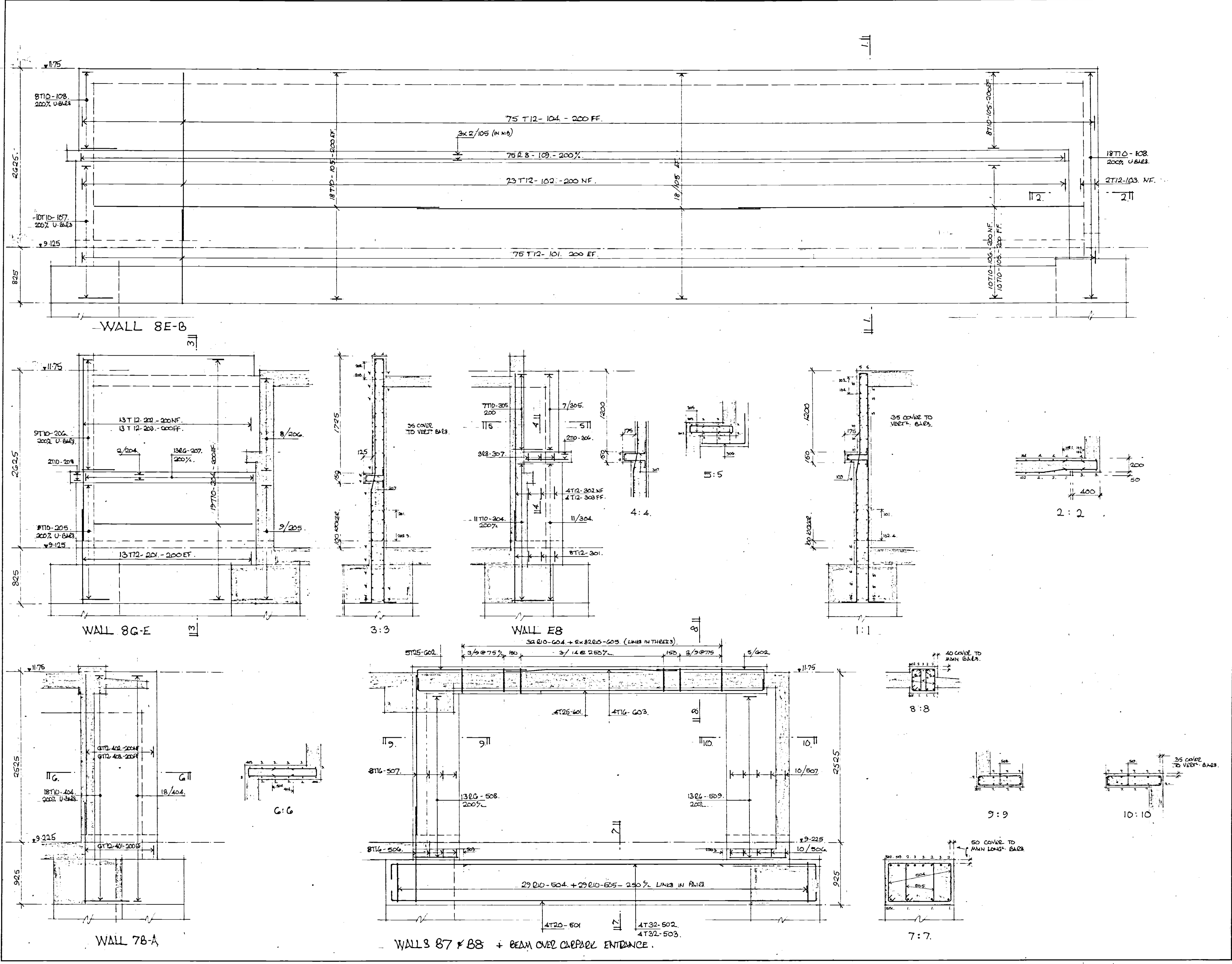
KIRBY ADRIAN NEWSON PARTNERSHIP
 CHARTERED ARCHITECTS
 23 BULL PLAIN, HERTFORD, HERTS.

10-16 WELLCLOSE SQUARE
 LONDON, E1.


REINFT. DETAILS.
 BASEMENT WALLS ON GRID
 LINE G.

LESLIER WILKS CEng MStruct E
 Chartered Structural Engineer
 90 High Street Penge S.E.20 7HB

scale	1:25	date	July 1985
job no	8570	drg no	117



notes
 EF = BARS ADJACENT TO EACH FACE
 NF = NEAR FACE ONLY
 FF = FACE
 REINFT. ON BAR SCHEDULES 118/01-03



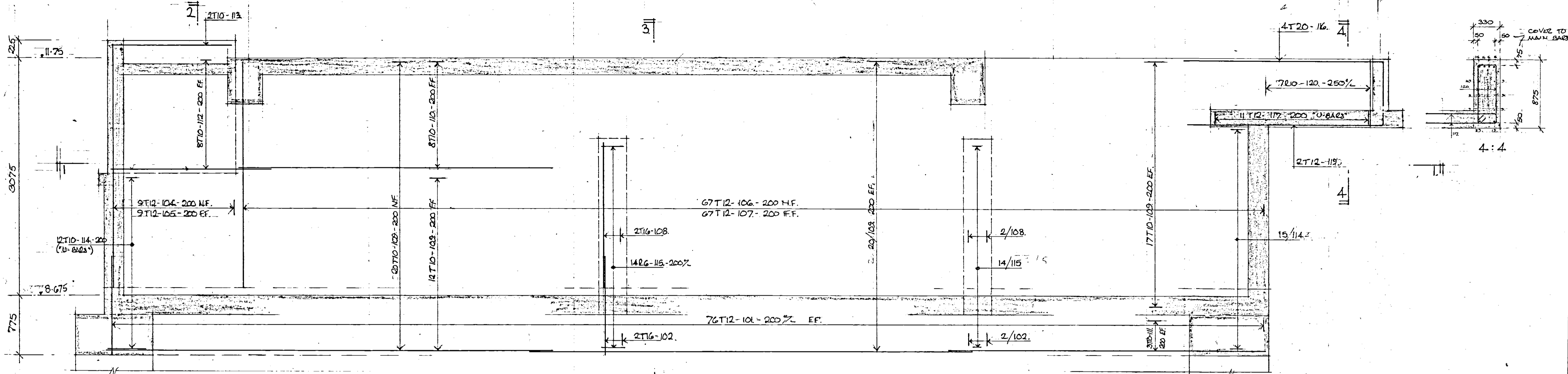
A. REVISED NIA TO WALL 8E-B. 9/9/85
 KIRBY, ADWIE, NEWSON PARTNERSHIP
 CHARTERED ARCHITECTS
 23 BULL PLAIN, HERFORD, HERTS.
 10-16 WELLCLOSE SQUARE
 LONDON E1.

REINFT. DETAIL :-
 WALLS ON G.L. 8, WALL 7 B-A.
 WALLS 87 & 88 + G.F. BEAM 87-8.

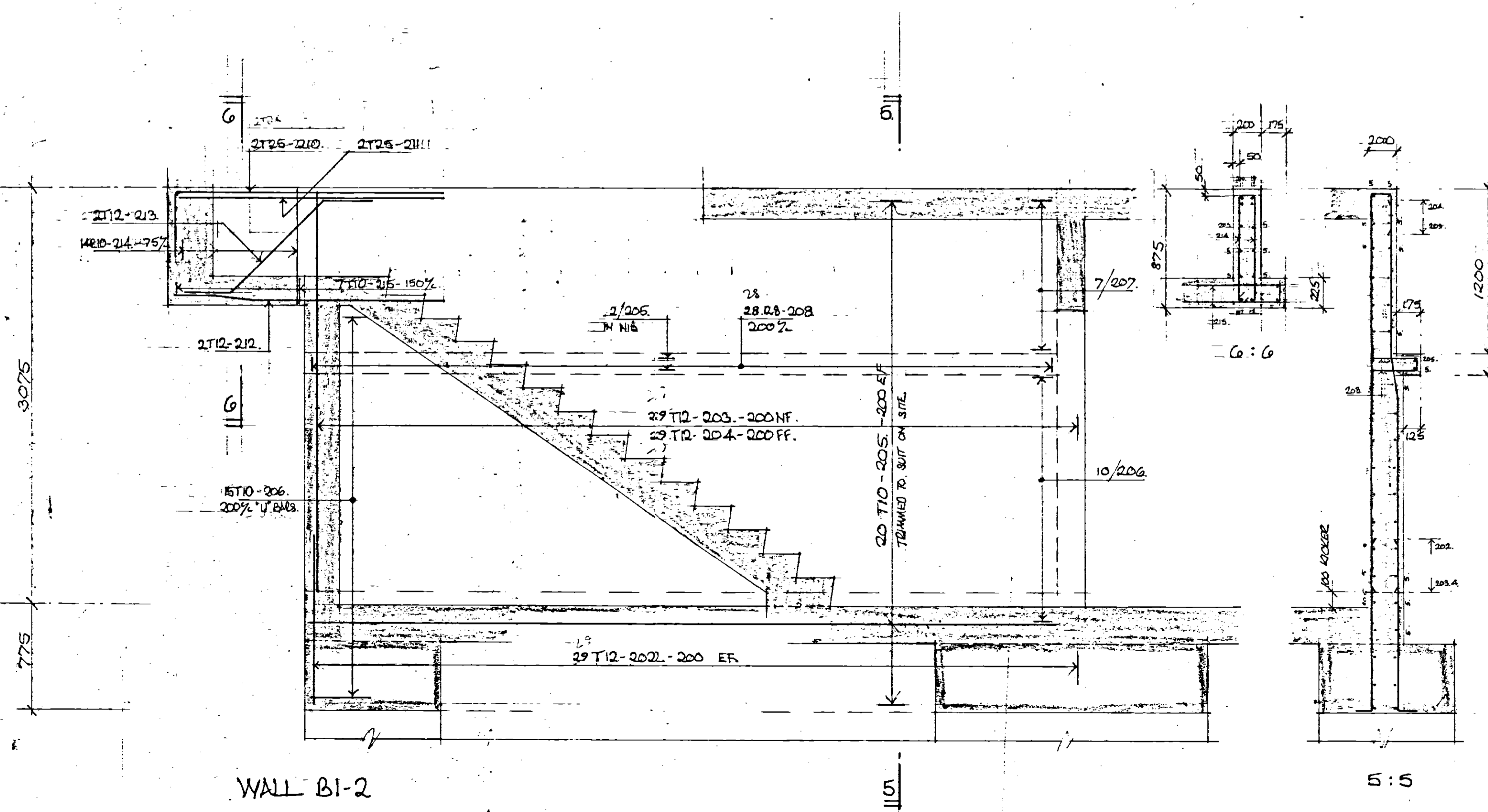
LESLIE R WILKS CEng MStruct E
 Chartered Structural Engineer
 90 High Street Penge S.E.20 7HB

scale 1:25	date July 1985
job no 8570	drg no 118.A

notes



2 WALL ON GRID LINE 1.



WALL B1-2



E.F. ~ BARS ADJACENT TO EACH FACE.
 N.F. ~ " " " NEAR "
 F.F. ~ " " " FAR "
 REINFT. ON BAR SCHEDULES 119/01 & 02/03

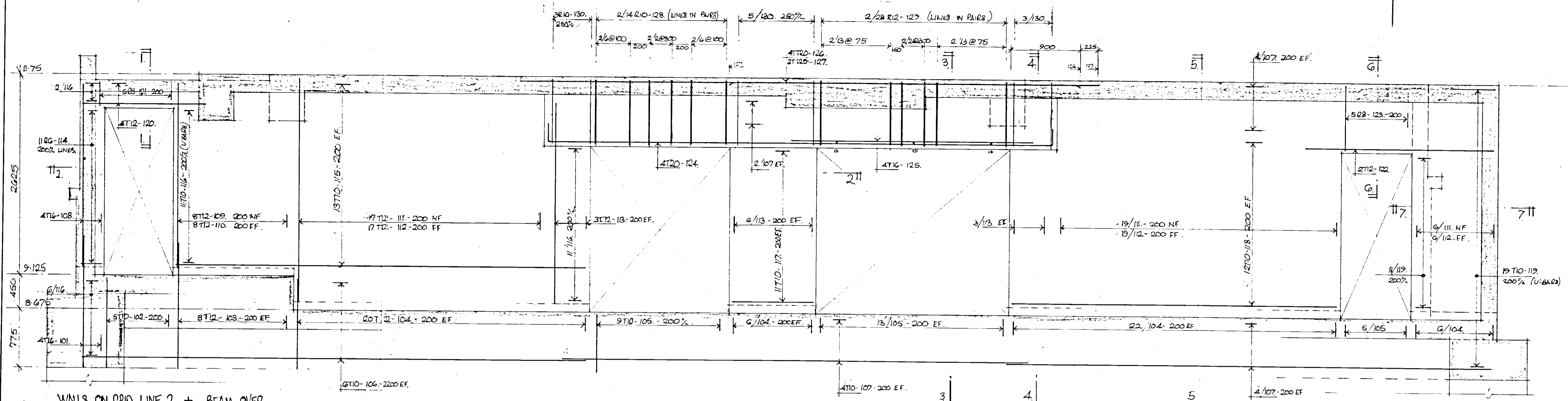
A. AMENDED TO SUIT ALBERTON 15/11/85
 AT CORNER BL
 KIBBY ADME NEWSON PARTNERSHIP
 CHARTERED ARCHITECTS
 23 BULL PLAIN, HERTFORD, Herts.

10-16 WELLCLOSE SQUARE
 LONDON E1

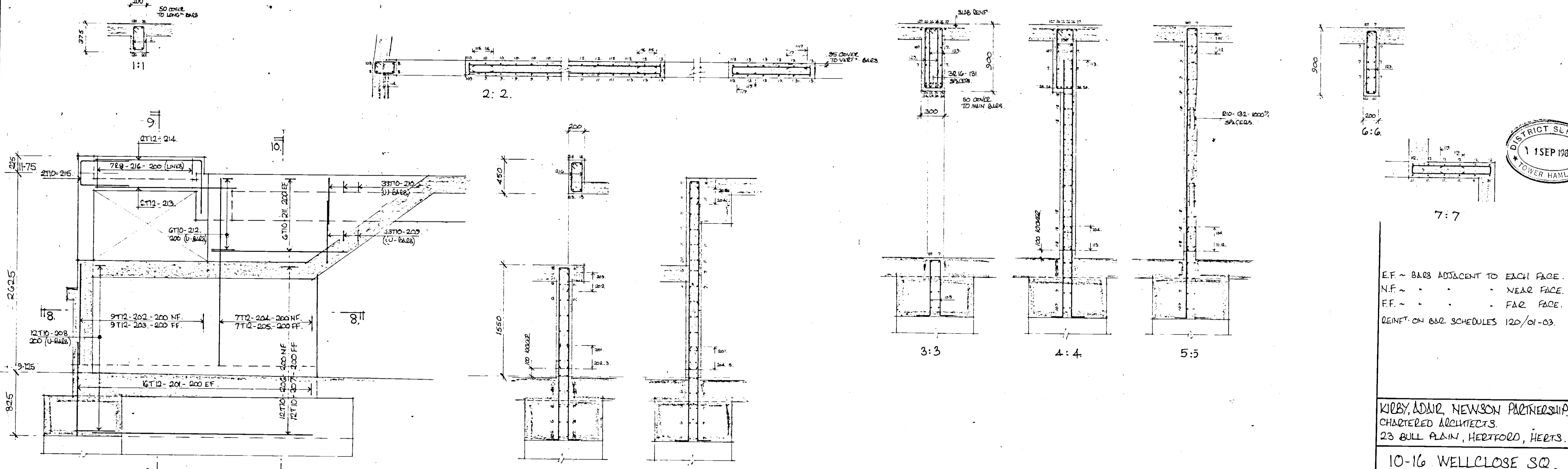
REINFT. DETAILS :-
 WALLS G.L. 1 & B1-2

LESLIE WILKS CEng MStruct E Chartered Structural Engineer 90 High Street Penge S.E.20 7HB	
scale 1:25	date August 1985
job no 8570	drn no 119A


notes



WALLS ON GRID LINE 2 + BEAM OVER



WALL 4F (REFER FOR 5F)



EF ~ BARS ADJACENT TO EACH FACE.
 NF ~ " " " " NEAR FACE.
 FF ~ " " " " FAR FACE.
 REINF. ON BAR SCHEDULES 120/01-03.

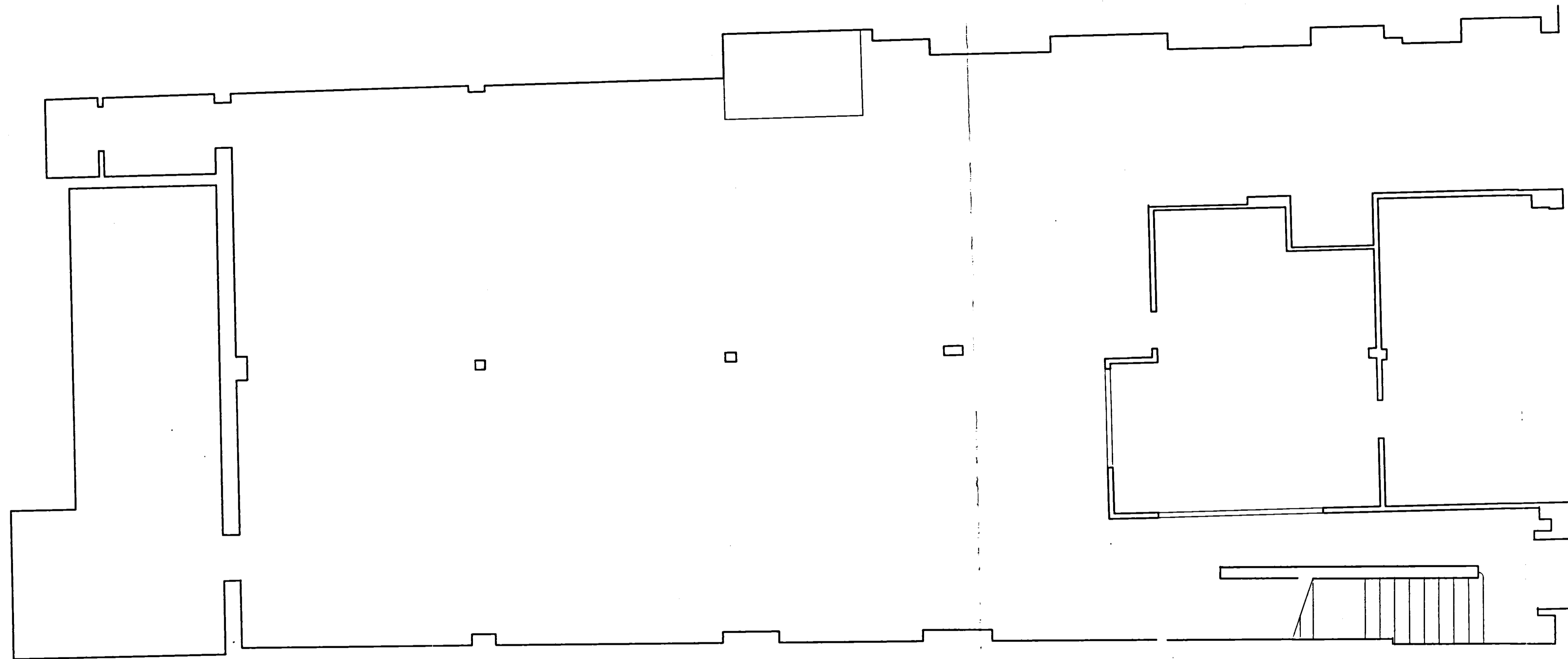
KIRBY, ADAIR, NEWSON PARTNERSHIP
 CHARTERED ARCHITECTS.
 23 BULL PLAIN, HERTFORD, HERTS.

10-16 WELLCLOSE SQ.
 LONDON E1.

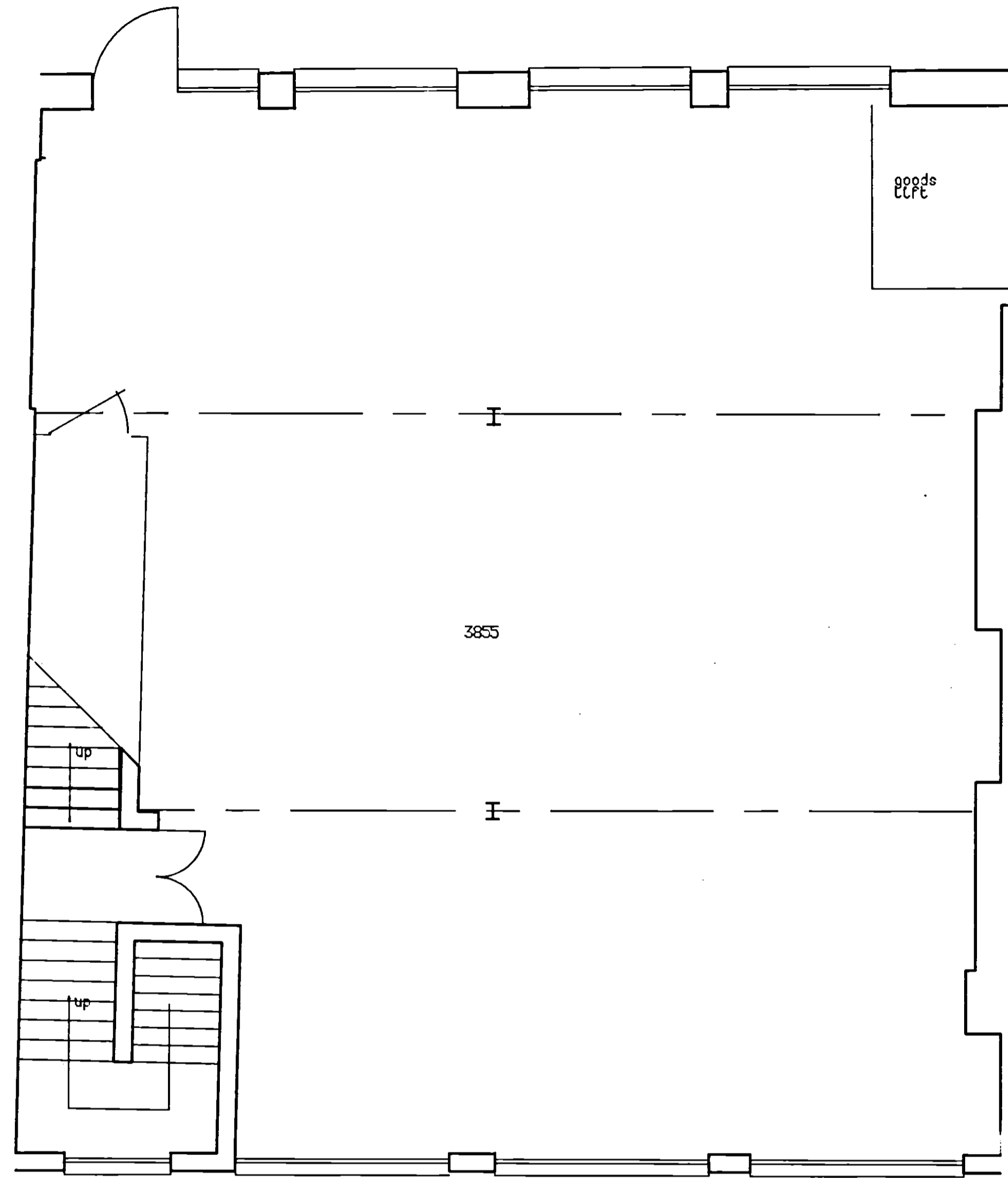
REINF. DETAILS:
 WALLS & BEAM ON GRID LINE 2.
 & WALLS 4F & 5F

LESLIE WILKS CEng MStruct E
 Chartered Structural Engineer
 90 High Street Penge S.E.20 7HB

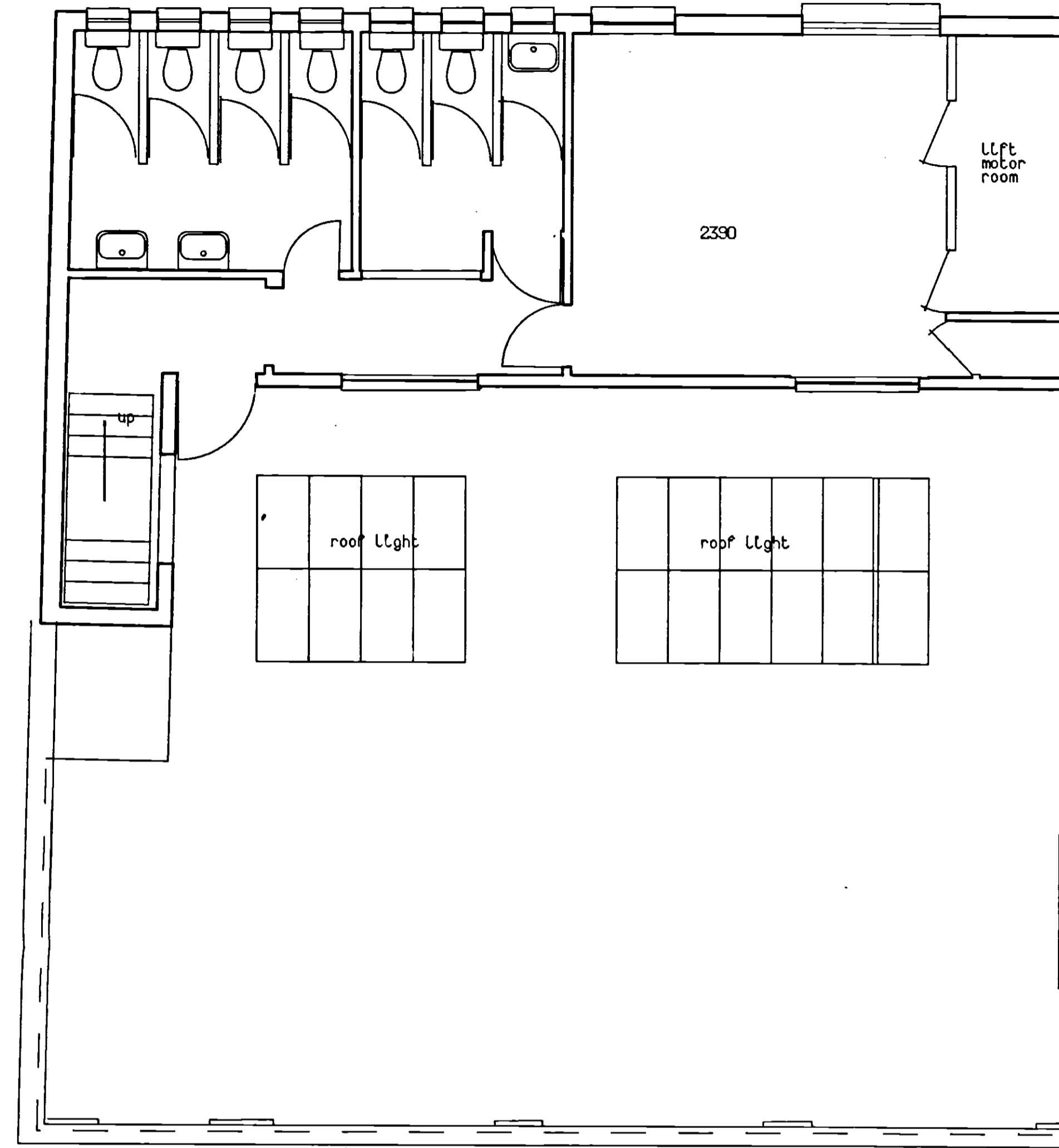
scale	1:25	date	August 1985
job no	8570	drg no	120.




Ref	Date	Description	Fig
The Kirby Adair Newson Partnership 23 Bull. Place, Hertford Hertfordshire SG14 1DX Telephone Hertford 53411			
Job Title FLATS FOR WELLCLOSE SQUARE LONDON			
Dwg Title SURVEY OF EXISTING GROUND FLOOR PLAN			
Scale	Date	Drawn	Checked
1:50	MAR '83		
TP/15103			
Job No	Dwg No	Rev	
H671	03		



THIRD FLOOR PLAN



FORTH FLOOR PLAN




Ref	Date	Description	Stg
The Kirby Adair Newson Partnership 23 Bull. Place, Hertford Hertfordshire SG14 1DX Telephone Hertford 53411			
Job Title FLATS FOR WELLCLOSE SQUARE LONDON			
Dwg Title SURVEY OF EXISTING THIRD + FORTH FLOOR PLANS			
Scale	Date	Drawn	Checked
1:50	MAR '83		
TP/15123			
Job No	Dwg No	Rev	
H671	05		



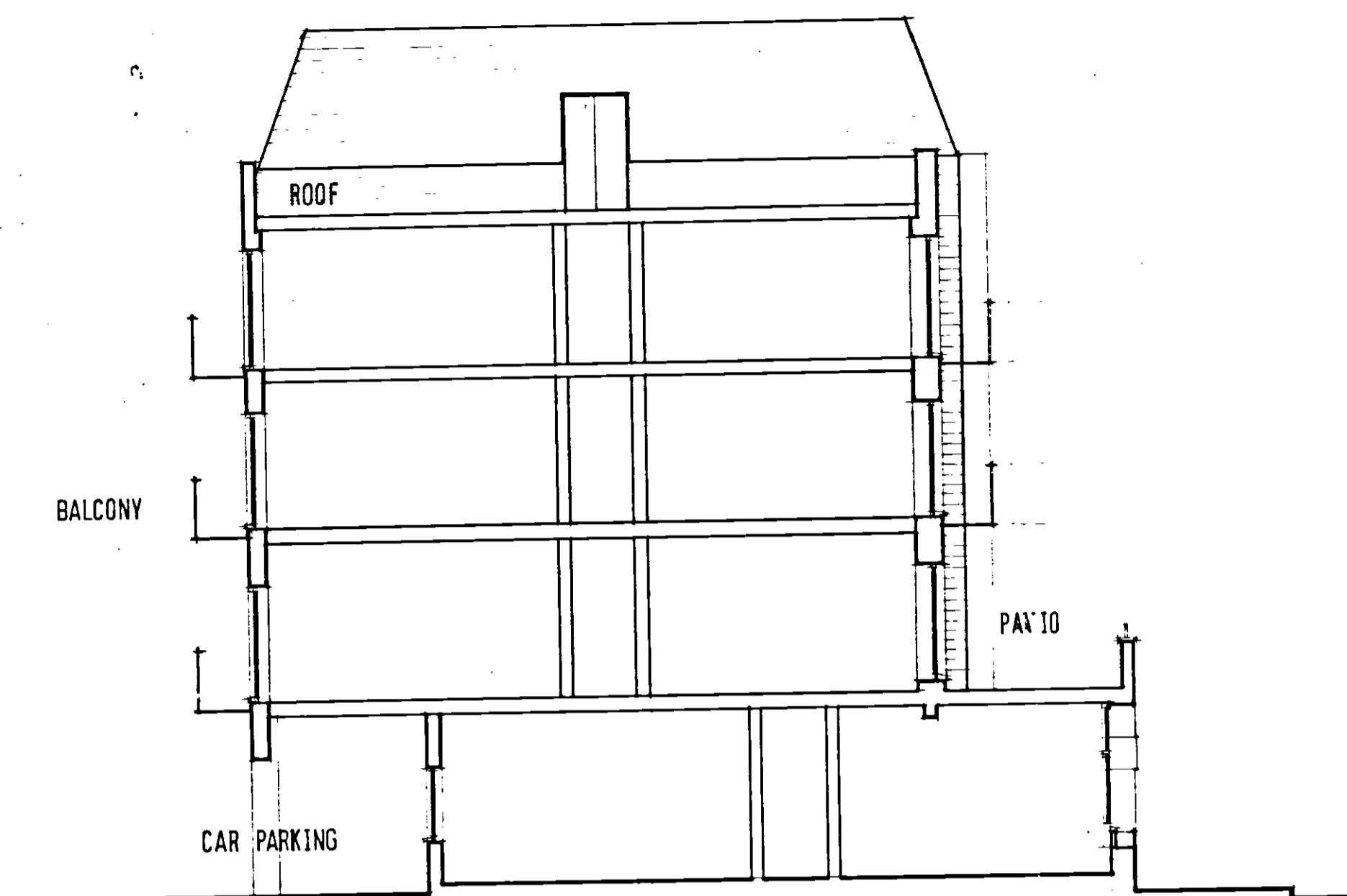
PROPOSED ELEVATION TO WELLCLOSE SQUARE



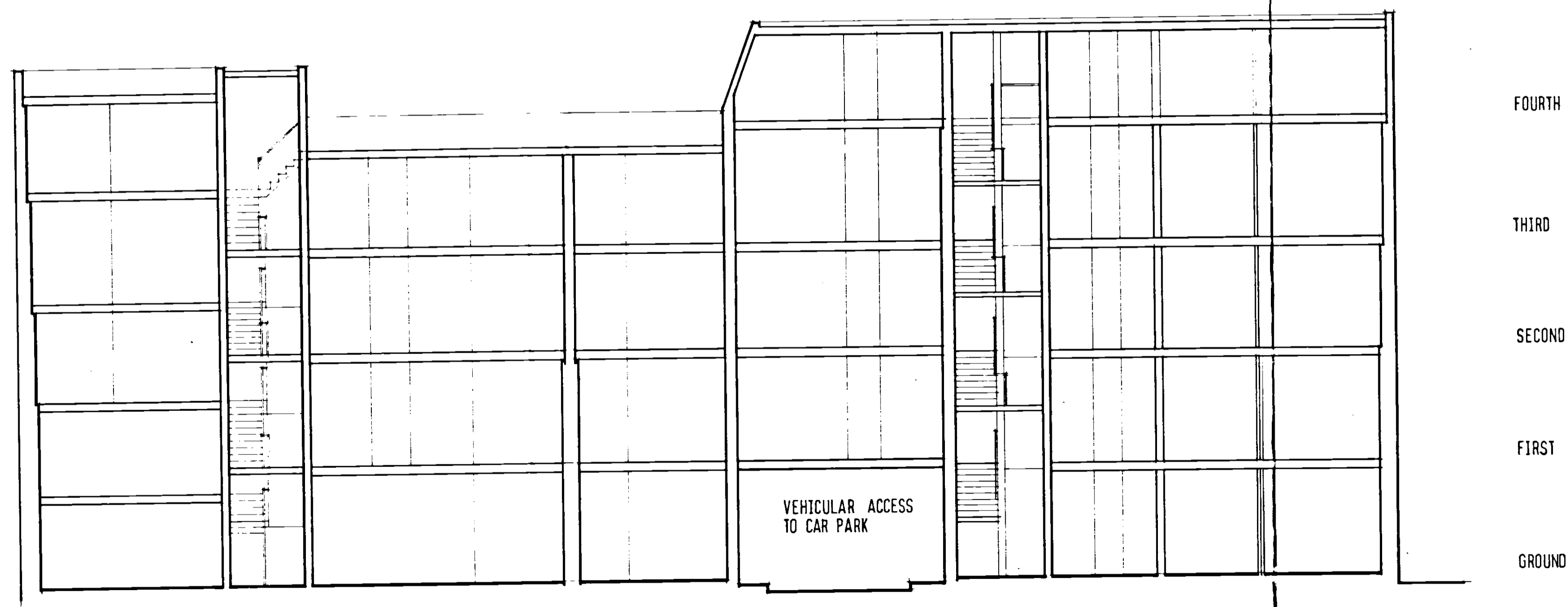
PROPOSED ELEVATION TO CABLE STREET




Ref	Date	Description	Sig
The Kirby Adair Newson Partnership 23 Bull Plain, Hertford Hertfordshire SG14 1DX Telephone Hertford 59411 Chartered Architects			
Job Title FLATS AT WELLCLOSE SQUARE LONDON E.1.			
Drg Title ELEVATIONS			
Scale 1:100	Date APRIL 83	Drawn	Checked
TP/15193			
Job no. H-671	Drg no. 13	Rev	



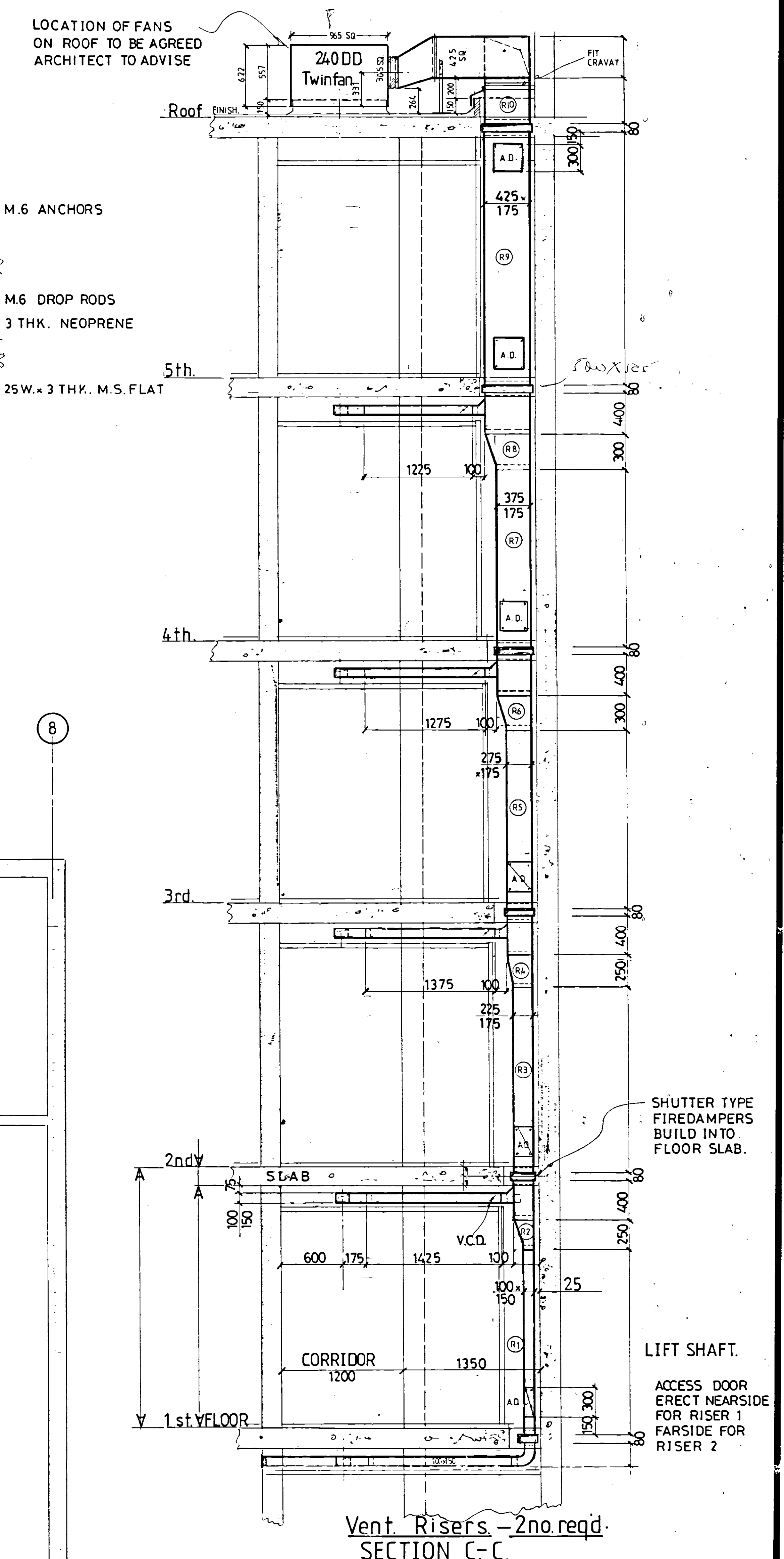
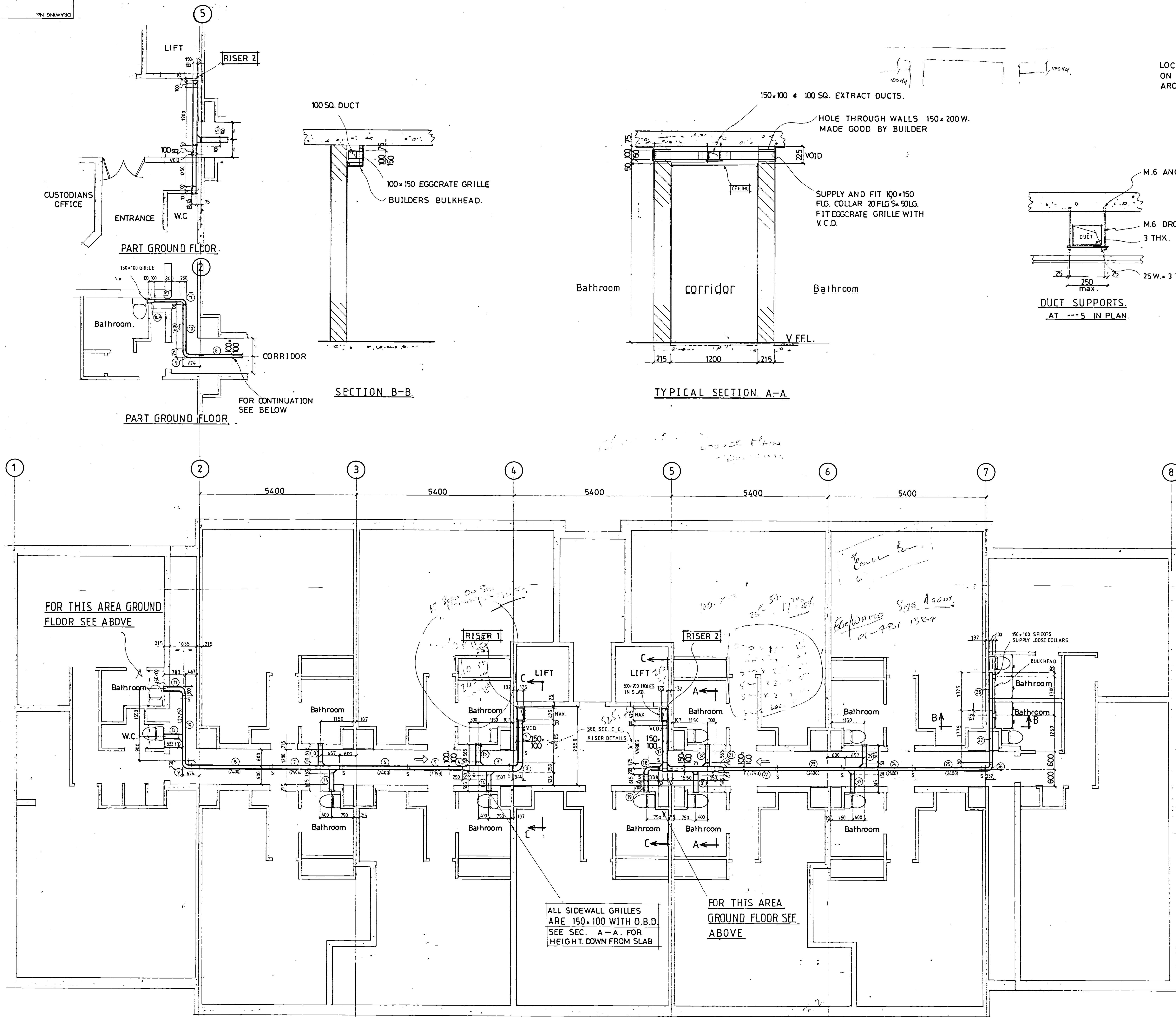
CROSS SECTION



LONGITUDINAL SECTION



Ref	Date	Description	Sig
The Kirby Adair Newson Partnership 23 Bull Plain, Hertford, Hertfordshire, SG14 1DX Telephone: Hertford 59411 Chartered Architects			
Job Title FLATS AT WELLCLOSE SQUARE LONDON E.1.			
Drg Title SECTIONS			
Scale 1	Date	Drawn	Checked
1:100	APRIL 83		
TP/15103			
Job no.	Drg. no.	Rev	
H 517	14		



ALL DUCTWORK TO BE MANUFACTURED FROM GALV MILD STEEL SHEET IN ACCORDANCE WITH H.V.C.A. DW.142 L.V. SPEC.
LONGITUDINAL JOINTS TO BE LOCKFORMED
CROSS JOINTS TO BE 50m.m. SLIP.

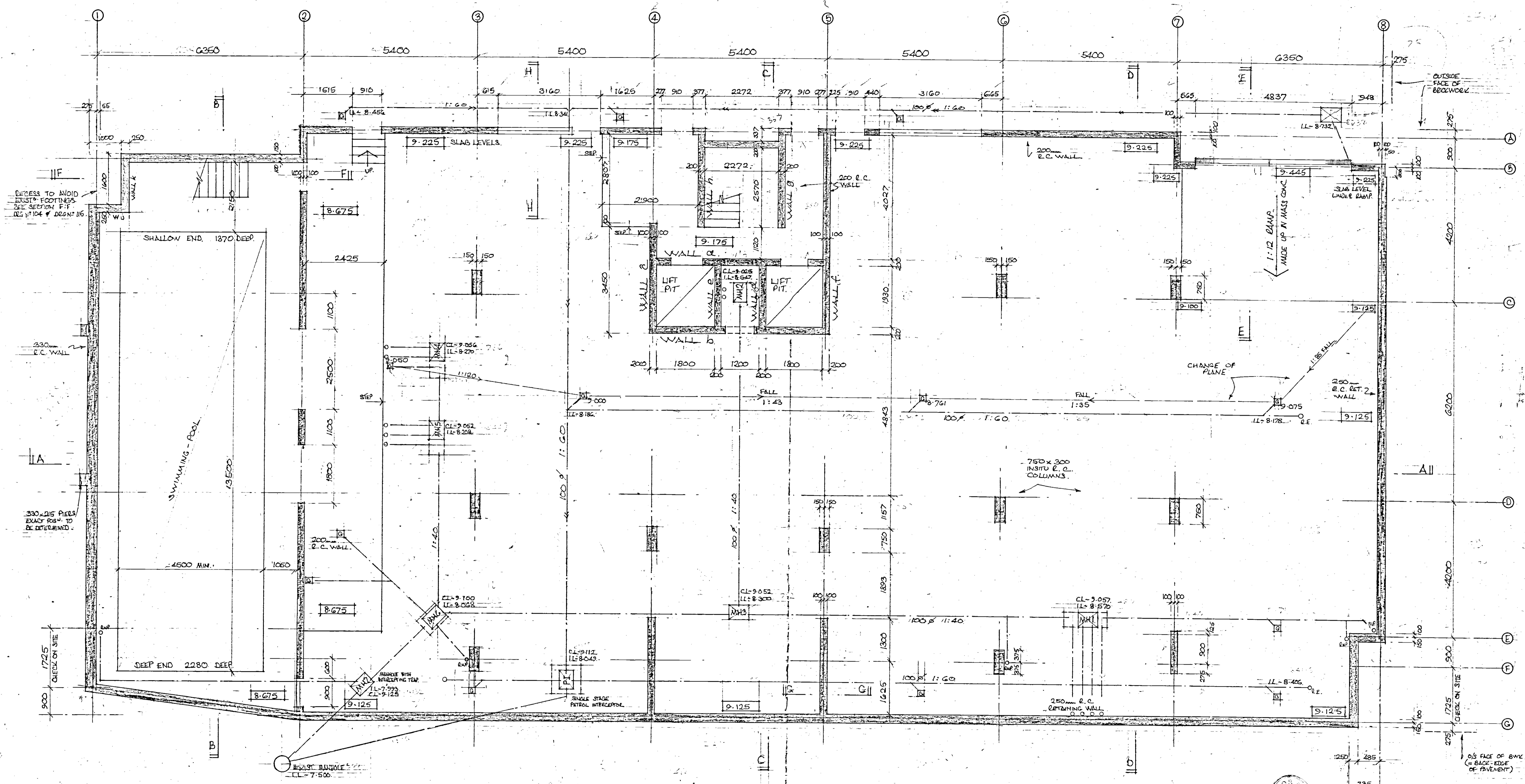


MATERIAL SPEC.		PE. CHECKED	SCALE: 1:50	TITLE
FINISH		PE. APPROVED	TOLERANCE U.O.S.	DETAILS OF BATHROOM VENTILATION DUCTWORK SERVING GROUND, 1st. 2nd. 3rd. 4th. FLOORS. FLATS AT WELLCLOSE SQUARE, LONDON E.1.
		ANGLES ± 1/2°	DRAWN: R. CRESSWELL	
		ALL OTHER DIMENSIONS ± 0.5mm	CHECKED:	
ISSUE	MODIFICATION	DATE	DATE	DATE
				1 7 86


THE COPYRIGHT OF THIS DOCUMENT IS THE PROPERTY OF NUAIRE MANUFACTURING LIMITED. NO PART OF THE CONTENTS SHALL BE REPRODUCED WITHOUT THE EXPRESS WRITTEN PERMISSION OF NUAIRE CONTRACTS LIMITED.

NUAIRE (CONTRACTS) LIMITED
WESTERN INDUSTRIAL ESTATE,
CAERPHILLY, GLAMORGANSHIRE.

DRAWING No. 03/CON/00005/02/1



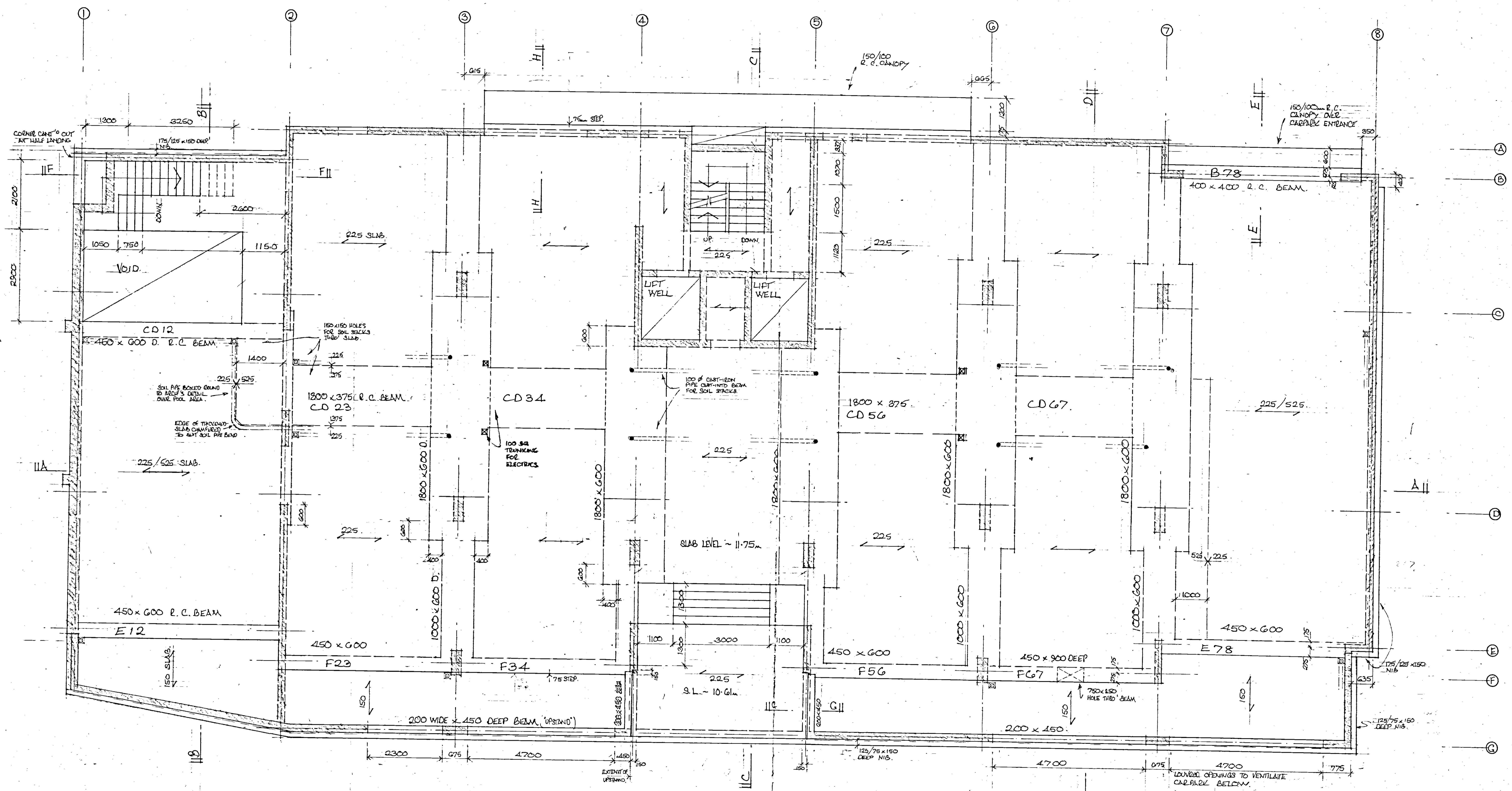
BASEMENT PLAN
FOR SECTIONS SEE 8570/104.



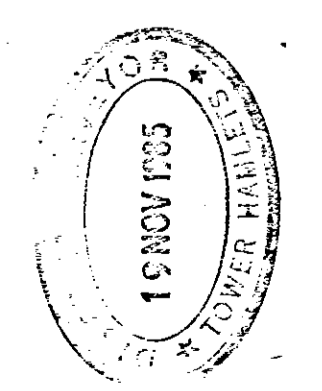
H	DETAIL AT CORNER 1B.	11/4/85	10
G	AMENDED DIMS	2/10/85	10
F	ADDED CONCRETE LEVELS	12/9/85	10
E	MOVED WALL ON G.L. 8, ADDED CORNER, DIMS TO FACE, F SECTION	10/9/85	10
D	AMENDED RECESS BET. EX.F. 1057 B	12/8/85	10
C	QUANTIFIED OPENINGS IN WALLS ON G.L. A, F. HAD TO BE C.L.S.	23/7/85	10
B	ADDED FALLS AMENDED DIMS OF MURE AMEND TO ASHBY'S DETAILS	9/7/85	10
A	ADJUSTED DIM. ASHBY'S	10/6/85	10
DEV	DESCRIPTION	DATE	BY

ARCHT.	SITE	TITLE	SCALE	DATE
ROBBY ADAM NEWSON PARTNERSHIP HERTFORD, HERTS.	10-16 WELLCLOSE SQ LONDON E1.	PLAN SHOWING OUTLINE OF BASEMENT.	1:50	May 1985
			8570	10114

LESLIE R. WILKS C.Eng. M.I.Struct.E.
CHARTERED STRUCTURAL ENGINEER.
90-HIGH ST, PENCE SE20 7HB.

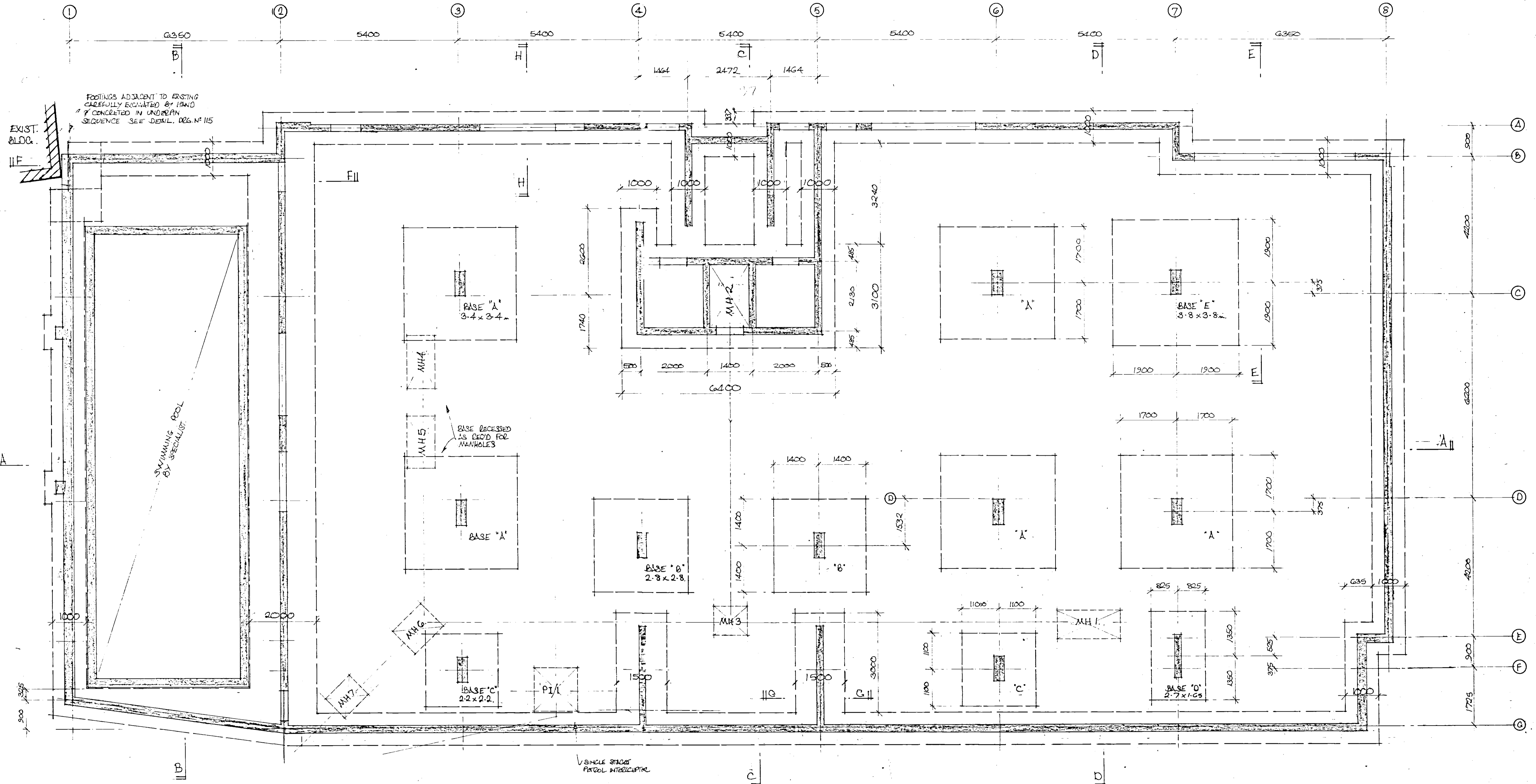


OUTLINE PLAN OF GROUND FLOOR



REV	DESCRIPTION	DATE	BY
H	ADDED HOLES FOR ELECTRIC TRUNKING & ADDED GRIDLINE G1	18/11/85	AW
G	ADDED BEAM N° 5	8/10/85	AW
F	AMENDED WALL ON G.L. 2	10/9/85	AW
E	AMENDED BEAM ON G.L. 2	13/8/85	AW
D	AMENDED NBS & DECESS ADT. GRIDLINE B - BET. E & F	12/10/85	AW
C	ADDED CANOPY AMENDED G.L. 8 & SLAB LEVELS	23/7/85	AW
B	AMENDED BEAMS & ENTRANCE STEPS, ADDED SOIL STACKS & COLUMNS	12/7/85	AW
A	AMENDED DETAILS AROUND ENTRANCE STEPS	10/4/85	AW

KIRBY ADAM NEWSON PARTNERSHIP 23 BULL PLAIN HERFORD HERTS.	10-16 WELL CLOSE SQ. LONDON E1.	OUTLINE DETAIL GROUND FLOOR SLAB.	LESLIE R. WILKS C.Eng. M.I. Struct. E. STRUCTURAL ENGINEER 90 HIGH ST. PENGE, SE20, 7HB
SCALE 1:50		DATE June 1985	
JOB N° 8570		DWS N° 1024	




FOUNDATION LAYOUT. SEE DGS. N° 104 FOR SECTIONS.

NOTES.

- 1/ DO NOT SCALE: IF IN DOUBT ASK.
- 2/ THIS DRAWING IS TO BE READ IN CONJUNCTION WITH ALL RELEVANT ARCHITECT'S & ENGINEER'S DETAILS.
- 3/ ALL FOOTINGS SET OUT CENTRALLY ABOUT COLUMNS & WALLS.
- 4/ CONCRETE MIX: GRADE 20 (20N/m³ @ 28 DAYS) - ALL MASS CONC. FOOTINGS USING 20mm MAX. AGG. & O.P.C.


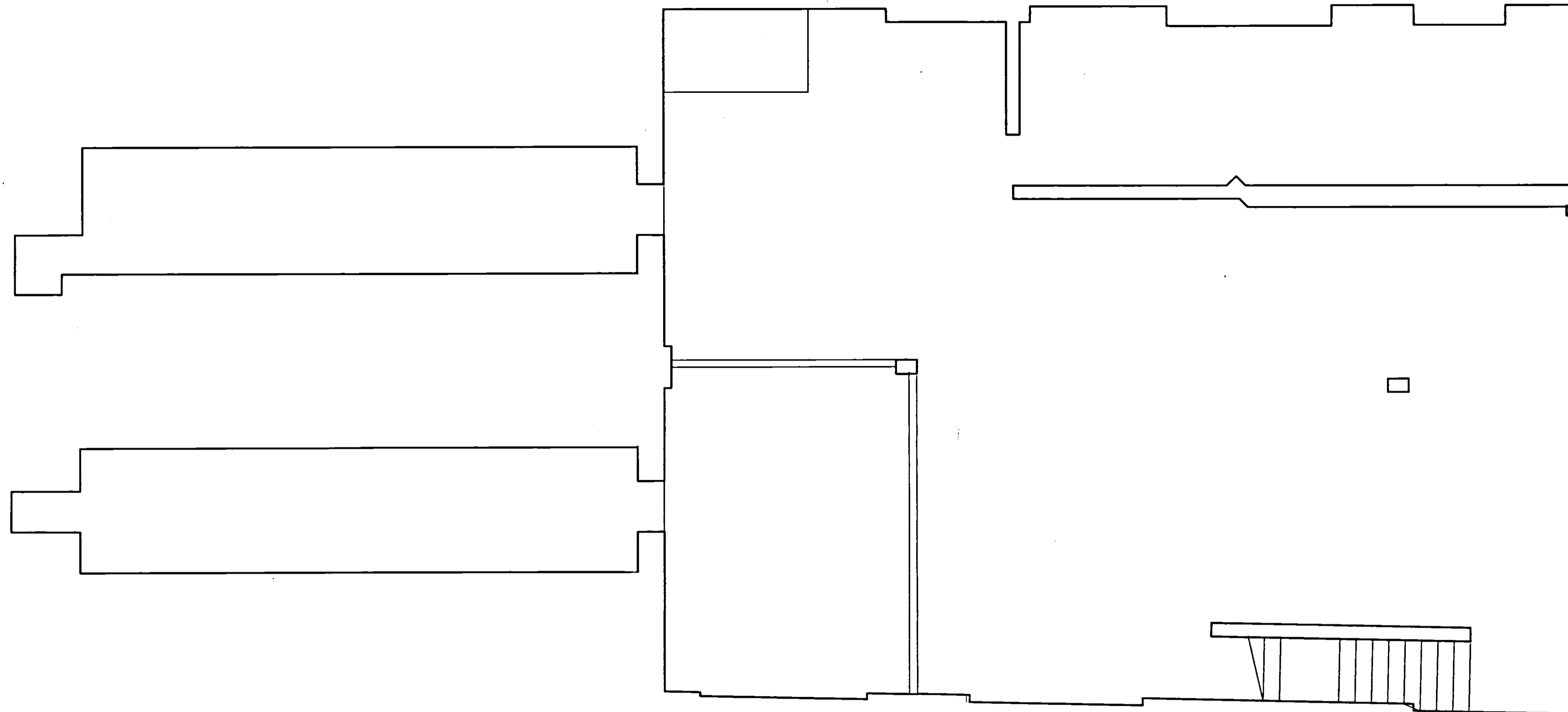
- 5/ CONT. GRADE 30. (30N/m³ @ 28 DAYS) - REINFORCED CONC. WALLS & COLUMNS USING 20mm MAX. AGG. & O.P.C.
- 6/ NO CONCRETE SHALL BE PLACED IN EXCAVATION UNTIL FORMATION LEVEL HAS BEEN AGREED WITH THE D.S. & ENGR.

7/ MAX. GROUND PRESSURE UNDER FOOTINGS DOES NOT EXCEED 300kN/m².



REV.	DESCRIPTION	DATE	BY
F	AMENDED FOOTING TO COL. C7.	23/10/85	EW
E	AMENDED DWGS.	2/11/85	EW
D	MOVED WALL ON GRID LINE 8 & ADDED SECTION'S HAND DRAWN	10/9/85	EW
C	AMENDED PARTY WALL & ADDED DUE TO DGS. N° 115	28/8/85	EW
B	ADJUSTED POSITION OF WALLS ON C.L.S. 8 & C.	23/7/85	EW
A	AMENDED DWGS & ADDED DRAINAGE.	9/7/85	EW

KIRBY ADAIR NEWSON PARTNERSHIP 23 BULL PLAIN HERTFORD, HERTS.	10-16 WELLCLOSE SQ. LONDON E.I.	FOUNDATION LAYOUT.	LESLIE C. WILLIS C. Eng. NUServ. E CHARTERED STRUCTURAL ENGINEER 90 HIGH ST. PENZE, SE20, 7HB.
			SCALE 1:50 JOB N° 8570



TP/15.98

Date	Description	Scale


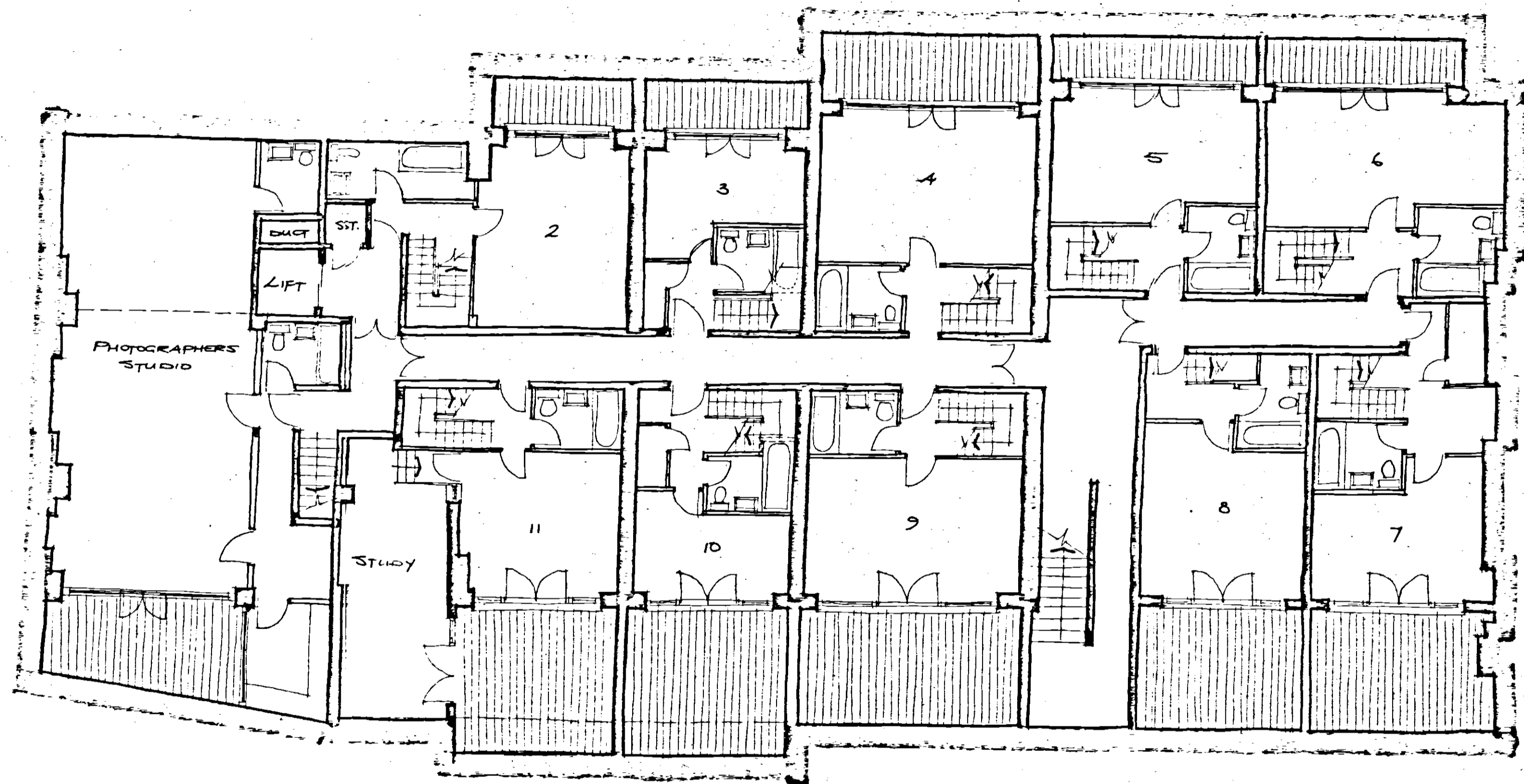
The Kirby Adair Newson Partnership
 25 Bull Place, Hertford
 Hertfordshire SG14 1DX
 Telephone Hertford 53411
 Chartered Architects

Job Title
 FLATS FOR WELLCLOSE
 SQUARE LONDON

Dwg Title
 SURVEY OF EXISTING
 BASEMENT PLAN

Scale	Date	Drawn	Checked
1:50	MAR '83		

Job No	Dwg No	Rev
H671	17	



A. 26.83 ROOM DESCRIPTION
ADDED TO UNIT 11. FS.

Ref	Date	Description	Sig
The Kirby Adair Newson Partnership 23 Bull Plain, Hertford, Hertfordshire SG14 1DX Telephone Hertford 59411 Chartered Architects			

Job Title
 10-16 WELLCLOSE SQ.
 LONDON E.1.

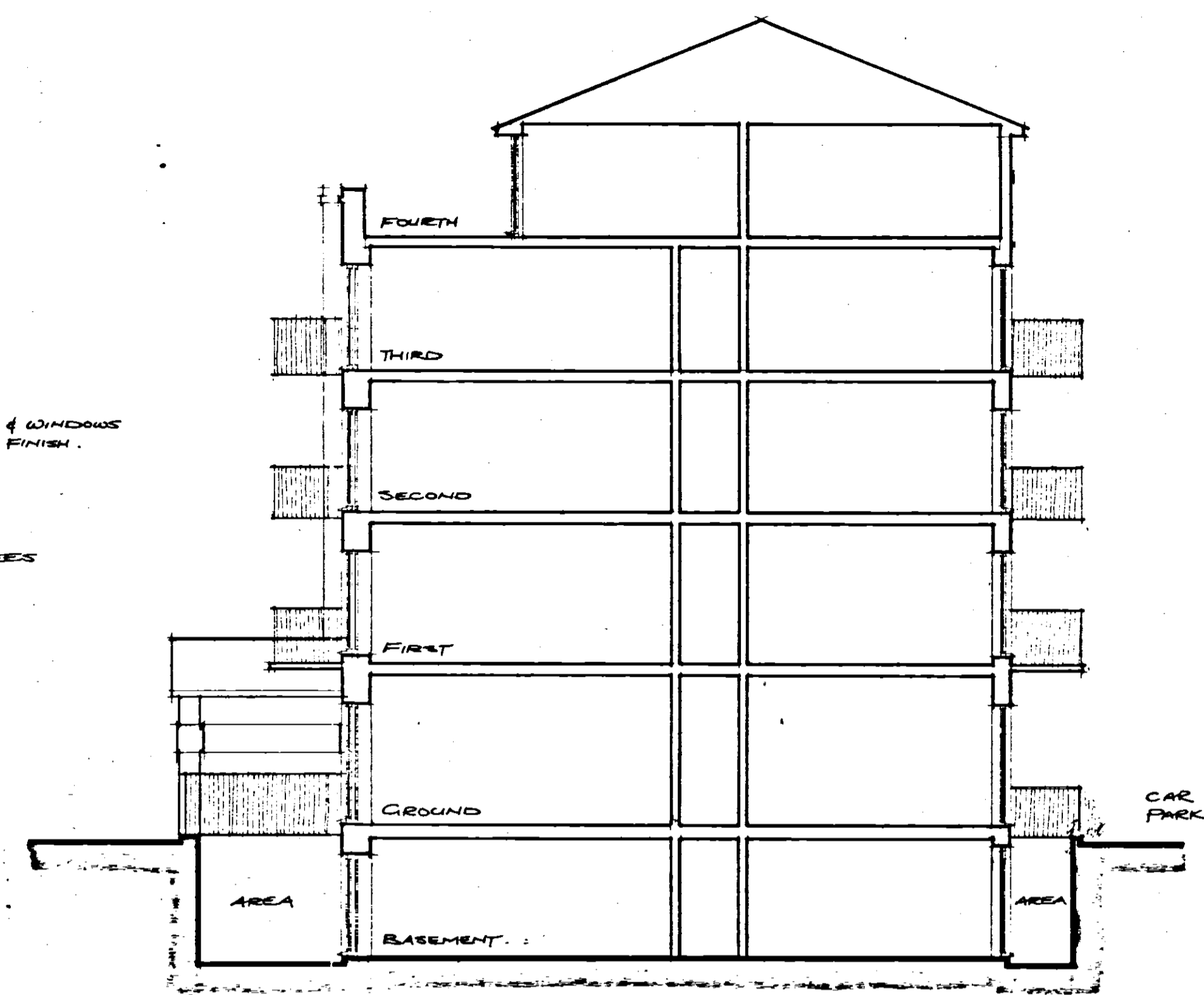
Org Title
 PROPOSED BASEMENT
 LAYOUT

Scale	Date	Drawn	Checked
1:100	JUNE 1983	FS.	

Job no.	Org. no.	Rev
H671	26	A



PROPOSED ELEVATION TO WELLCLOSE SQUARE



PROPOSED SECTION




PROPOSED ELEVATION TO CABLE STREET

SCHEDULE OF ACCOMMODATION

	STUDIO FLAT	1 BED UNIT
FOURTH FLOOR	5	
THIRD FLOOR	9	2
SECOND FLOOR	9	2
FIRST FLOOR	9	2
MEZZANINE	1	
GROUND FLOOR AND BASEMENT	1	10
TOTALS	34	16

TOTAL N^o OF UNITS : 50
 PLUS 1 PHOTOGRAPHERS STUDIO AT BASEMENT LEVEL.



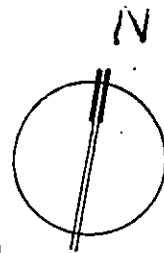

A. 12.8.83 SCHEDULE OF ACCOMMODATION REVISED
 Ref. Date Description Sig.
The Kirby Adair Newson Partnership
 23 Bull Plain, Hertford, Hertfordshire, SG14 1DX
 Telephone Hertford 59411 Chartered Architects

Job Title
**10-16 WELLCLOSE SQ.
 LONDON E.1.**

Drg Title
ELEVATIONS AND SECTION

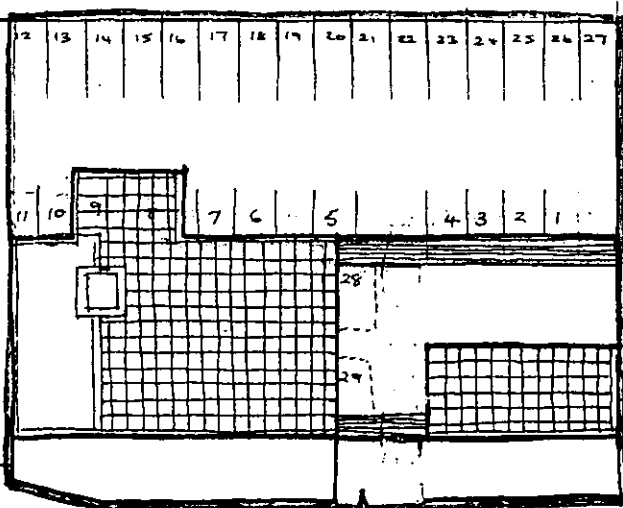
Scale	Date	Drawn	Checked
1:100	JUNE 1983	FE	

Job no.	Drg no.	Rev
H671	32	A



CABLE STREET

WILTONS THEATRE



WELLCLOSE SQUARE

The Kirby Adair Newson Partnership

FLATS FOR WELLCLOSE SQUARE LONDON

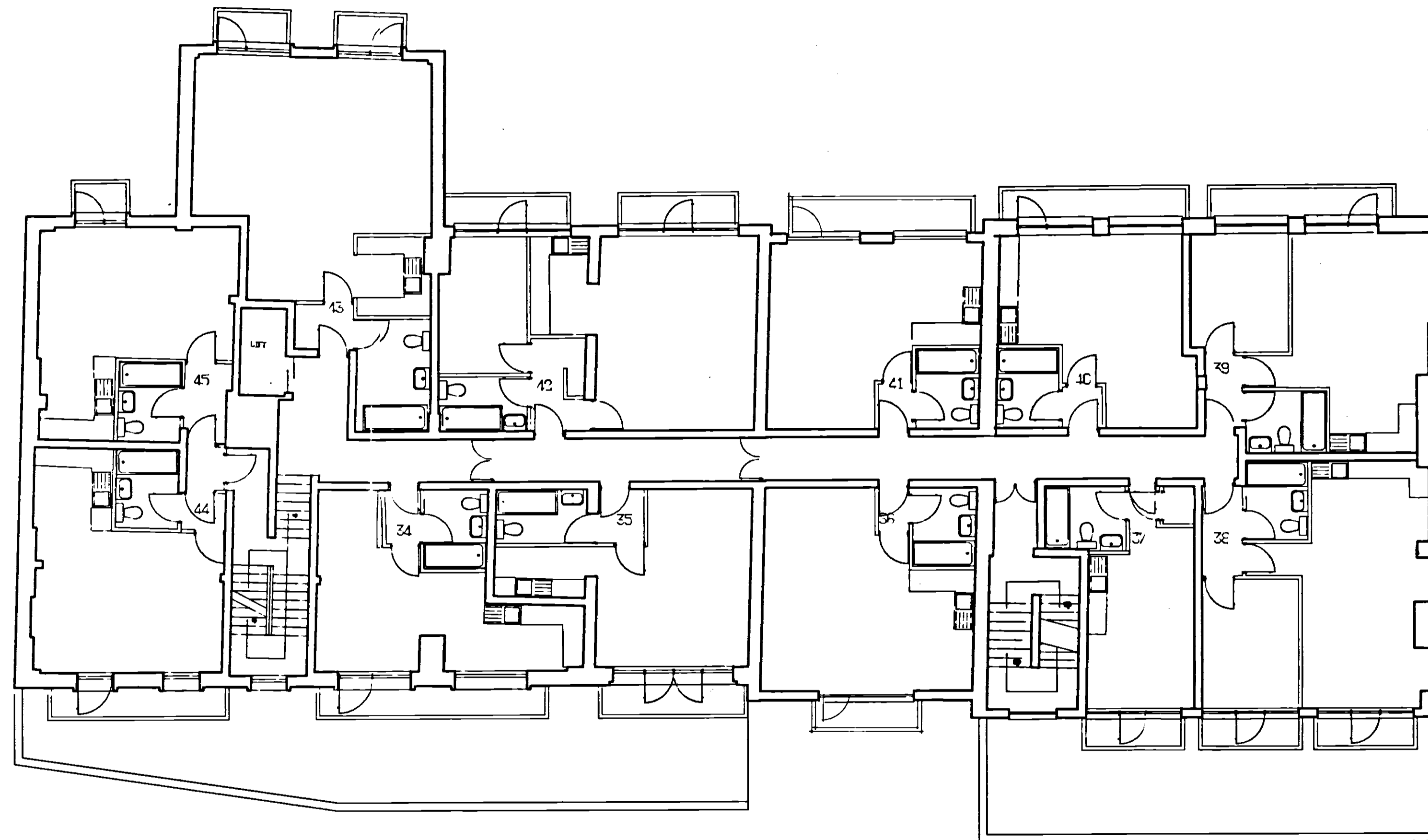
SITE PLAN I

30 car spaces


TP/15123

TOWN PLAN

H671/15 1:500

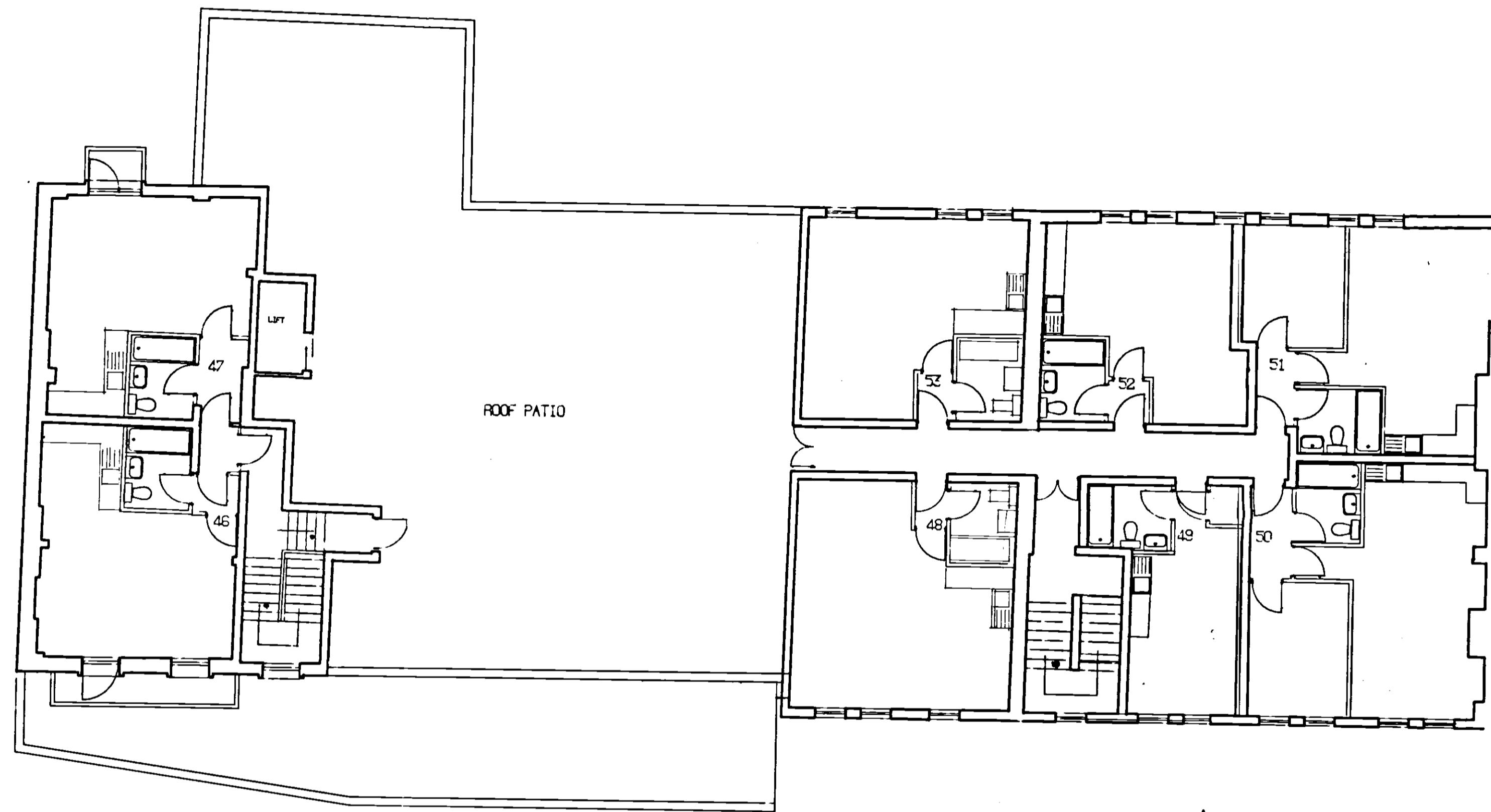


THIRD FLOOR PLAN




Ref	Date	Description	By
The Kirby Adair Newson Partnership 23 Bull Place, Hertford Hertfordshire, SG14 1DX Telephone Hertford 32411			
Job title FLATS FOR WELLCLOSE SQUARE LONDON			
Dwg title PROPOSED THIRD FLOOR PLAN			
Scale	Date	Drawn	Checked
1:100	APRIL 83		
TP/15103			
Job no.	Dwg no.	Rev	
4671	10		

15



FORTH FLOOR PLAN



Ref	Date	Description	By
The Kirby Adams Newson Partnership 25 Bell Place, Hertford Hertfordshire, SG14 1DX Telephone Hertford 38411			
Job title FLATS FOR WELLCLOSE SQUARE LONDON			
Dy title PROPOSED FORTH FLOOR PLAN			
Scale 1:100	Date APRIL 83	Drawn	Checked
715103			
Job no. H671	IS	Dy no. 11	Rev

This drawing is the copyright of the architect and is not to be reproduced without permission. ©

Figured dimensions to be used: Do not scale

All dimensions and particulars to be checked on site before work is commenced.

Notes


11.850 TOP OF GROUND FLOOR SLAB.
11.690 UPSIDE OF GROUND FLOOR SLAB.
11.960 } 850 VENT OPENING.
10.710 }
10.510 PAVEMENT LEVEL.

9.225 BASEMENT LEVEL.

11.850 GROUND FLOOR SLAB.
11.690 UPSIDE OF GROUND FLOOR SLAB.

9.445 CAR-PARK ENTRANCE LEVEL.
9.225 BASEMENT LEVEL.
9.075 ESCAPE PASSAGEWAY LEVEL.

BASEMENT FLOOR AREA 500.5 m²
TOTAL AREAS OF OPENINGS 36.43 m².



E	9.6.85	Drainage amended	
D	19.7.85	VENTILATION OPENINGS AMENDED.	
C	4.7.85	DRAINAGE LAYOUT AMENDED.	
B	10.6.85	I.C. SHOWN ON THE PLAN.	
A	22.5.85	DRAINS LAYOUT AMENDED.	
rev	date	description	sign

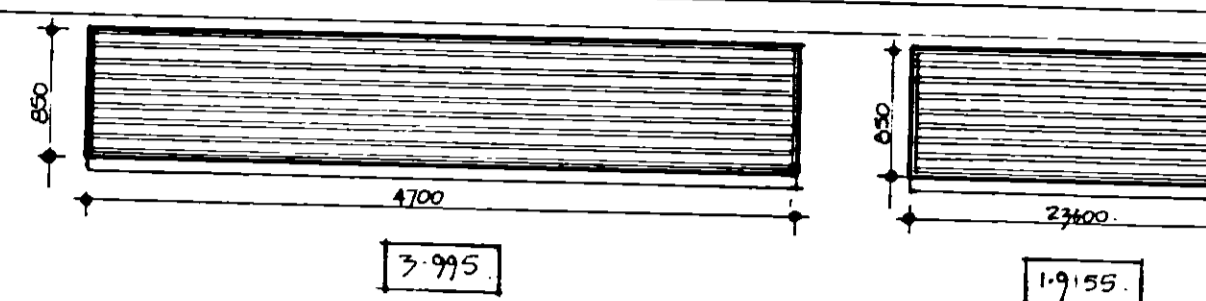
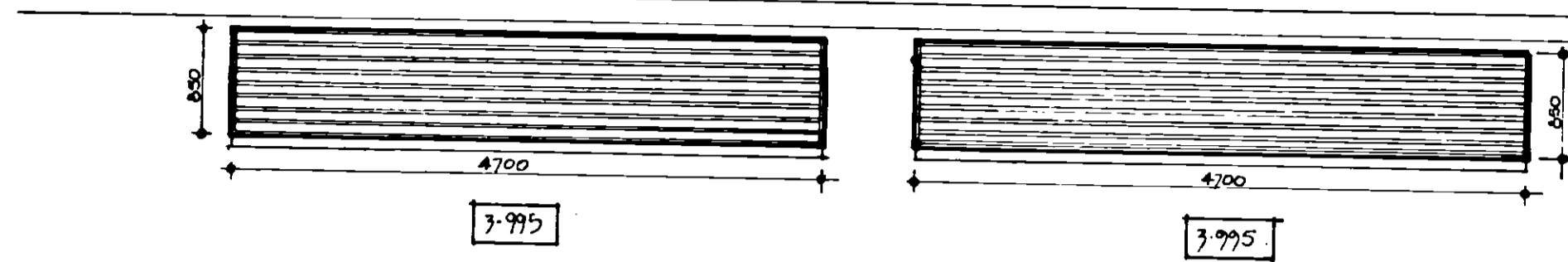
The Kirby Adair Newson Partnership
Chartered Architects
23 Bull Plan
Hertford
Hertfordshire SG14 1DX
Telephone:
Hertford (0992) 59411

10-16 WELLCLOSE SQUARE
LONDON E1

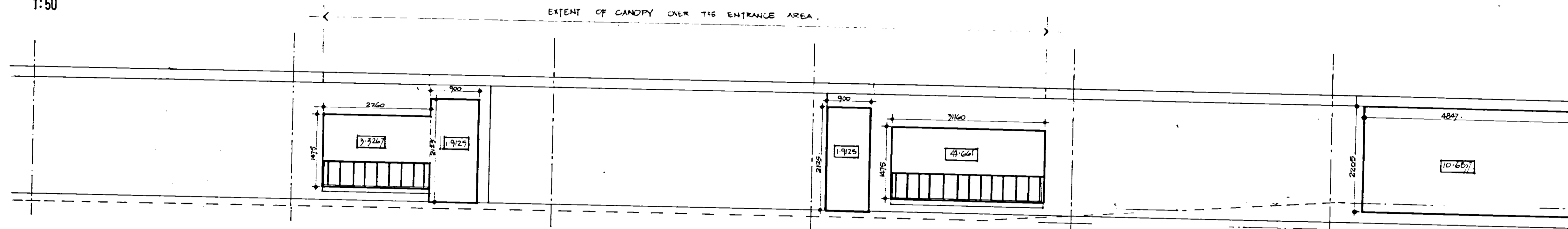
CAR-PARK VENTILATION

scale	date	drawn	checked
1:5, 1:50, 1:100	MAY 1985		

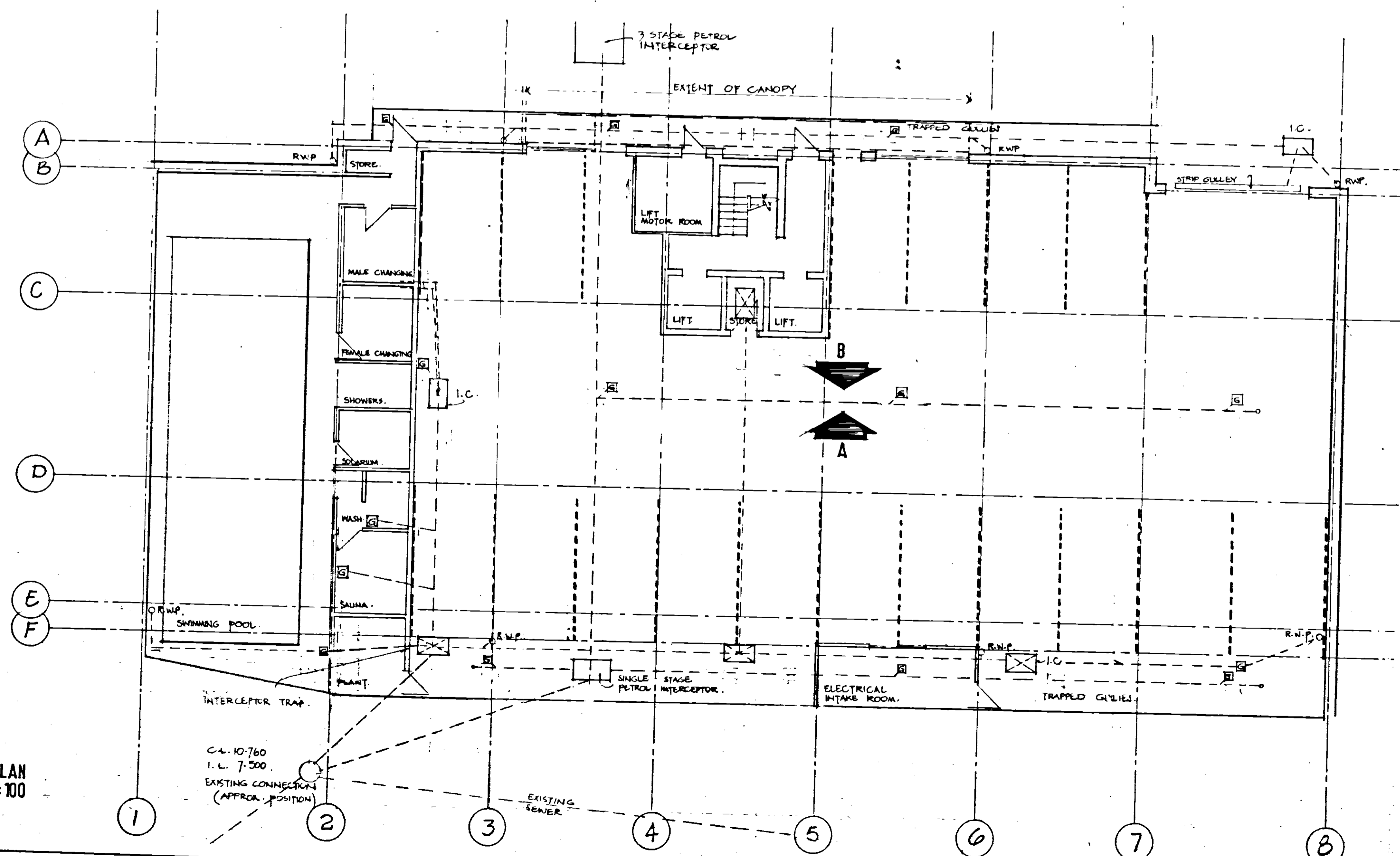
job no	dig no	rev
H726/57/01		E



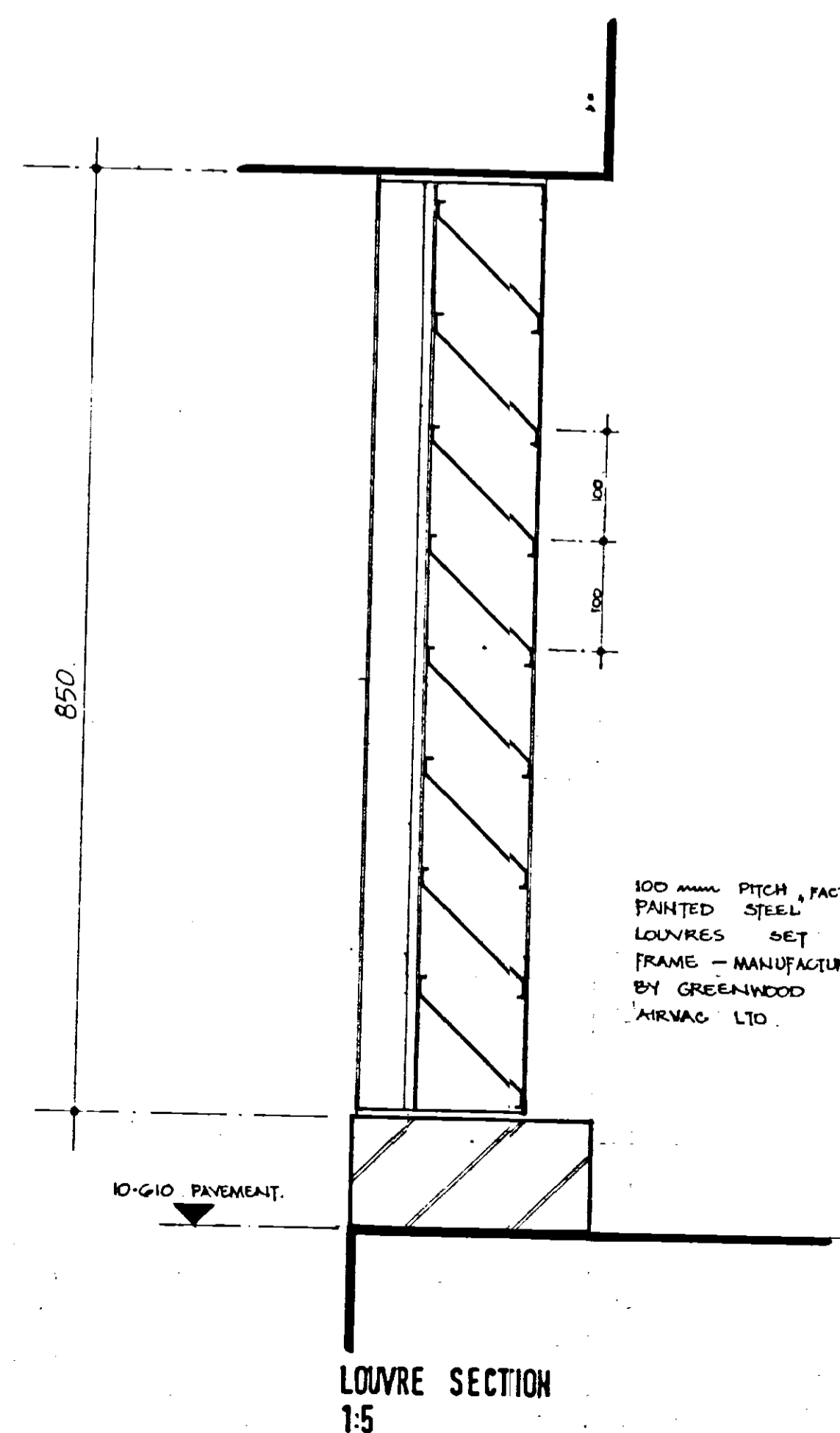
INTERNAL ELEVATION B
1:50



INTERNAL ELEVATION A
1:50



PLAN
1:100



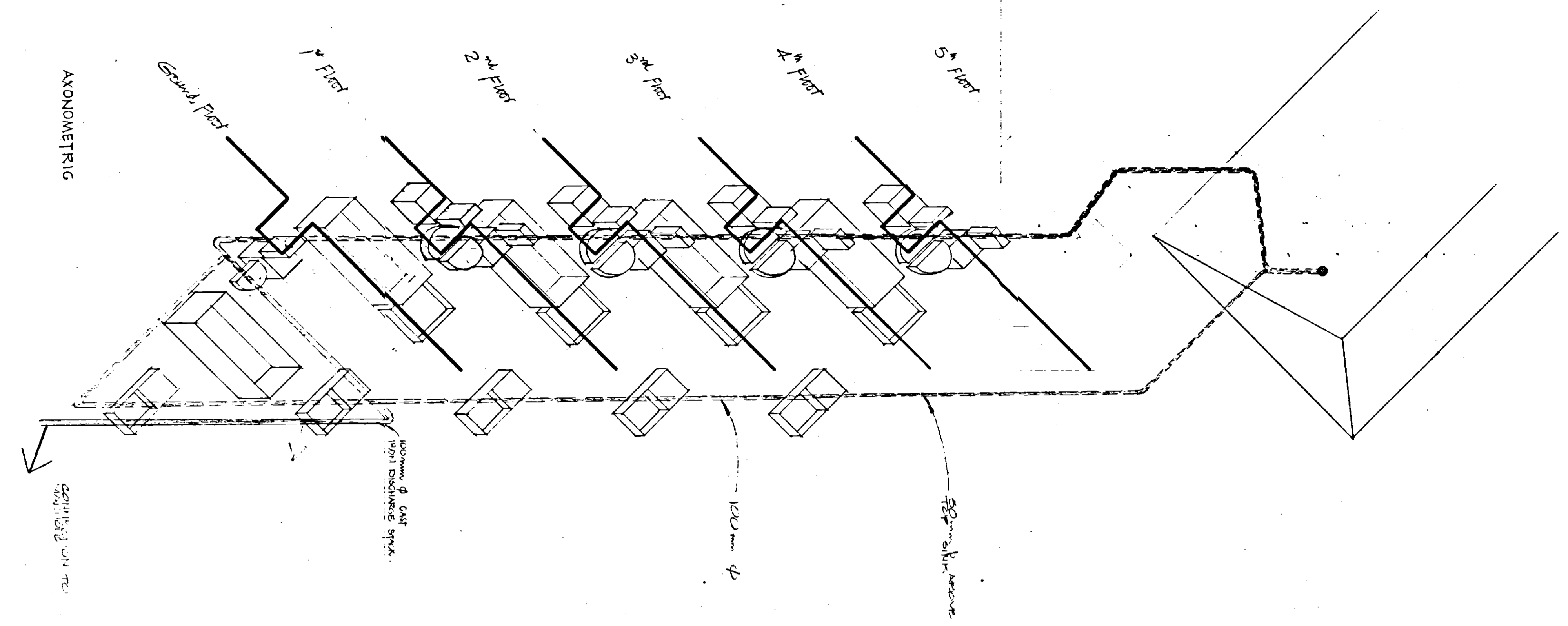
LOUVRE SECTION
1:5

This drawing is the copyright of the architect and is not to be reproduced without permission. ©

Figured dimensions to be used : Do not scale

All dimensions and particulars to be checked on site before work is commenced.

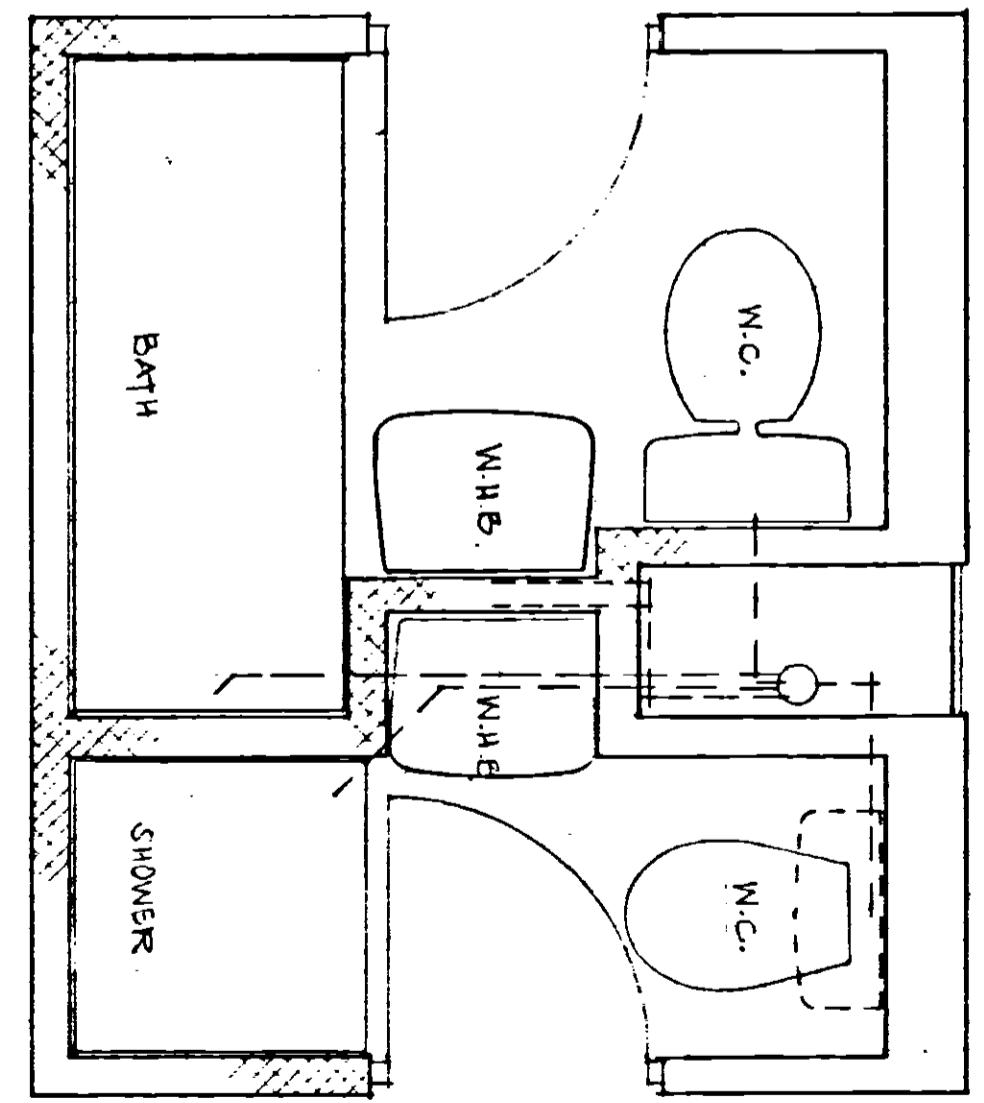
Notes
 THIS DRAWING TO BE READ IN CONJUNCTION WITH H726/52/05 FOR DETAILS ON FALLS, CONNECTIONS & PIPE SIZES.



AXONOMETRIC

CONTINUED ON THE NEXT SHEET

PLAN.
 SCALE 1:20



32mm Ø DISCHARGE CONNECTIONS FROM BATH, W.I.B., SHOWER & SINK INTO 100mm Ø C:1.1 STACK.
 FOR DETAILS ON STACK CONNECTIONS, OFF-SET SECTIONS & FALLS REFER TO SBO. H726/52/05
 INTERNAL BRIMBORES ARE MECHANICALLY VENTILATED.

A 110 E/S SINKS & SVP STACK ADDED RGD

rev	date	description	sign

The Kirby Adair Newson Partnership
 Chartered Architects
 23 Bull Plain
 Hertford
 Hertfordshire SG14 1DX
 Telephone:
 Hertford (0992) 59411

job title
 10 - 16 WELLCLOSE SQUARE
 LONDON E1

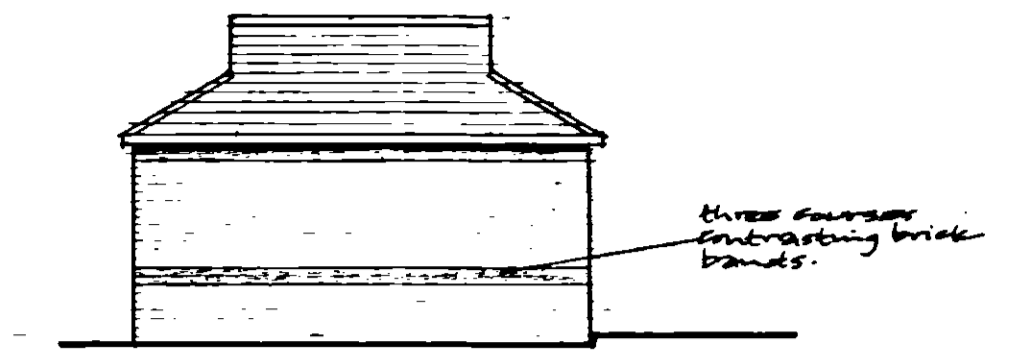
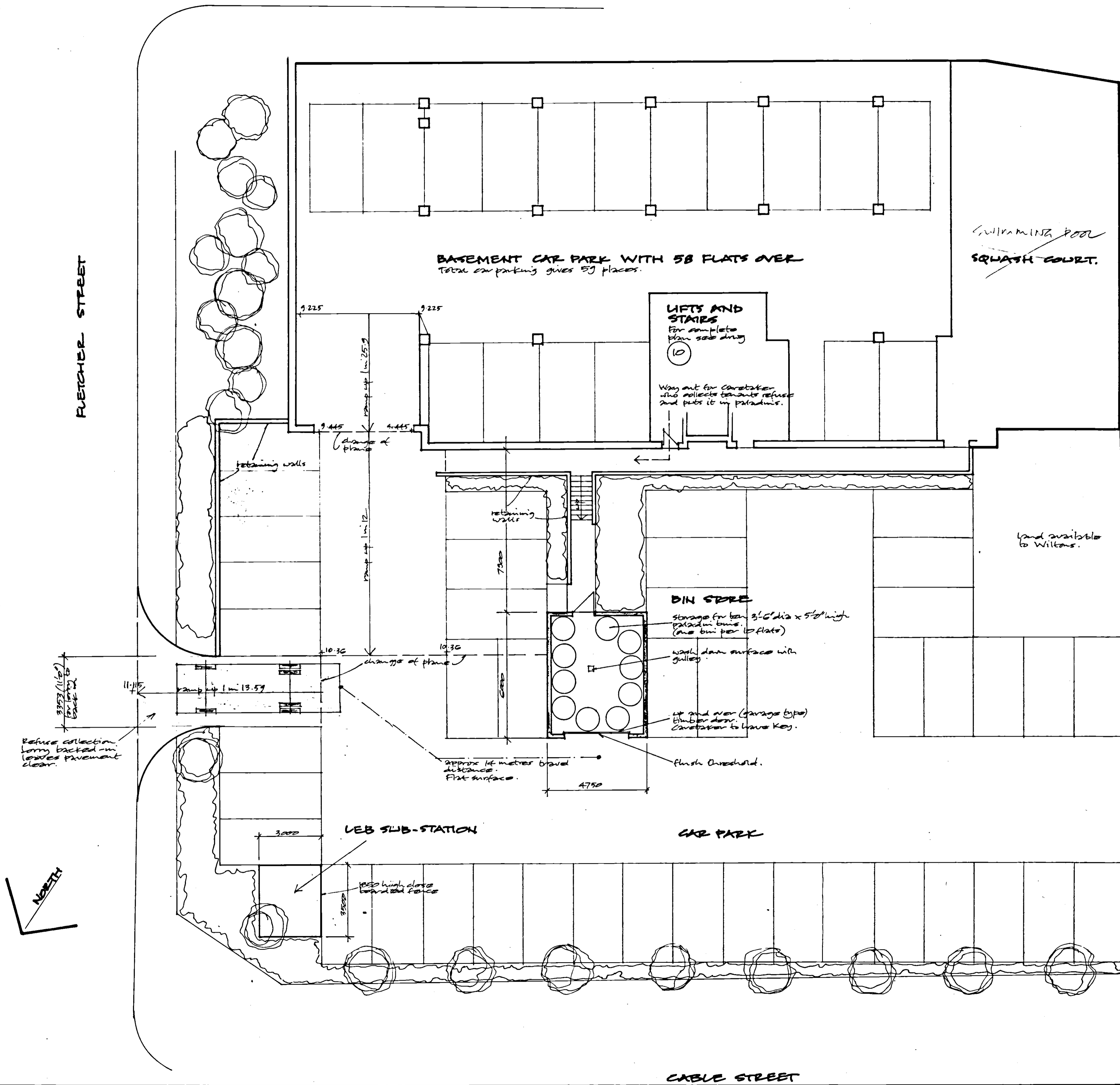
drg title
 SOIL STACK DETAILS
 & AXONOMETRIC

SHEET 2

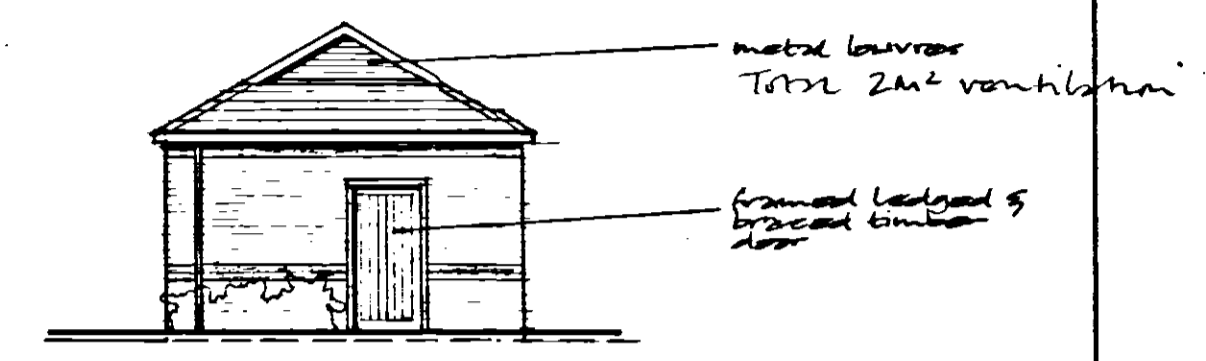
scale	date	drawn	checked
1:20	AUG '05		

job no	drg no	rev
H726/52/05		A

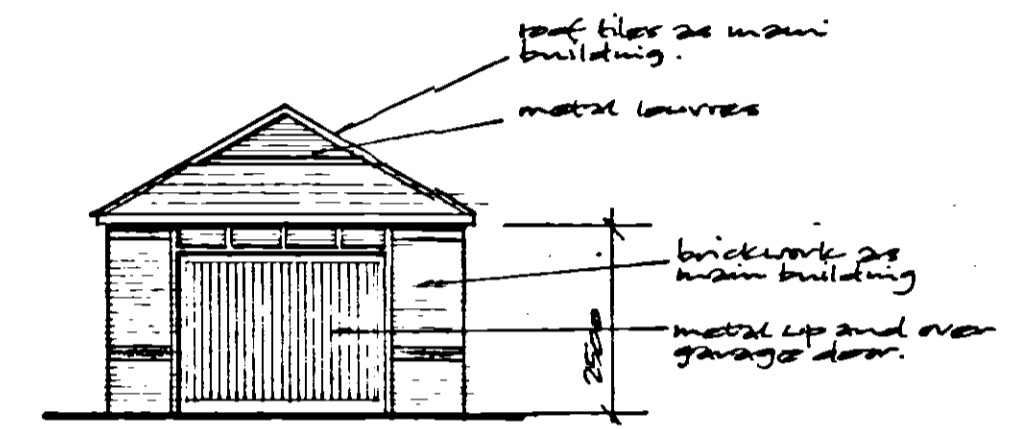
WELLCLOSE SQUARE



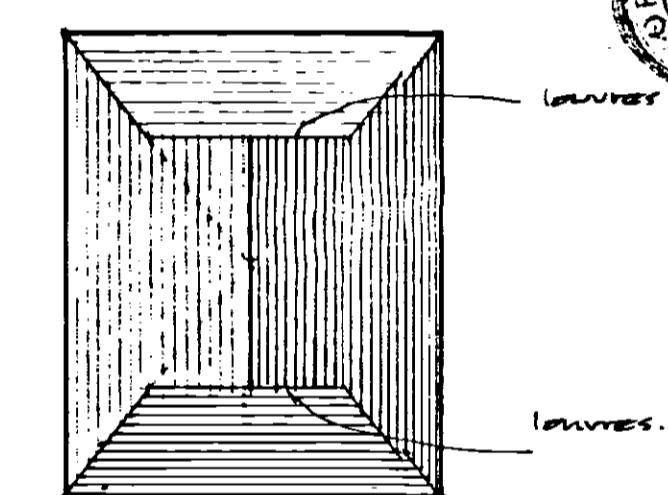
SIDE ELEV (handed)



REAR ELEV

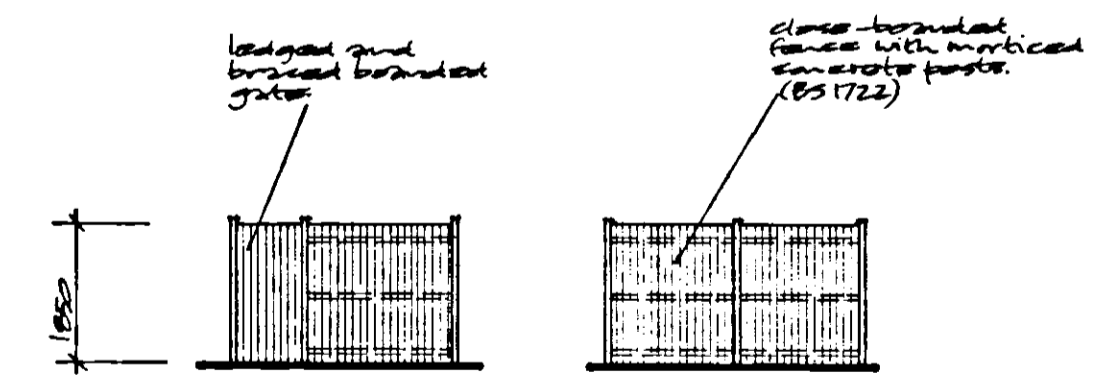


FRONT ELEV



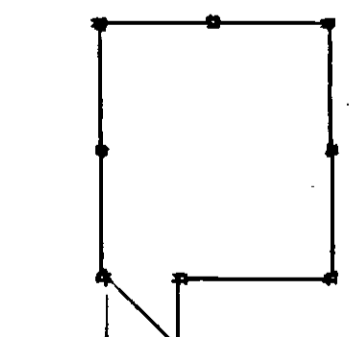
ROOF PLAN

DETAILS OF BIN STORE

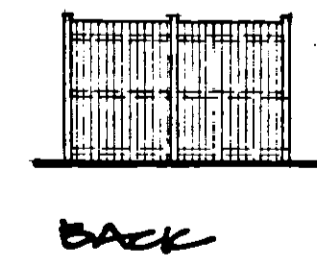


FRONT

SIDE (handed)



PLAN



DETAILS OF LEB SUB STATION
see also London Electricity Board (NE Division) standard drawing 1/10

This drawing is the copyright of the architect and is not to be reproduced without permission. ©
Figured dimensions to be used : Do not scale
All dimensions and particulars to be checked on site before work is commenced.

Notes

b/ 17-85 Details at sub-station added.
A/ 16-85 LEB sub-station added.

rev	date	description	sign



The Kirby Adair Newson Partnership
Chartered Architects
23 Bull Plan
Hertfordshire SG14 1DX
Telephone: Hertford (0992) 59411

job title
FLATS AT WELLCLOSE SQUARE

drg title
REFUSE COLLECTION AND STORAGE

scale	date	drawn	checked
1:100	10-4-85	GL	


job no	drg no	rev
H726	52/04	B

This drawing is the copyright of the architect and is not to be reproduced without permission. ©

Figured dimensions to be used: Do not scale

All dimensions and particulars to be checked on site before work is commenced.

Notes



rev	date	description	sign
B	15.8.85.	FIRE RESISTING PENETRATION SEALS SPECIFIED.	
A	11/6/85	KITCHEN SINK POSITION REVISED	cbt

The Kirby Adair Newson Partnership
 23 Bull Plain, Hertford, Hertfordshire SG14 1DX
 Telephone Hertford (0992) 59411
 Chartered Architects

job title
10-16 WELLCLOSE SQUARE

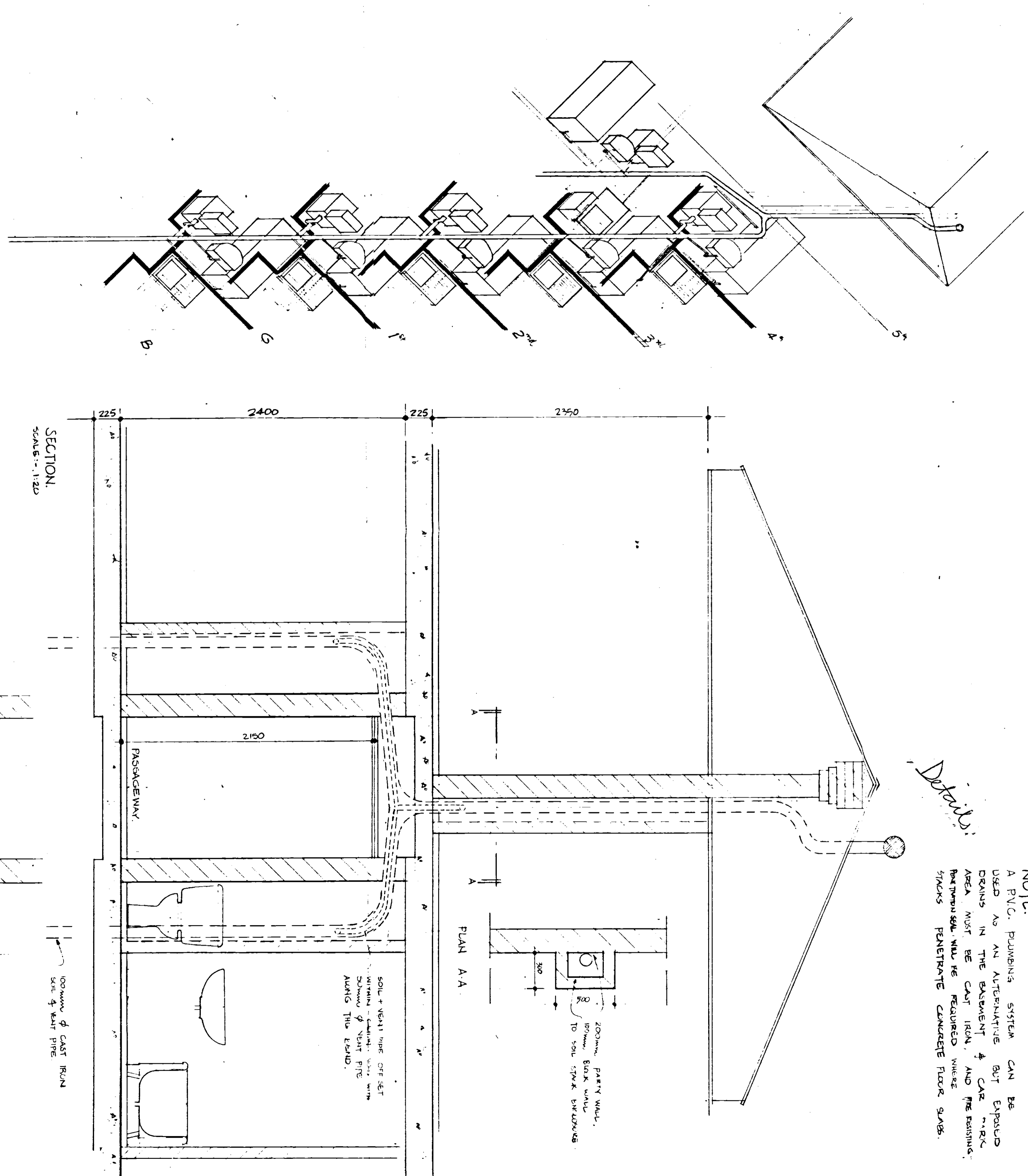
dig title
SOIL STACK DETAILS & AXONOMETRIC

scale	date	drawn	checked
1:20	APR. 85.		

job no	dig no	rev
H 726/52/03		B

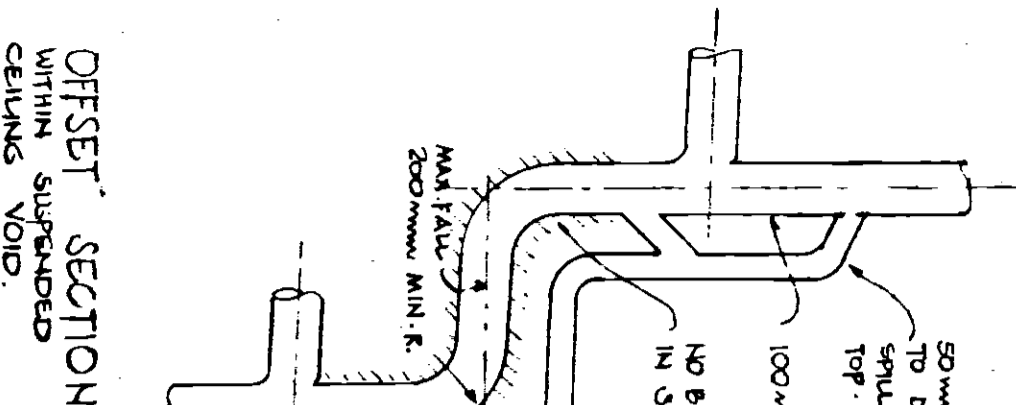
Details:

NOTE:
 A P.V.C. PLUMBING SYSTEM CAN BE USED AS AN ALTERNATIVE BUT EXPANDED DRAINS IN THE BASEMENT & CAR PARK AREA MUST BE CAST IRON, AND THE EXISTING PATTERNS SHALL BE REPAIRED WHERE STACKS PENETRATE CONCRETE FLOOR SLABS.



AXONOMETRIC.

SECTION.
 SCALE: 1:20



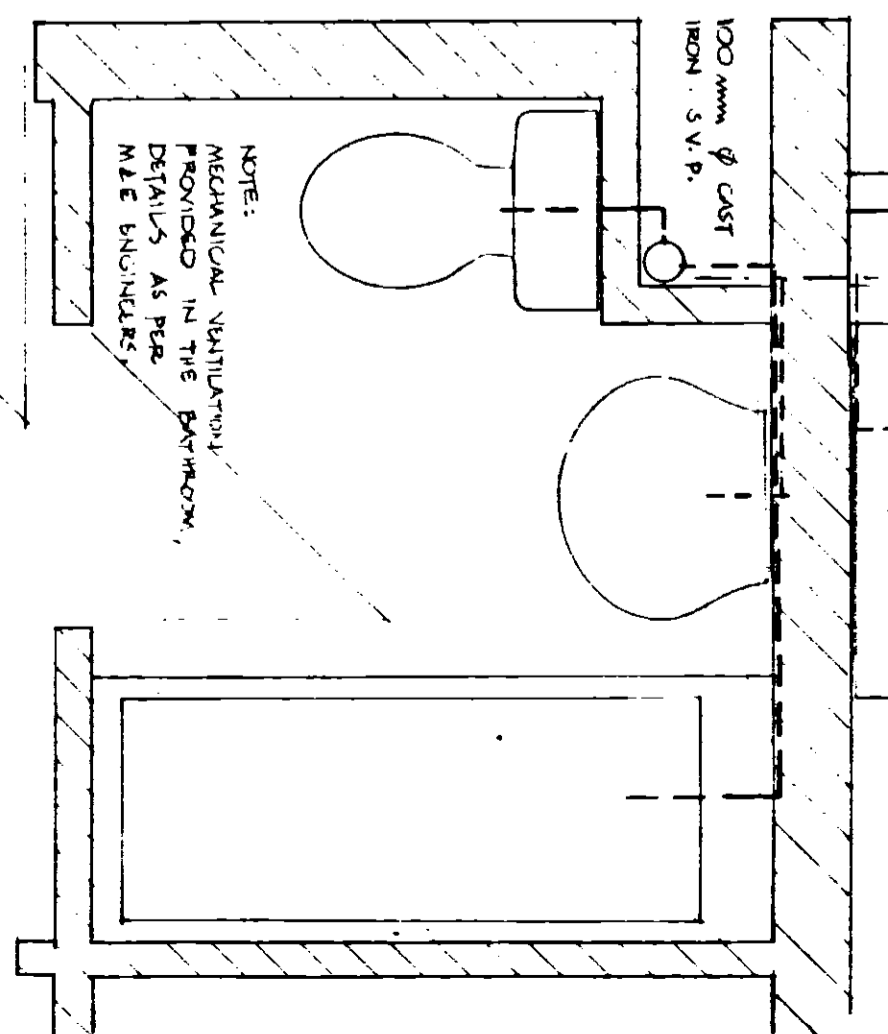
S & V PIPE CONNECTION.

PLAN.
 SCALE: 1:20

3mm thick plate from KIRKBY SINK, N.H.E. & BATH INTO ROOMS & C.I. SPACE

SOIL & VENT PIPE OFFSET WITHIN CARPARK AREA. WITH 300mm & VENT PIPE AVOID THIS END.

100mm & CAST IRON SOIL & VENT PIPE



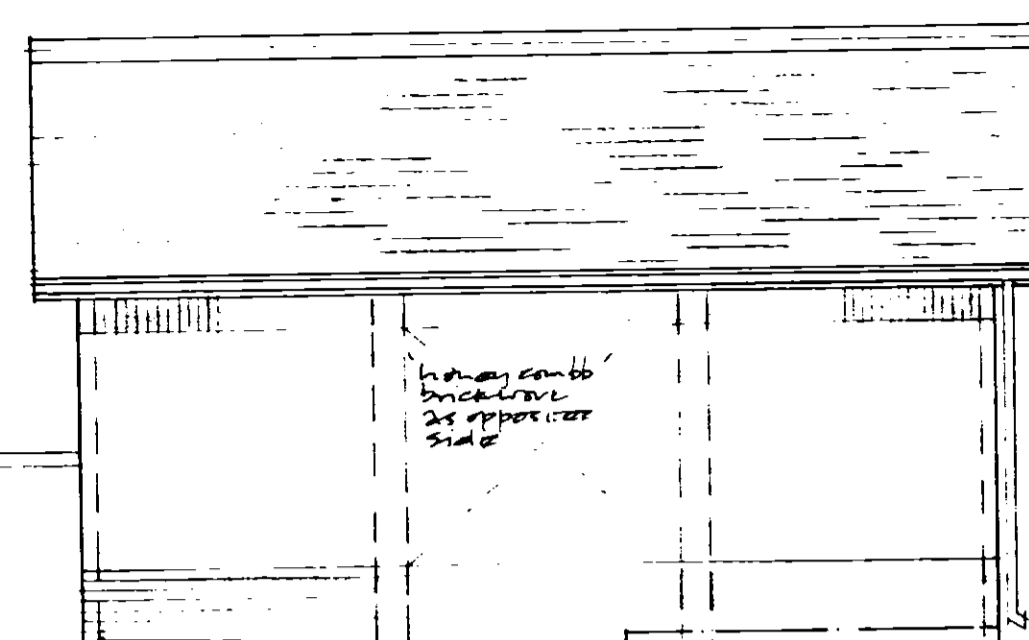
NOTE: MECHANICAL VENTILATION PROVIDED IN THE BATHROOM, N.H.E. BUILDERS.

This drawing is the copyright of the architect and is not to be reproduced without permission. ©

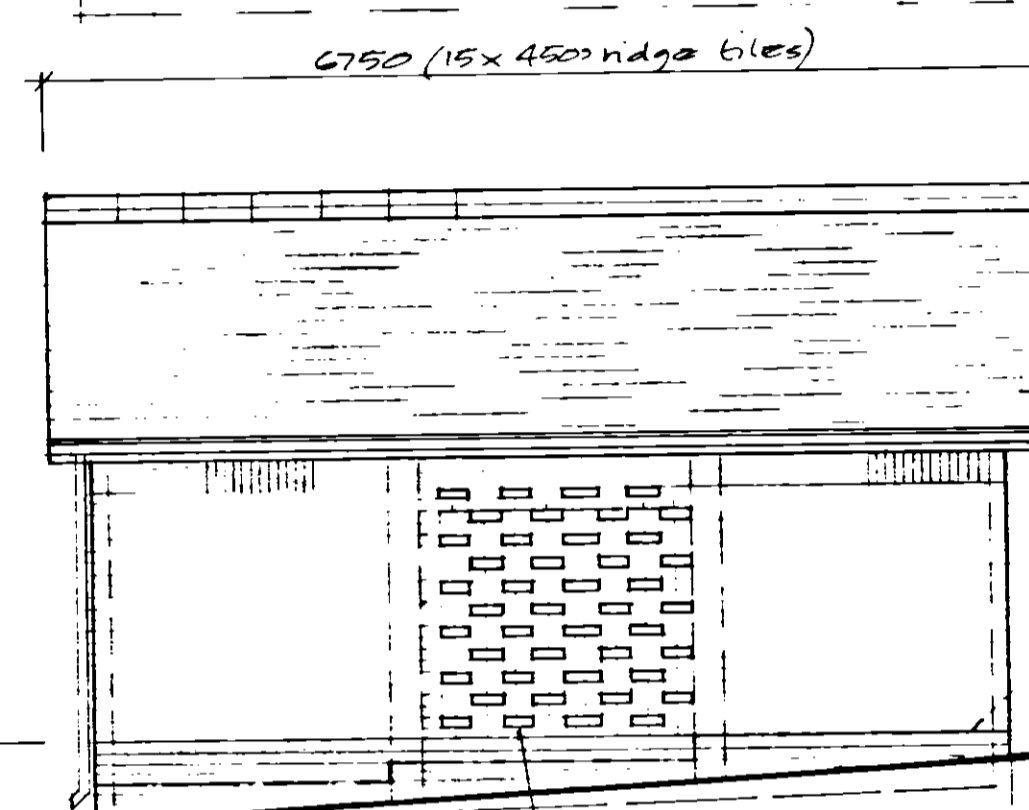
Figured dimensions to be used: Do not scale

All dimensions and particulars to be checked on site before work is commenced.

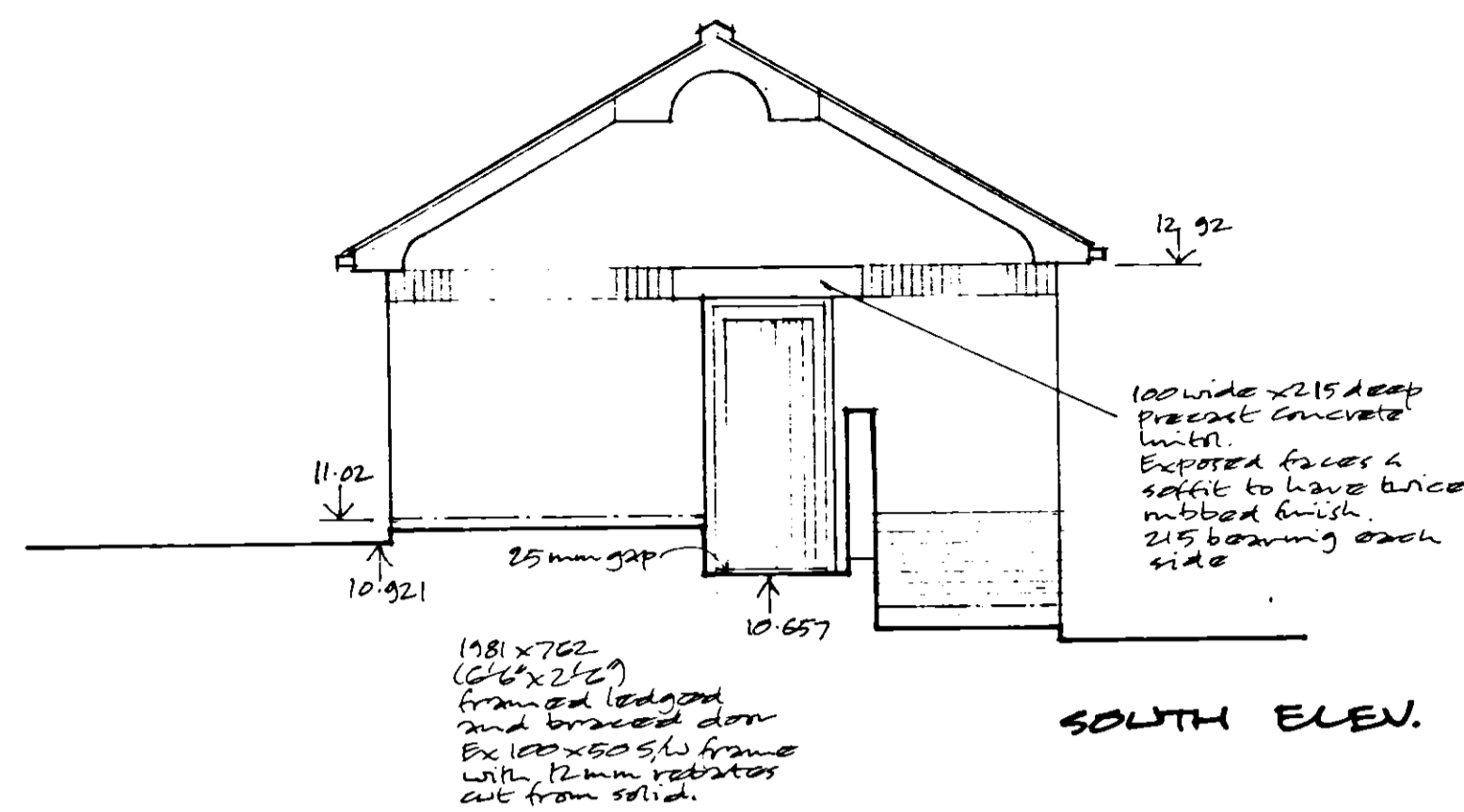
Notes



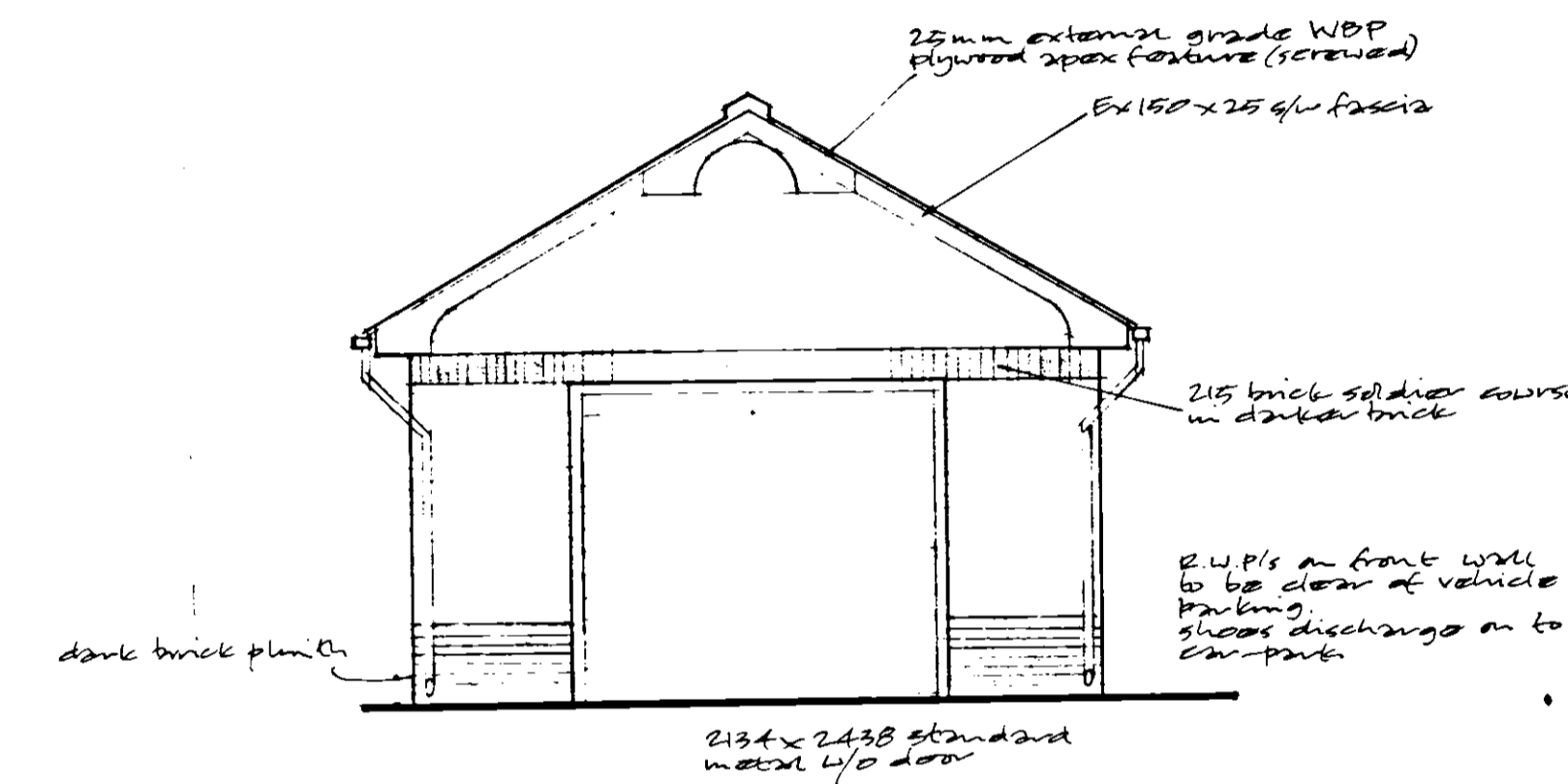
EAST ELEV



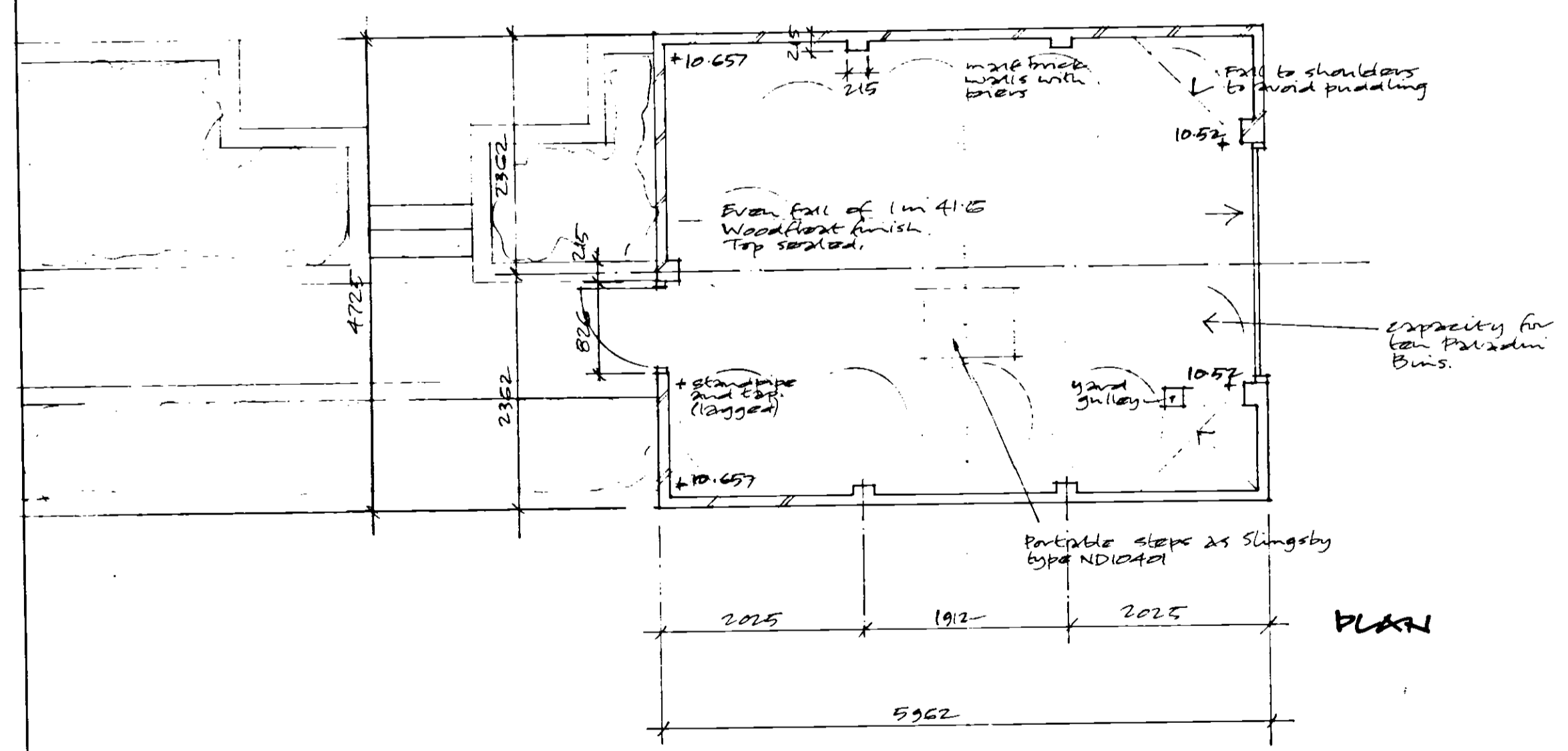
WEST ELEV



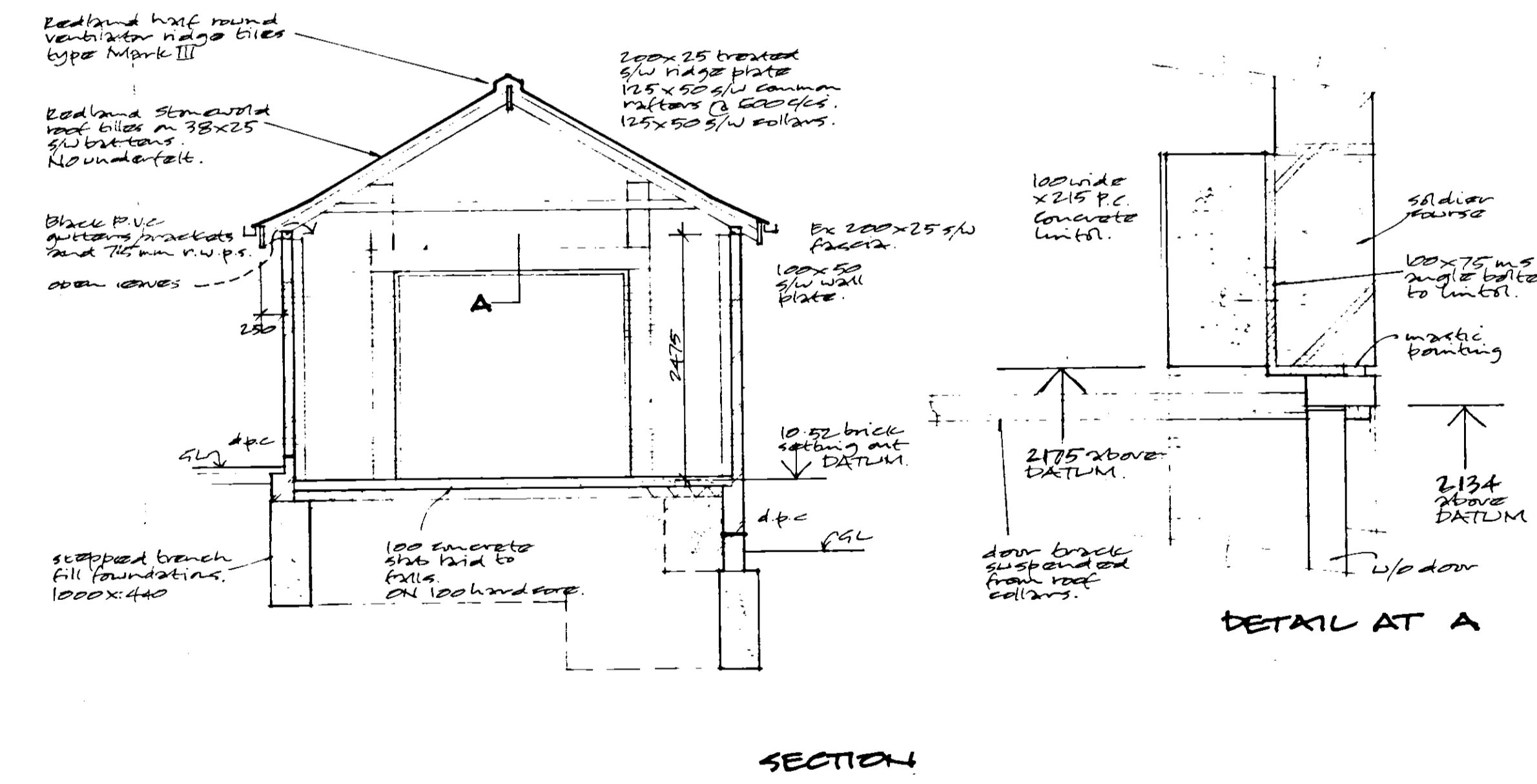
SOUTH ELEV.



NORTH ELEV



PLAN



SECTION

DETAIL AT A



rev	date	description	sign
-----	------	-------------	------

The Kirby Adair Newson Partnership
Chartered Architects
23 Bull Plain
Hertford
Hertfordshire SG14 1DX
Telephone:
Hertford (0992) 59411


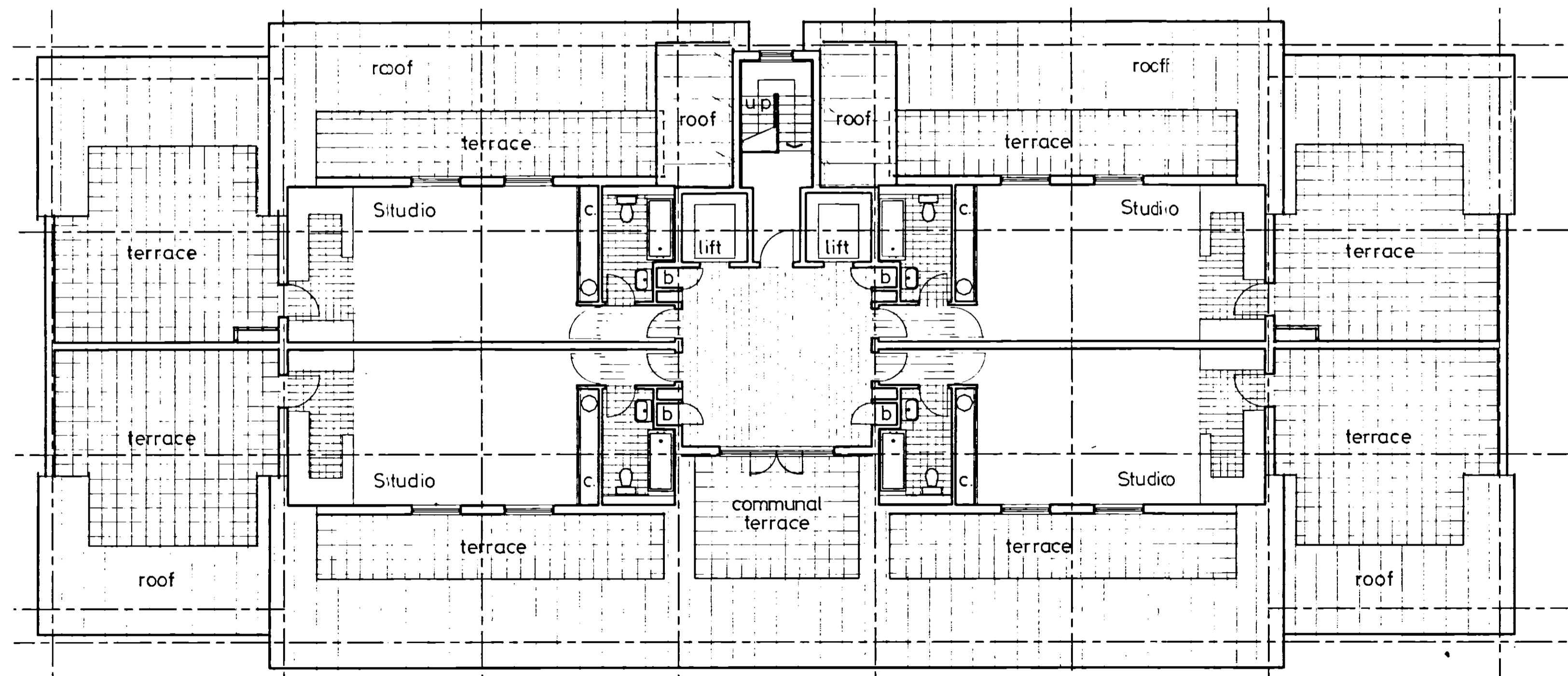
job title
FLATS AT WELLCLOSE SQUARE

drg title
REFUSE STORE

scale	date	drawn	checked
1:50	1.8.85	LNK	

job no	drg no	rev
H726	30/05	

Exempt
S.149(6)(iii)



A 17/9/84. FEEDMAN P.S.

Ref	Date	Description	By

The Kirby Adair Newson Partnership
 23 Bull. Place, Hertford
 Hertfordshire, SG14 1DX
 Telephone Hertford 58411

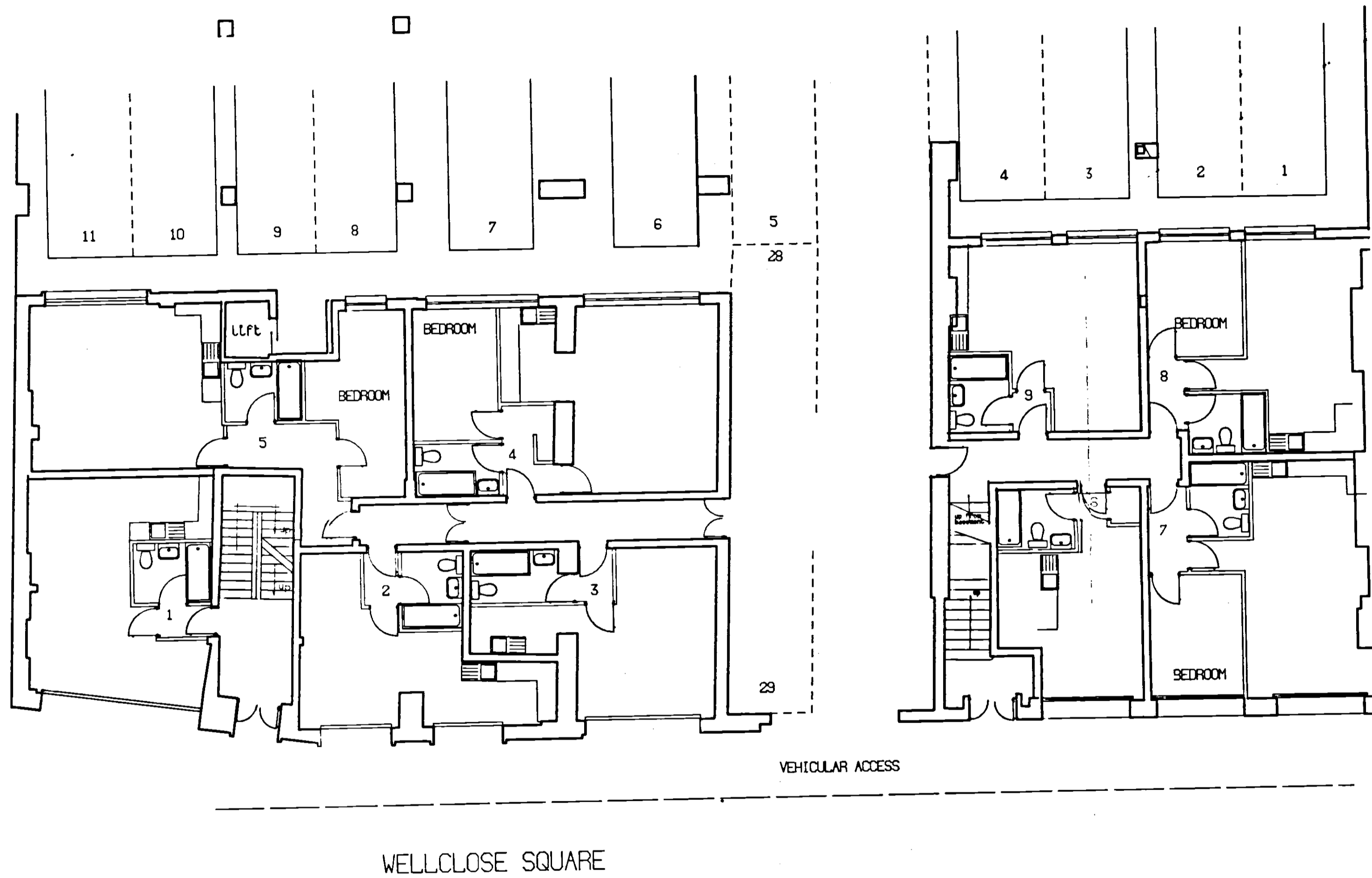
Job title
10-16 WELLCLOSE SQUARE

Dwg Title
**PROPOSED LAYOUT
 FLOOR - 5**

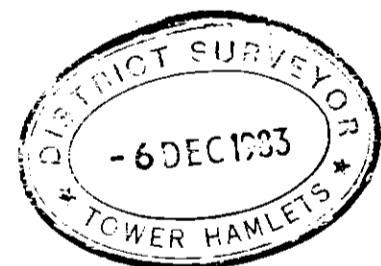
Scale	Date	Drawn	Checked
1:100	SEPT '84		

TP/16531

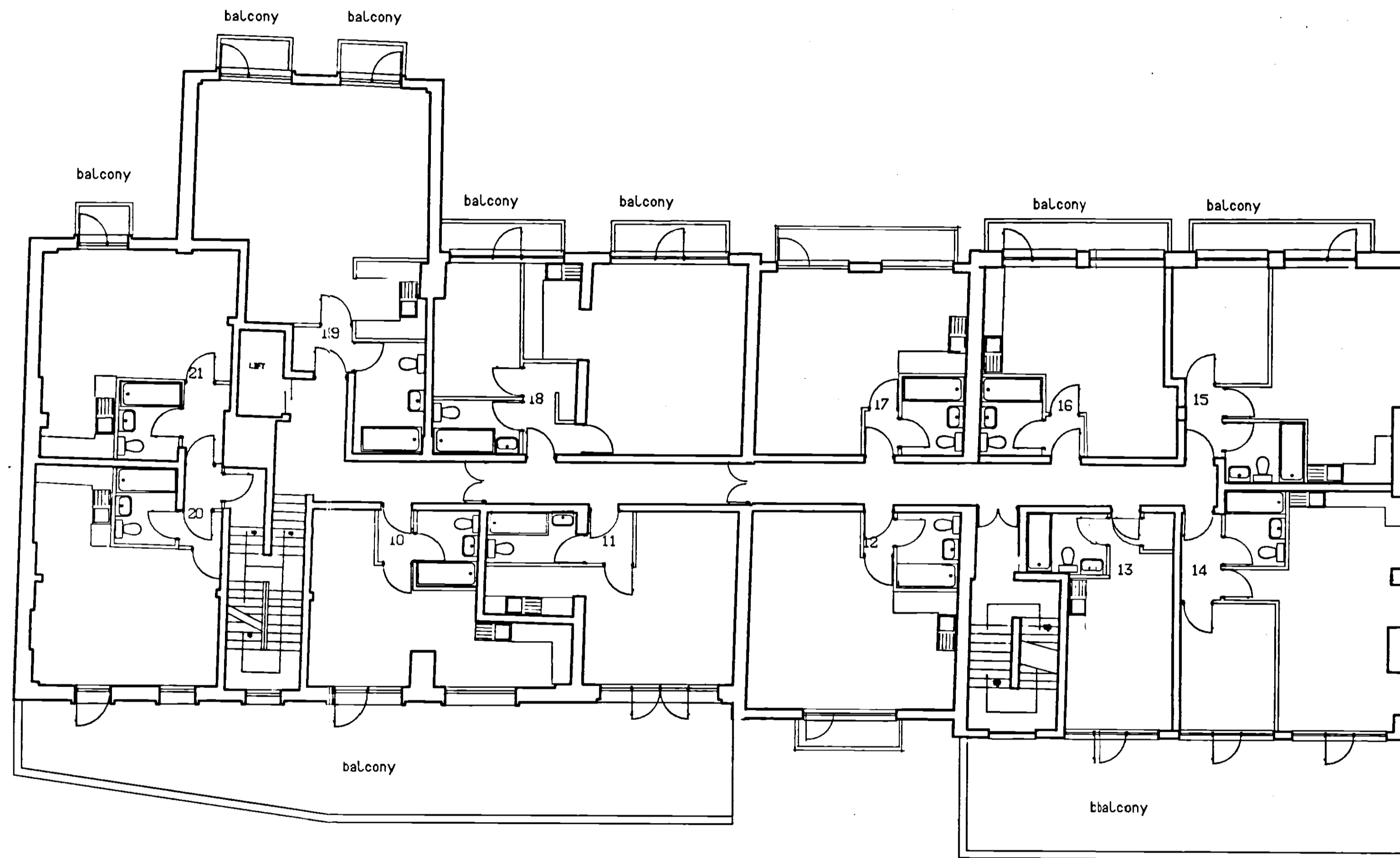
JACOM/N PLANNING SECTION	Dwg. nos.	Rev
H726	04	A




GROUND FLOOR PLAN




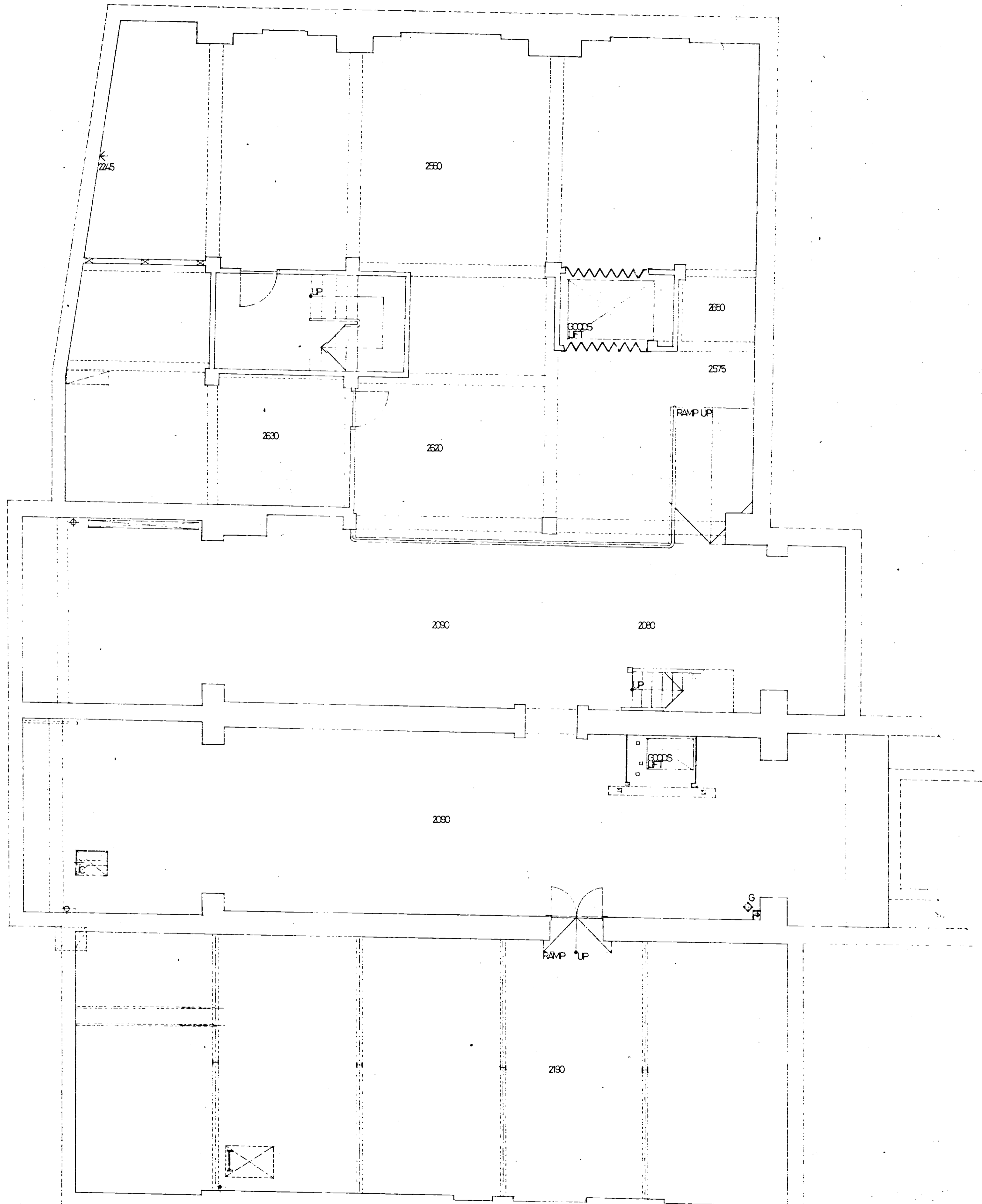
Ref	Date	Description	By
The Kirby Adair Newson Partnership 25 Bell Place, Hertford Hertfordshire SG14 1JX Telephone Hertford 25411 Chartered Architects			
Job title FLATS FOR WELLCLOSE SQUARE LONDON			
Dwg title PROPOSED GROUND FLOOR PLAN			
Scale 1:100	Date APRIL 83	Drawn	Checked
TP/15123			
Job no. H671	Dwg no. 07	Rev	



FIRST FLOOR PLAN



Ref	Date	Description	By
The Kirby Adair Newson Partnership 22 Bell Place, Hertford Hertfordshire, SG14 1DX Telephone Hertford 38411 Chartered Architects			
Job title FLATS FOR WELLCLOSE SQUARE LONDON			
Dwg title PROPOSED FIRST FLOOR PLAN			
Scale	Date	Drawn	Checked
1:100	APRIL 83		
TP/15103			
Job no.	Dwg no.	Rev	
H671	08		



Client
STEPHEN MORGAN

Job title
12-16 WELLCLOSE
SQUARE
LONDON E18 7HZ

Drawing title
SURVEY OF EXISTING
BASEMENT PLAN

Scale 1:50	Date FEB 83	Drawn
---------------	----------------	-------

PAVER & BROWN ARCHITECTS
17 BLACKLION LANE
LONDON W6 9TJ 01 351 2977

TP/15103

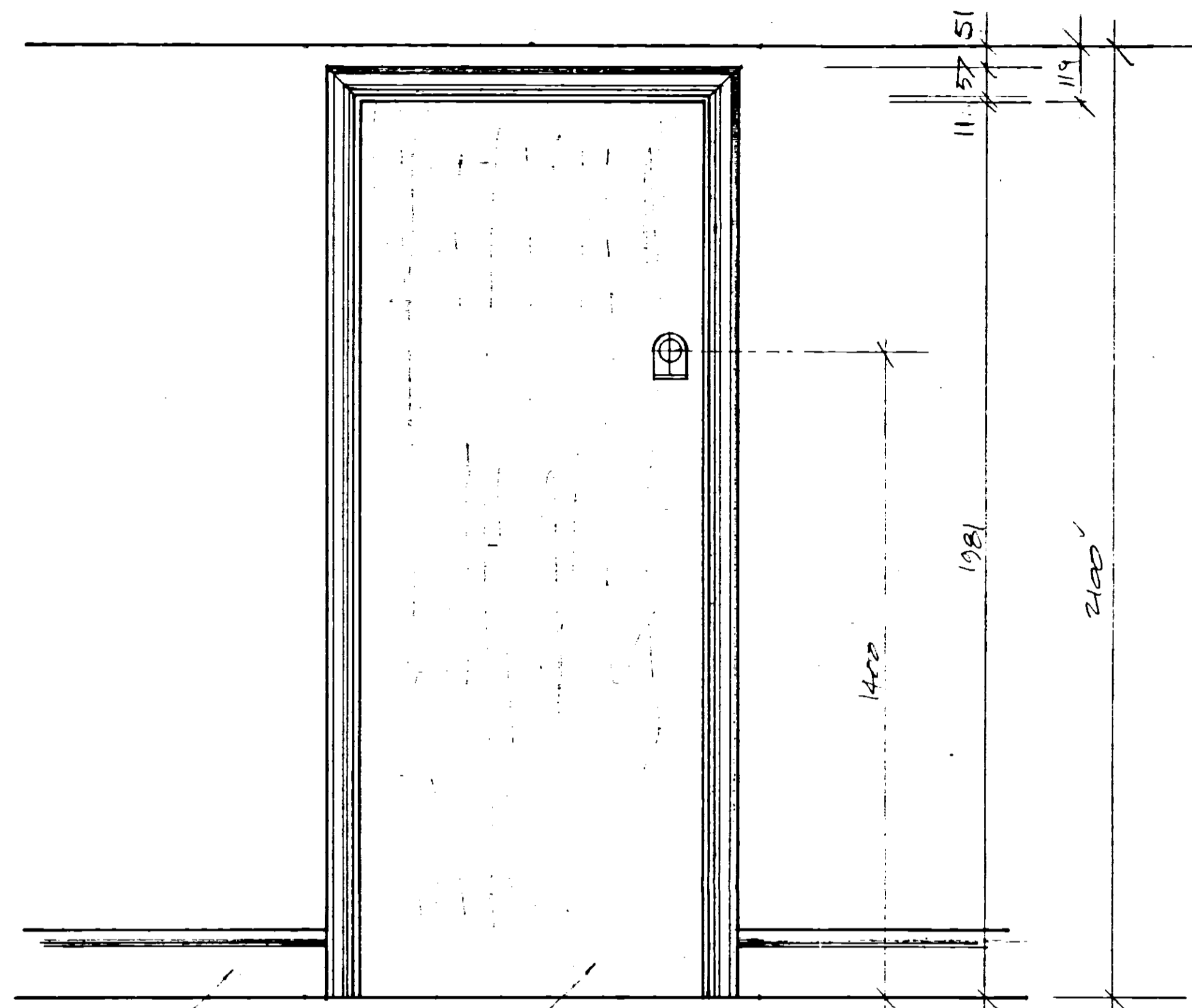
S	145/1
---	-------

This drawing is the copyright of the architect and is not to be reproduced without permission. ©

Figured dimensions to be used: Do not scale

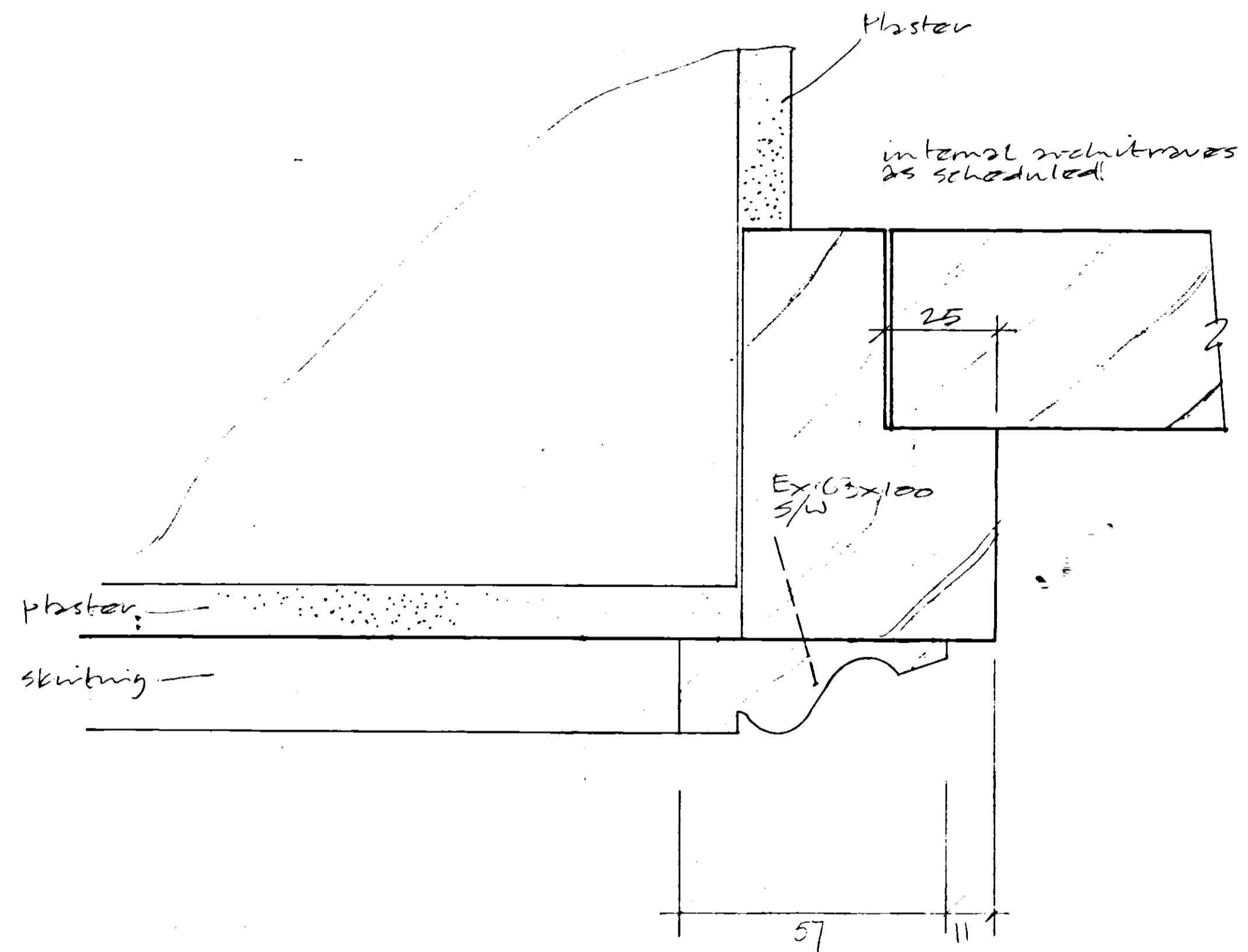
All dimensions and particulars to be checked on site before work is commenced.

Notes




25x150 nominal Torus profile skirting
 1981 x 762 (6 1/2" x 2 1/2") 1/2 hr FR handwood faced and lipped flush door, factory finished

TYPICAL ELEVATION



TYPICAL SECTION THROUGH JAMB



B 4.9.85 Architrave reduced
 A 13.8.85 Panelled door omitted.

rev	date	description	sign

The Kirby Adair Newson Partnership
 Chartered Architects
 23 Bull Plain
 Hertford
 Hertfordshire SG14 1DX
 Telephone:
 Hertford (0992) 59411

job title
**WELLCLOSE SQUARE
 LONDON E1**

drg title
**FLAT FRONT
 ENTRANCE DOORS**

scale	date	drawn	checked
1:10 FS	5.7.87	WR	

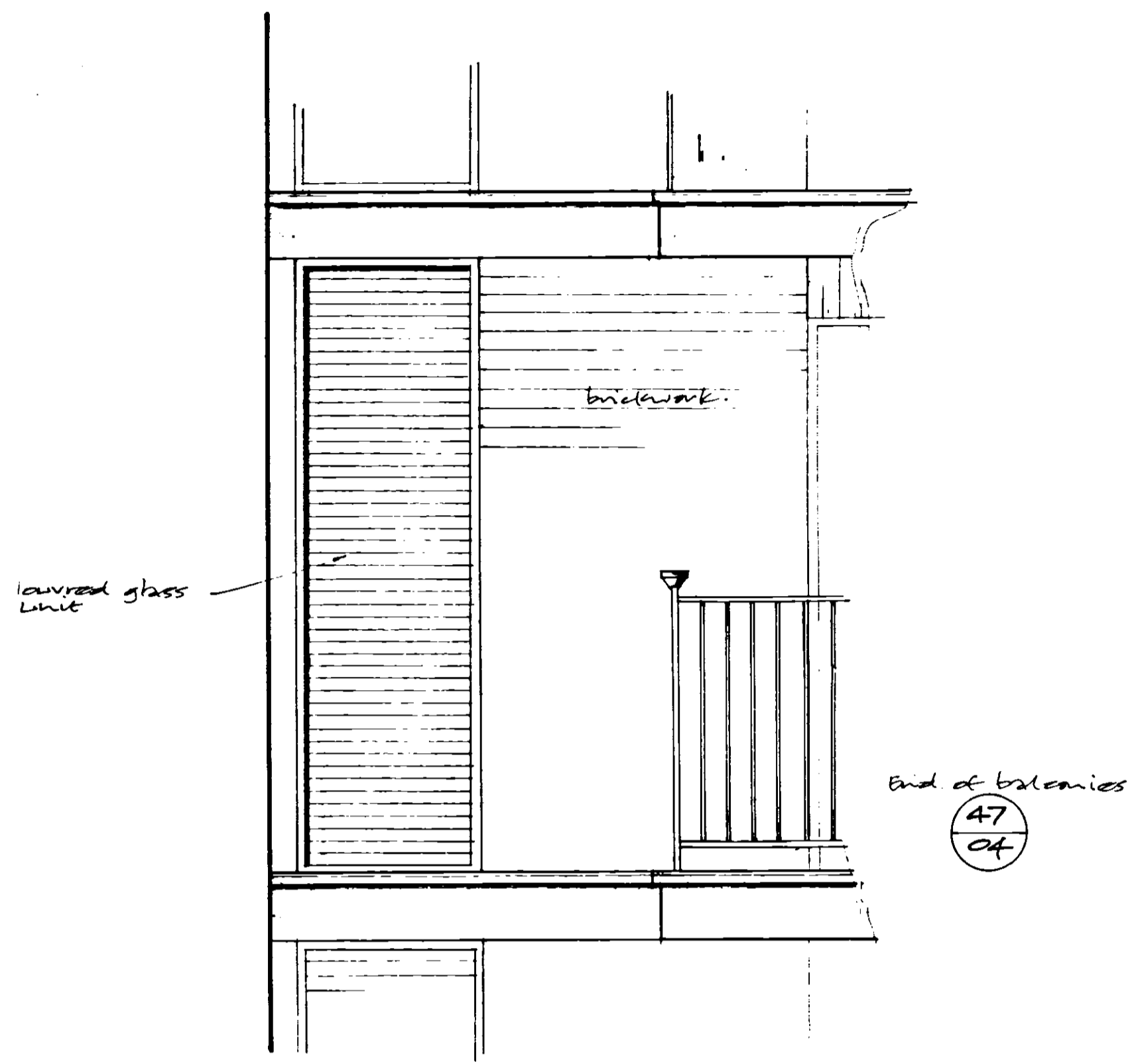
job no	drg no	rev
H720	31/03	B

This drawing is the copyright of the architect and is not to be reproduced without permission. ©

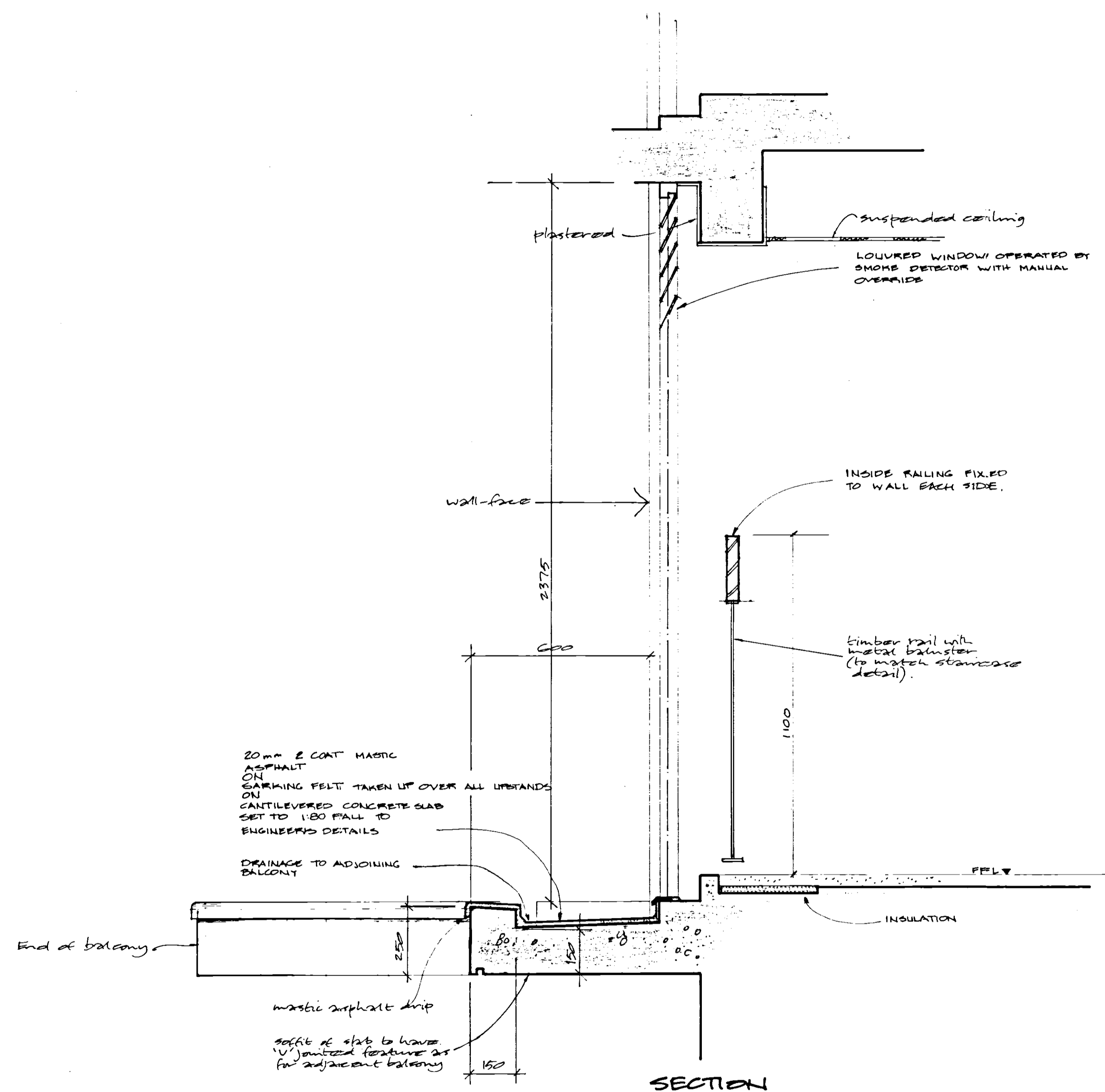
Figured dimensions to be used: Do not scale

All dimensions and particulars to be checked on site before work is commenced.

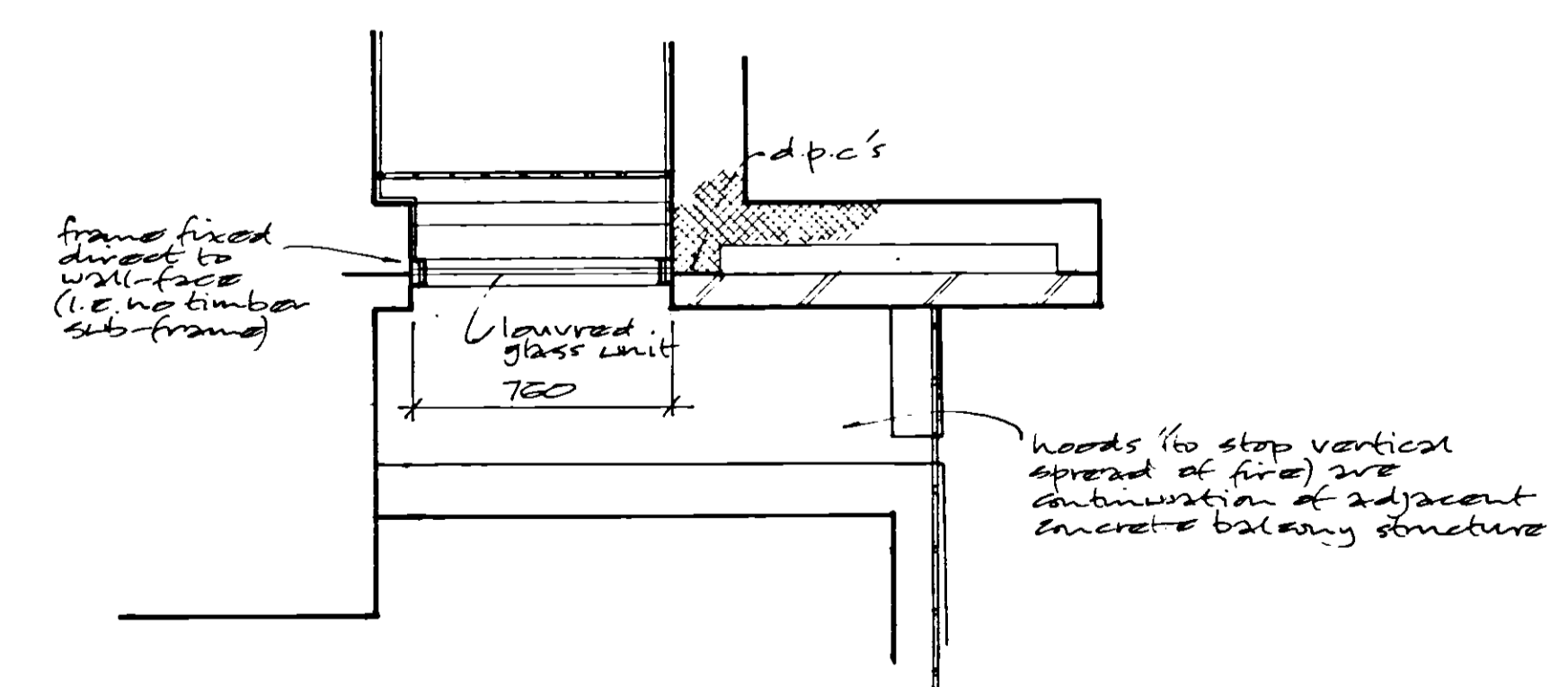
Notes



ELEVATION




SECTION



PLAN

FOR OTHER DETAILS REFER TO DRAWING 47/04



A 13.8.85 from updated simplified to agree with revised balcony details

rev	date	description	sign

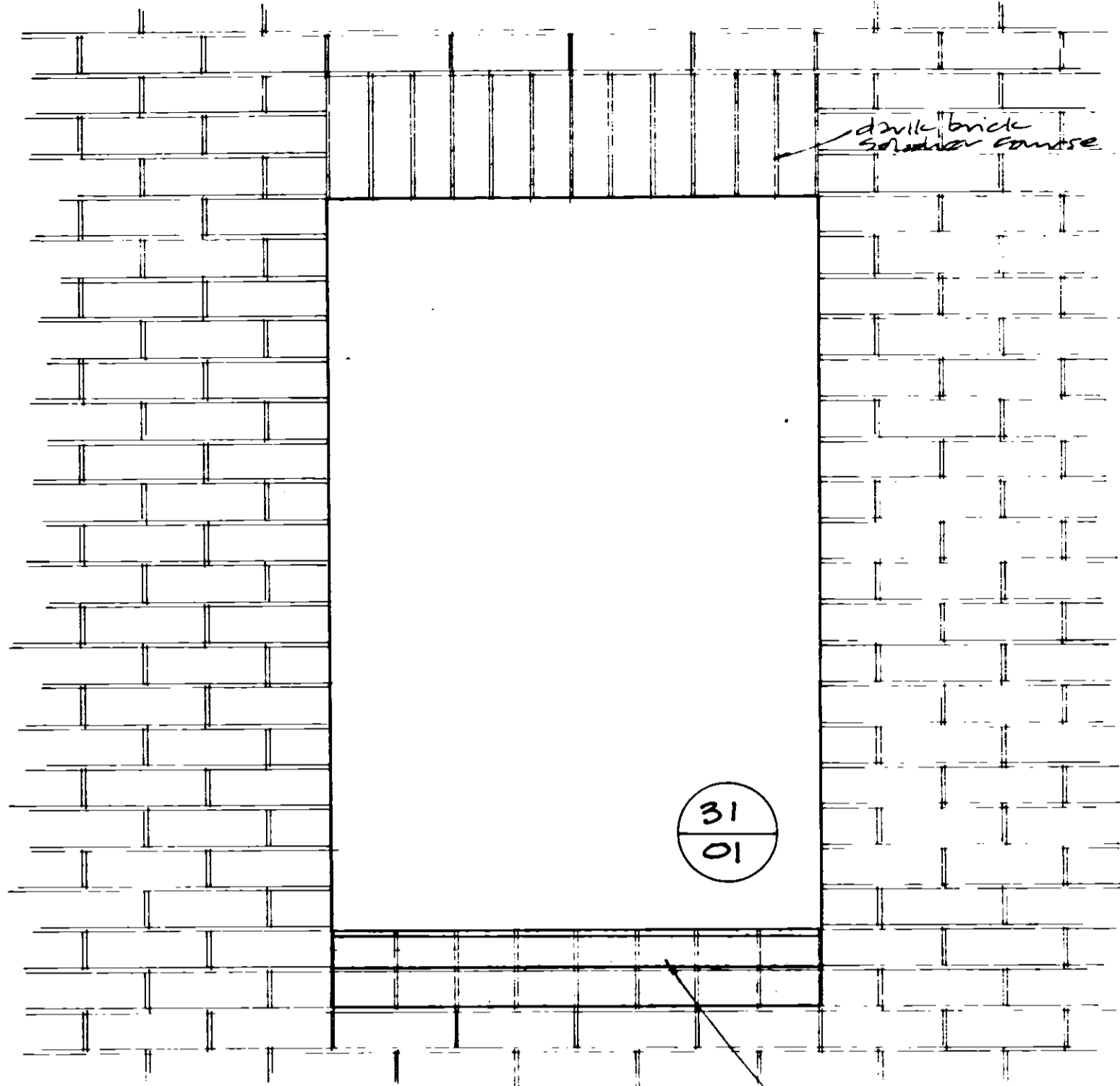
The Kirby Adair Newson Partnership
 23 Bull Plan Hertford Hertfordshire SG14 1DX
 Telephone: Hertford (0992) 59411
 Chartered Architects

job title
 10-16 WELLCLOSE SQUARE LONDON E1

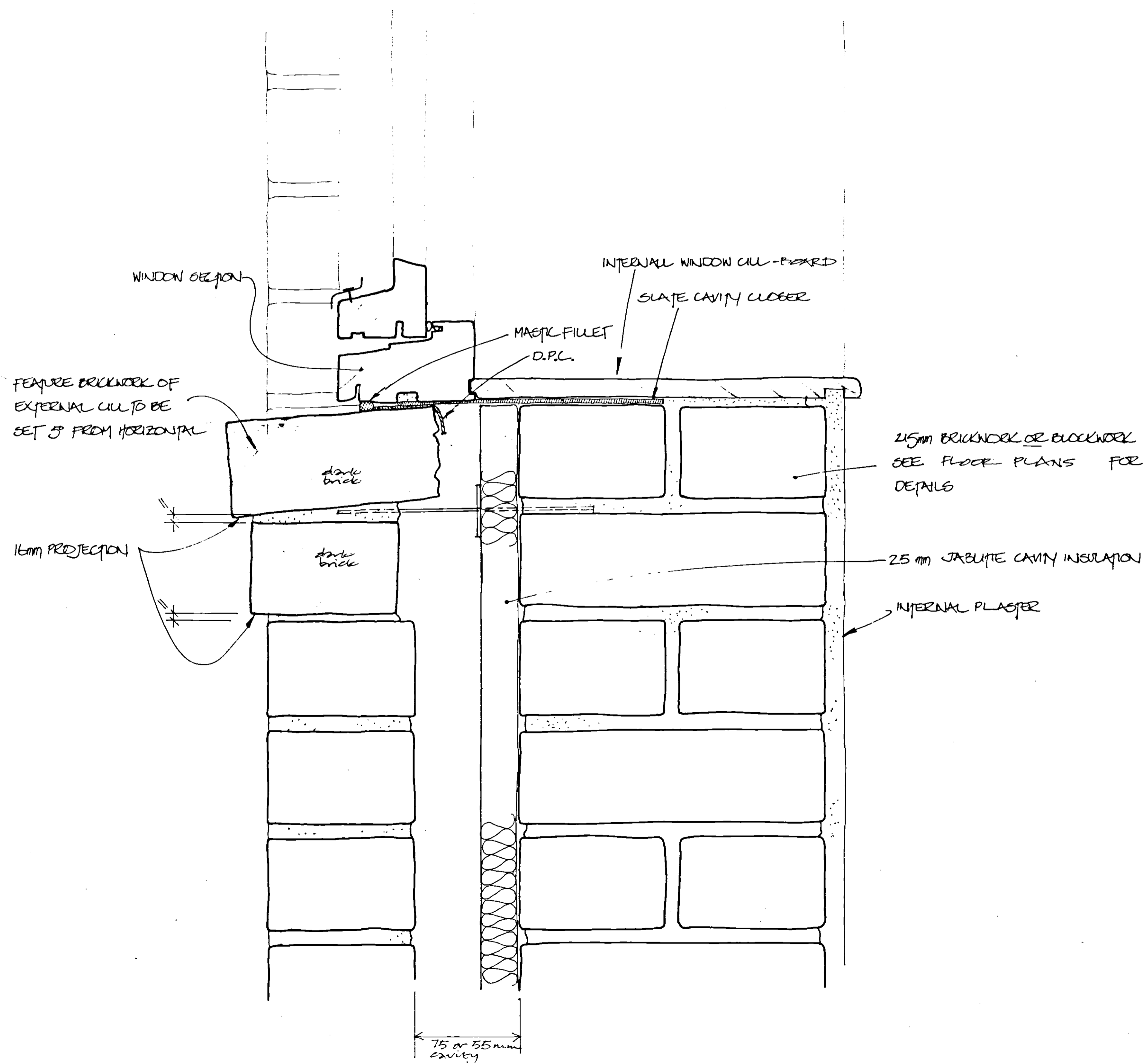
dig title
 LOUVERED WINDOW DETAILS
 W4

scale	date	drawn	checked
1:20, 1:10	23.5.85	AGB	

job no	dig no	rev
H726	31/04	A



TYPICAL FRONT ELEVATION




This drawing is the copyright of the architect and is not to be reproduced without permission. ©

Figured dimensions to be used: Do not scale

All dimensions and particulars to be checked on site before work is commenced.

Notes



A 5.9.85 JWB to be 25mm (m.b.)

rev	date	description	sign

The Kirby Adair Newson Partnership
 23 Bull Plain
 Hertford Hertfordshire SG14 1DX
 Telephone Hertford (0992) 59411
 Chartered Architects

job title
**WELLCLOSE SQUARE
 LONDON E.1**

diag title
 WINDOW DETAILS - CILLS

scale	date	drawn	checked
1 to 10 @ E.F.S. U.O.S.	5-JULY-85	<i>[Signature]</i>	

job no	diag no	rev
H/726	31/05	A

This drawing is the copyright of the architect and is not to be reproduced without permission. ©

Figured dimensions to be used: Do not scale

All dimensions and particulars to be checked on site before work is commenced.

Notes

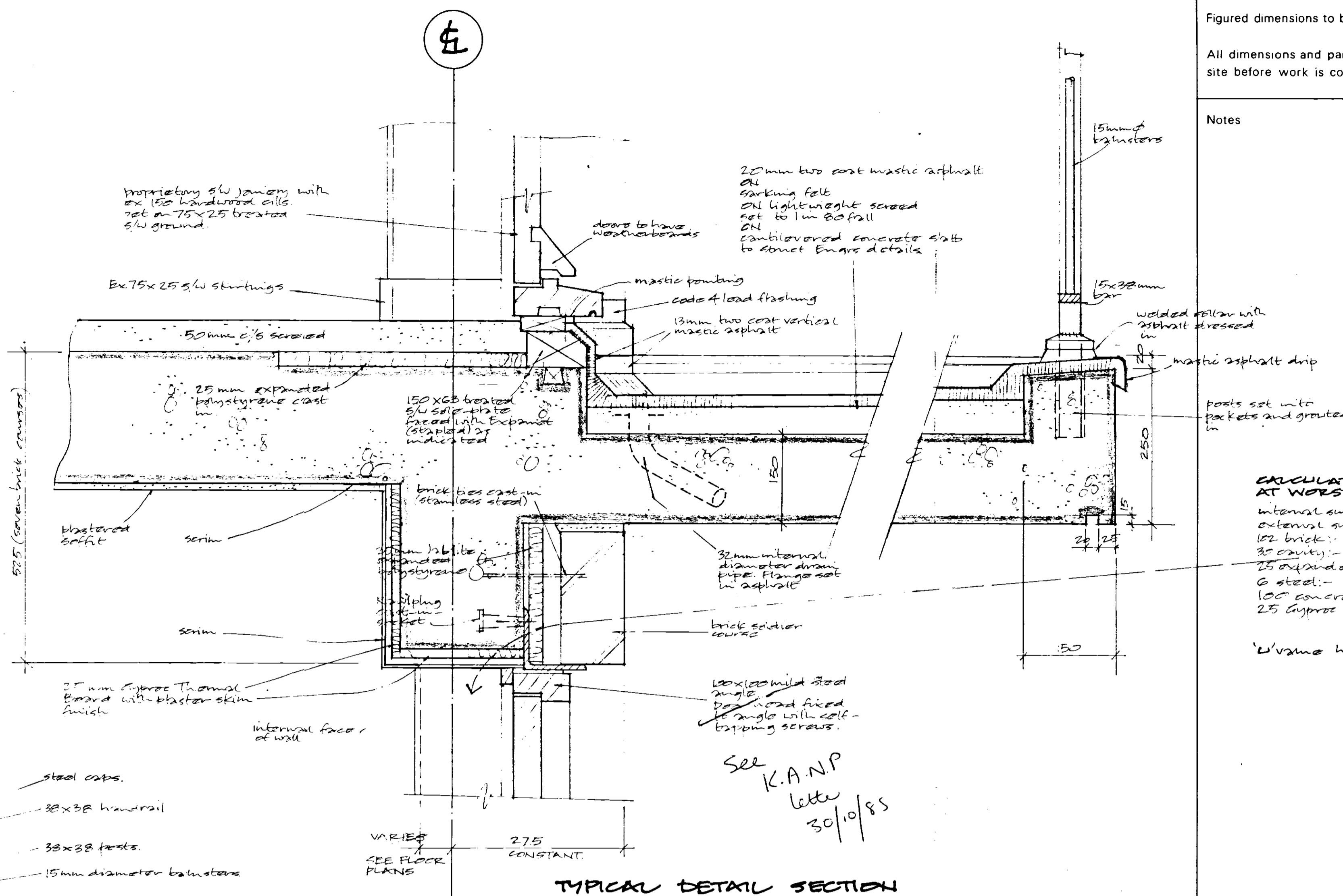
NOTE:

EXPOSED CONCRETE

All exposed concrete to have twice rubbed smooth finish.

METALWORK

Mesh fabrications to be welded mild steel. Rods and p. zinc phosphate primed - glass enamel finish.



CALCULATION OF 'U' VALUE AT WORST INSTANCE

internal surfaces:-	.123
external surfaces:-	.076
102 brick:-	.083
30 cavity:-	.153
25 expanded polystyrene:-	.757
6 steel:-	.002
100 concrete	.069
25 Gypcrete Thermal Board:-	.757
Total	2.02

'U' value here is 0.5

- D 5.9.85 patterned soffit omitted. spheres omitted.
- C 2.8.85 front vertical simplified. Tiles (paving) omitted.
- B 24.5.85 buns added. drainage changed. Railings mild steel, not alum. Buns reduced.
- A 2.5.85 lightweight screed (not c/c) & render omitted to soffits

rev	date	description	sign
-----	------	-------------	------

The Kirby Adair Newson Partnership
 Chartered Architects
 23 Bull Plan Hertford Hertfordshire SG14 1DX
 Telephone: Hertford (0992) 59411

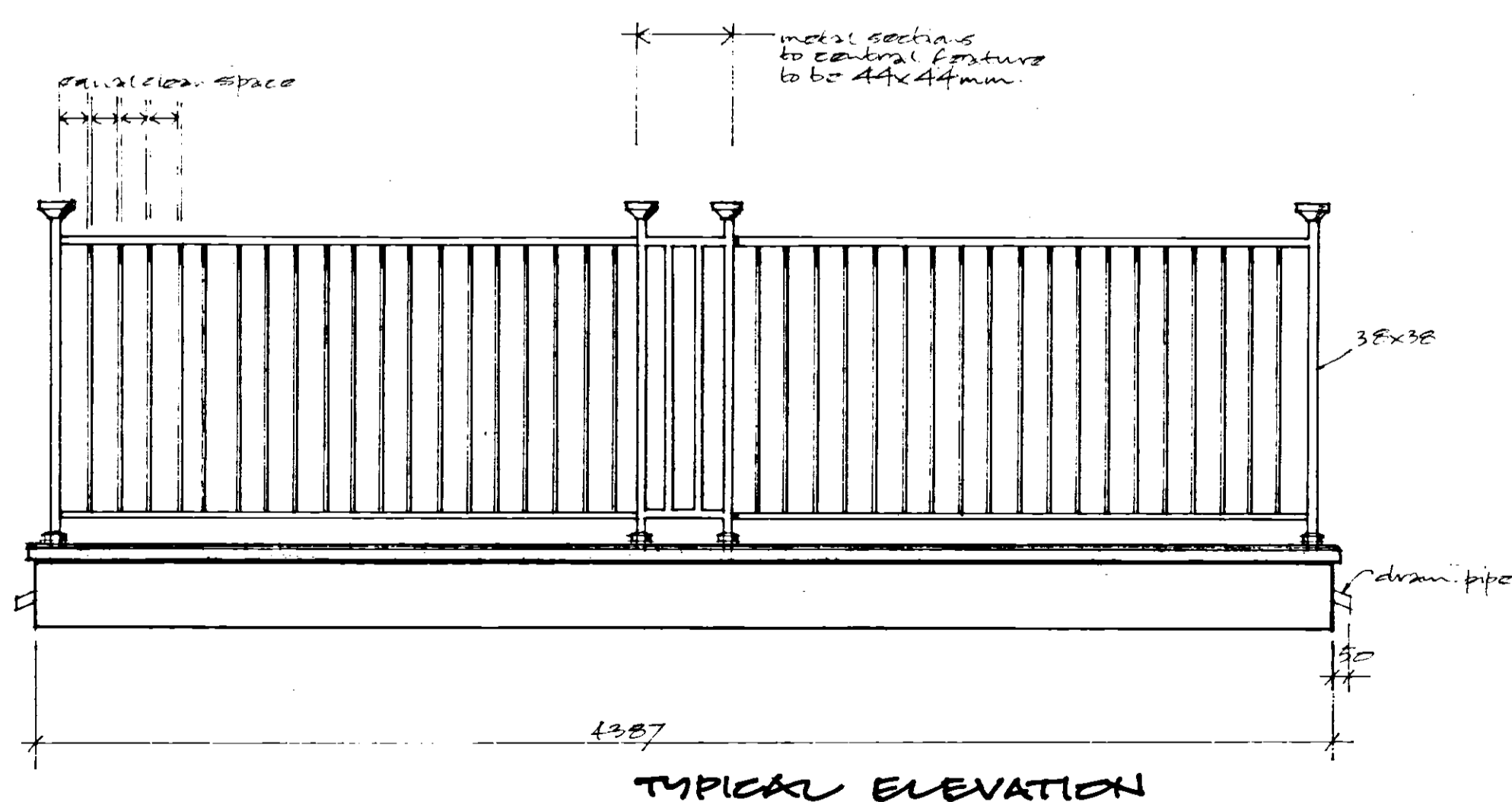
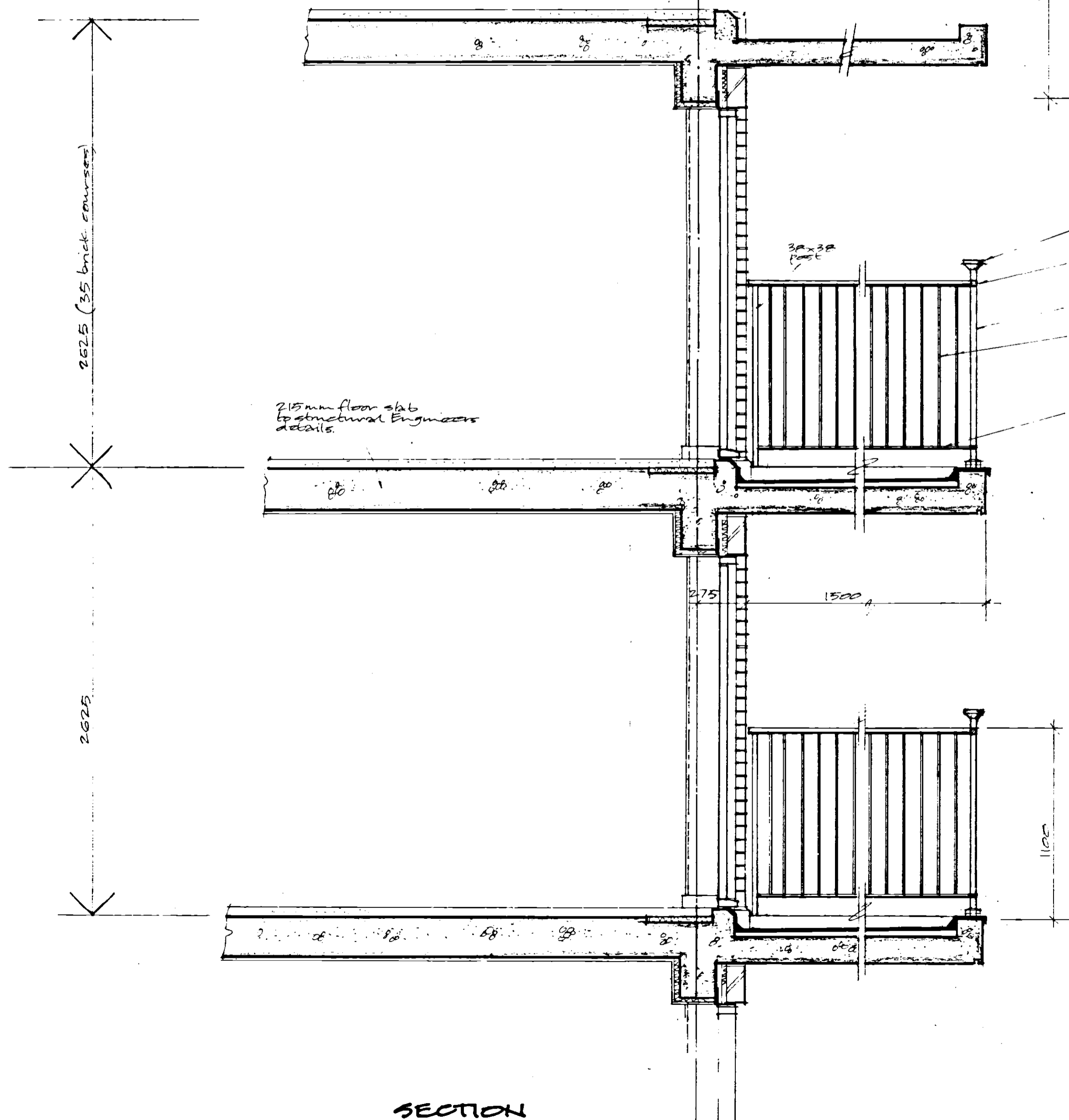
job title
WELLCLOSE SQUARE LONDON E1

drg title
BALCONY DETAILS

scale	date	drawn	checked
1:20 1:5	10.4.85	WJK	

job no	drg no	rev
H726	47/04	D

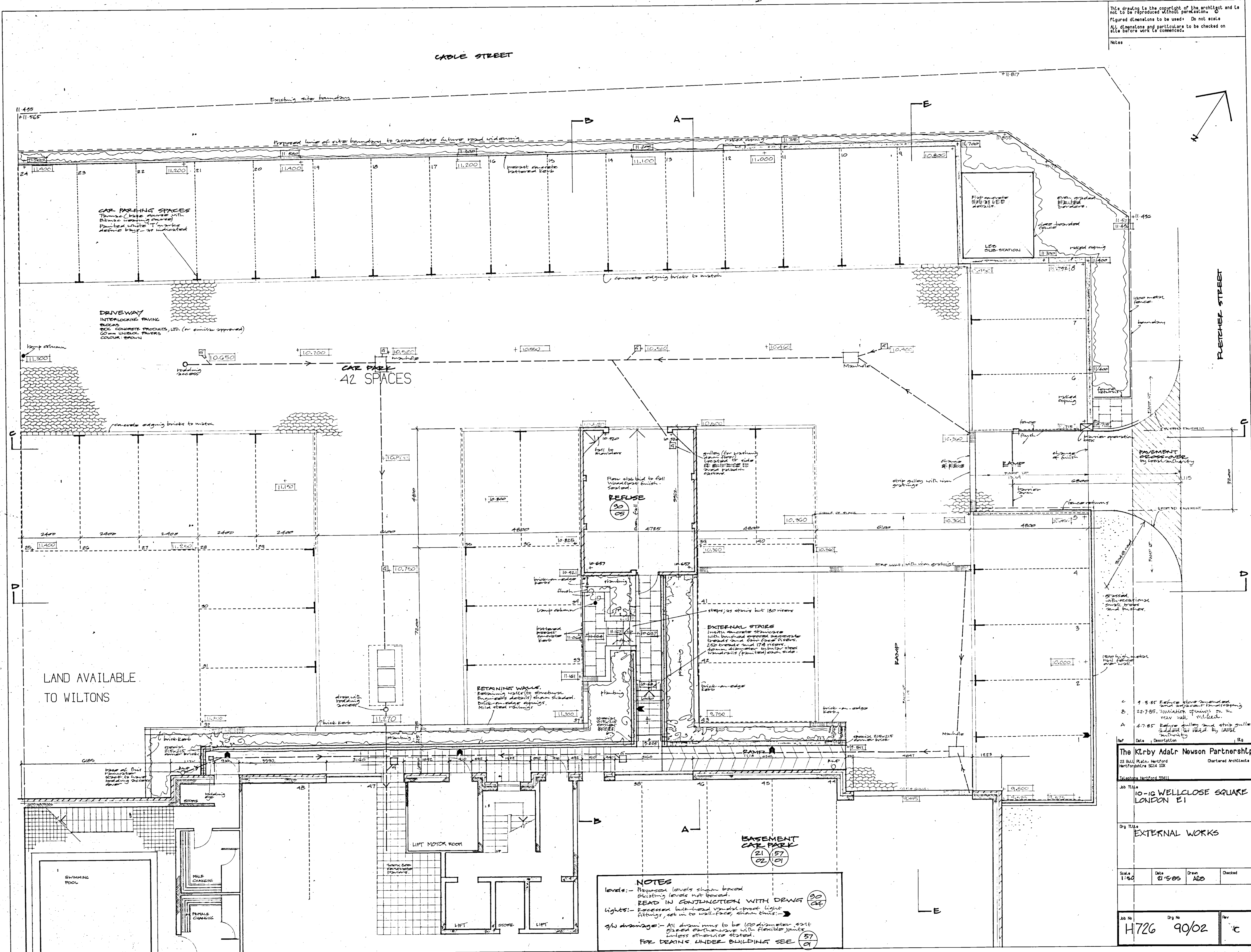
TYPICAL FULL SIZE DETAIL OF 'V' JOINT FEATURE



SECTION

TYPICAL ELEVATION

This drawing is the copyright of the architect and is not to be reproduced without permission.
 All dimensions and particulars to be checked on site before work commences.
 Notes



LAND AVAILABLE TO WILTONS

CAR PARKING SPACES
 24mm (40mm) concrete with bitumen wearing course
 Paved with 100mm x 100mm kerbs as indicated

DRIVEWAY
 INTERLOCKING PAVING
 BLOCKS
 SEE CONCRETE PRODUCTS, LTD. (or similar approved)
 60mm UNILOCK PAVERS
 COLOUR: BROWN

CAR PARK
 42 SPACES

NOTES
 Levels:- Proposed levels shown based on existing levels not boxed
 READ IN CONJUNCTION WITH DWG 90/02
 Lights:- recessed bulkhead vandal-proof light fittings, set in to wall-face, show this:-
 g/w drainage:- All drains to be 100 diameter cast glass reinforced with flexible joints unless otherwise stated.
 FOR DRAINING UNDER BUILDING SEE 90/01

- C 9.8.85 Refuse store amended and adjacent landscaping
- B 22.7.85. Ventilation openings on the rear wall reduced.
- A 4.7.85. Refuse gully and stairs gully added as read by 1988 authority

The Klrby Adair Newson Partnership
 22 Bull. Plain, Welford
 Northampton NN16 8JX
 Telephone 0453 33111

Job Title
 10-16 WELLCLOSE SQUARE
 LONDON E1

Dwg Title
 EXTERNAL WORKS

Scale	Date	Drawn	Checked
1:50	21/5/85	AGB	

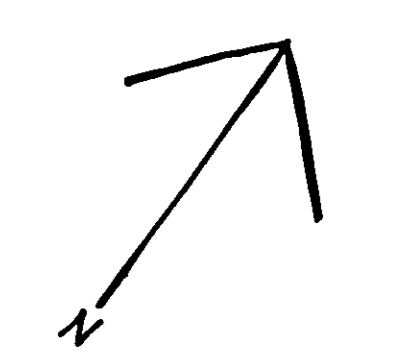
Job No	Dwg No	Rev
H726	90/02	c

This drawing is the copyright of the architect and is not to be reproduced without permission. ©

Figured dimensions to be used - Do not scale.

All dimensions and particulars to be checked on site before work is commenced.

Notes



SCHEDULE

KEY	No	PLANT
A	2	AILANTHUS ALTISSIMUS (TREE-OF-HEAVEN)
B	79	CORNICASTER CORNIGESTIS
C	10	EUCYTHUS FORTUNEI VEGETUS
D	1	CYPRIPEDICARIA LEUCOPHYLLA (LIP-LAND HYACINTH)
E	70	MIXTURE OF PLANTS - MIXTURE
①	10	HEDERA CANARIENSIS
②	20	HEDERA HELIX
③	20	HEDERA HELIX CHICAGO
④	20	HEDERA HELIX HIBERNICA
F	2	SAMBELUS (ELDER)
G	100	LIGUSTRUM (PRIVET)
H	1	CRATAEGUS MONGOLICA (COMMON HAWTHORN)

rev	date	Description	by
A	27.9.85	GRASSED AREAS AMENDED FROM 200mm TO 100mm DEPTH AND PLANTING AREAS WITH PEAS AND SHINGLES TO AREA 1000mm AROUND EACH TREE	AGB

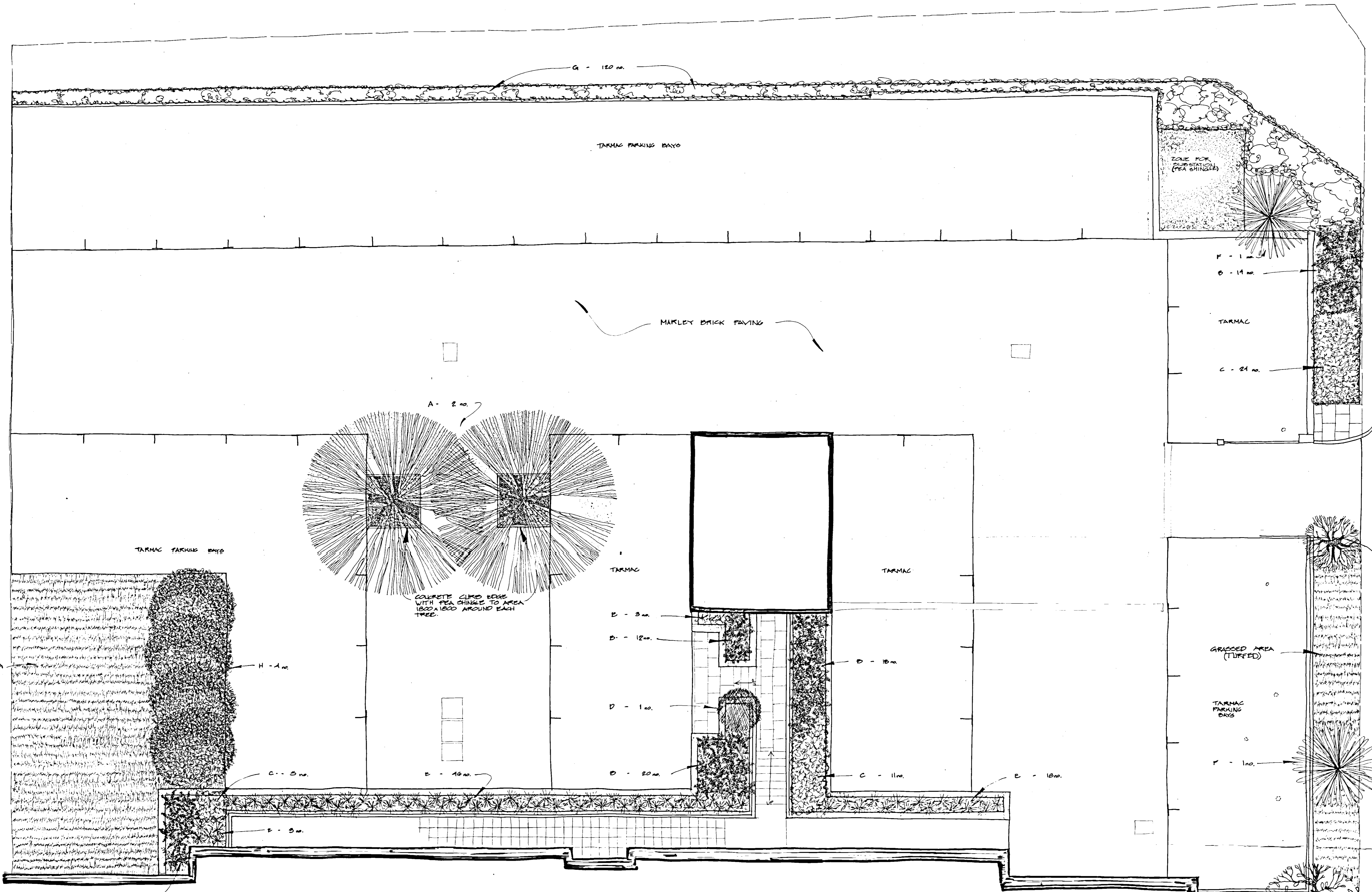
The Kirby Adair Newson Partnership
 Chartered Architects
 23 Bull Plan
 Hertford
 Hertfordshire SG14 1DX
 Telephone
 Hertford (0992) 69411

10-16 WELLCLOSE SQUARE
 LONDON E1


LANDSCAPE PLAN

scale 1:50 date 27.9.85 drawn AGB checked

job no H726 dno 9066 rev A



10/10/85
 10/10/85
 10/10/85



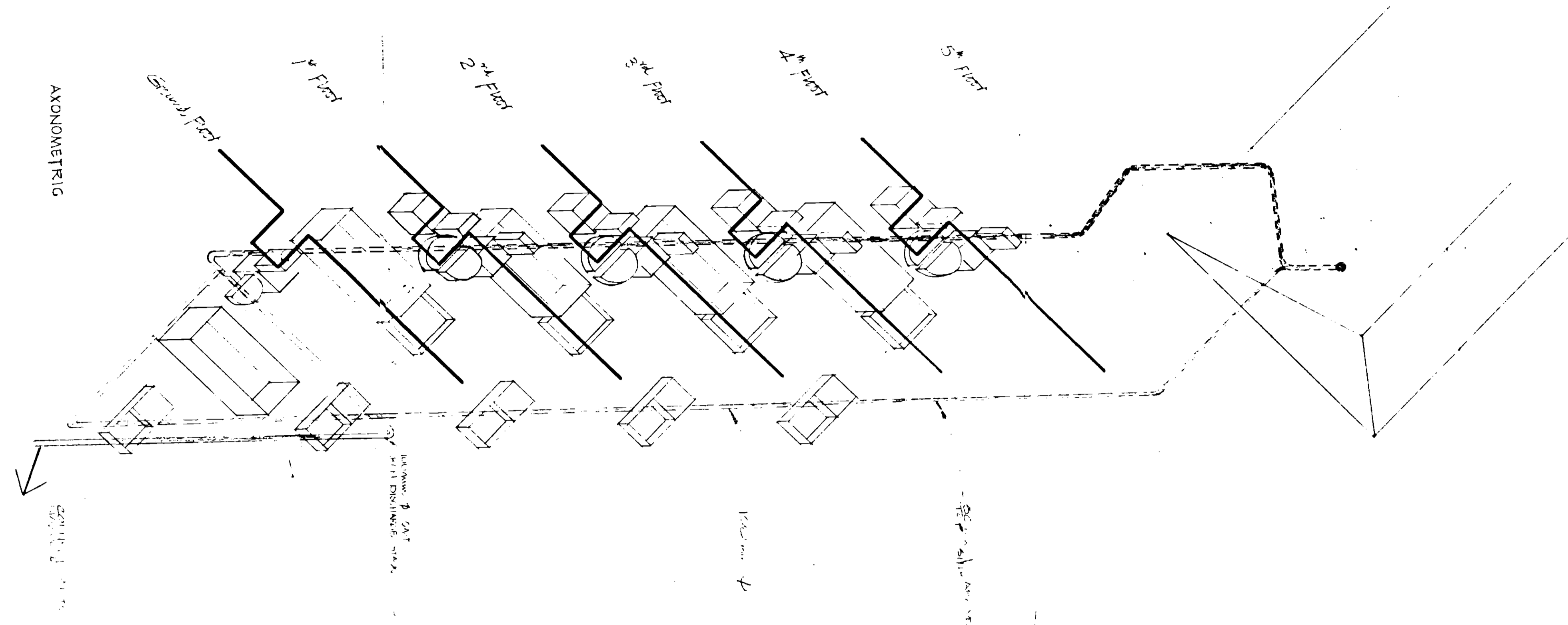
This drawing is the copyright of the architect and is not to be reproduced without permission. ©

Figured dimensions to be used : Do not scale

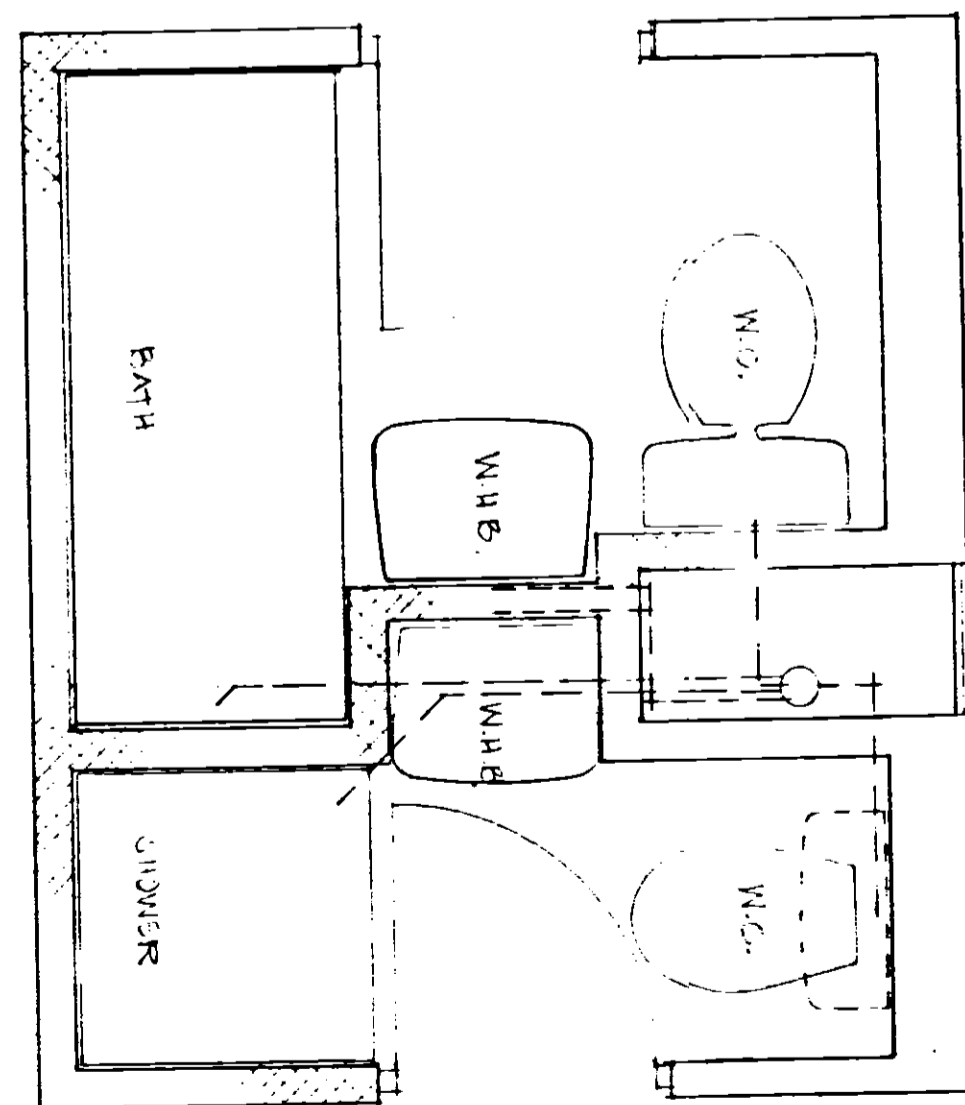
All dimensions and particulars to be checked on site before work is commenced.

Notes

THIS DRAWING TO BE READ IN CONJUNCTION WITH H726/52/05 FOR DETAILS ON FLOOR CONNECTIONS & FIVE STORES.



PLAN SCALE 1:20



32mm ϕ DISCHARGE CONNECTIONS FROM BATH, W.I.B. SINKER & SINK INTO 100mm ϕ C.I. STACK.
FOR DETAILS ON STACK CONNECTIONS, OFFSET SECTIONS & FANS REFER TO EPS. H726/52/05
INTERVAL PARTITIONS ARE RECOMMENDED VENTILATED



A 110mm SINKS & W.P. SINKS ADDED

rev	date	description	sign

The Kirby Adair Newson Partnership
Chartered Architects

23 Bull Plan
Hertford
Hertfordshire SG14 1DX
Telephone:
Hertford (0992) 59411

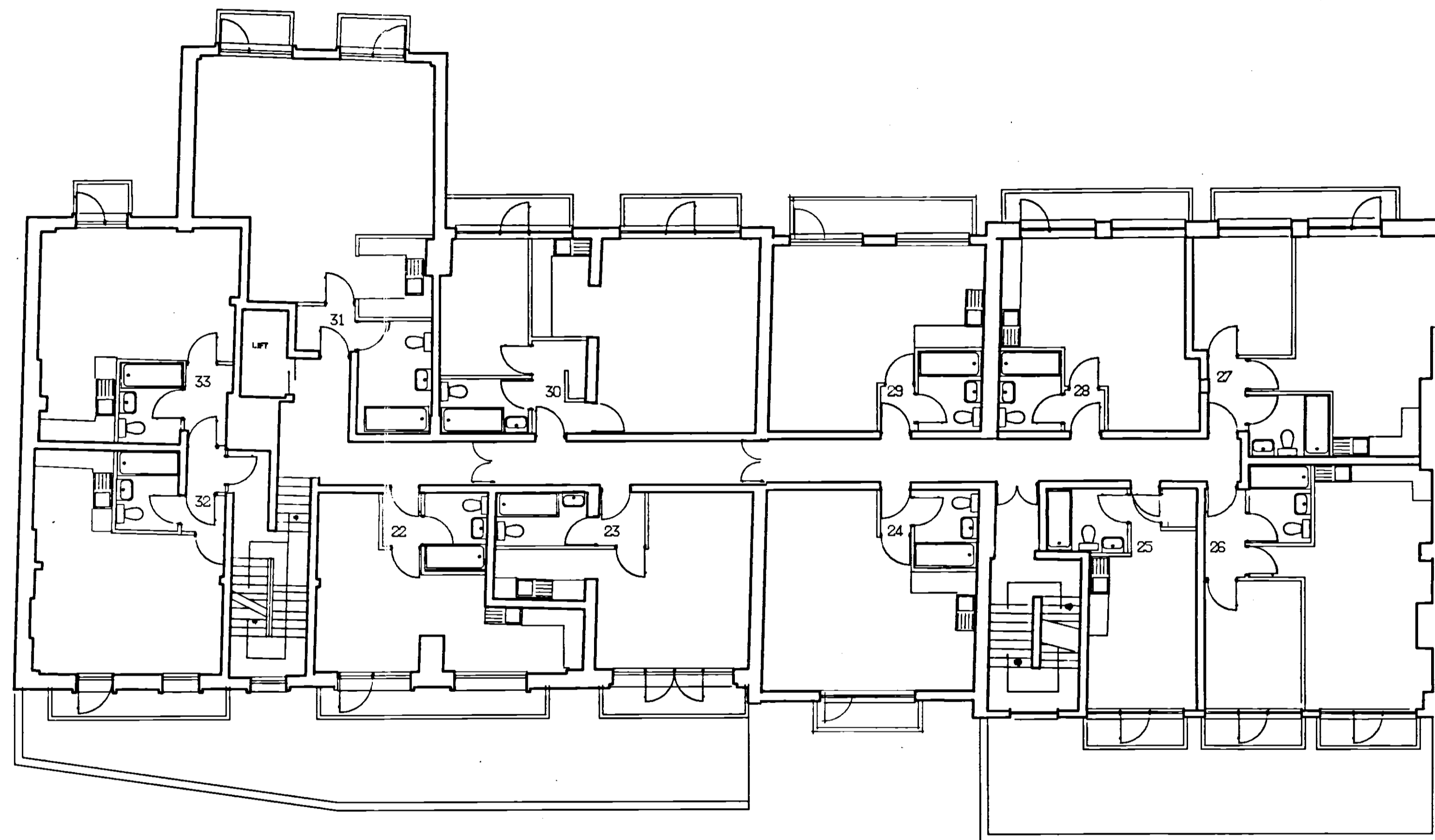
job title
10-16 WELLCLOSE SQUARE
LONDON E1

drg title
SOIL STACK DETAILS
& AXONOMETRIC

SHEET 2

scale	date	drawn	checked
1:20	AUG '85		

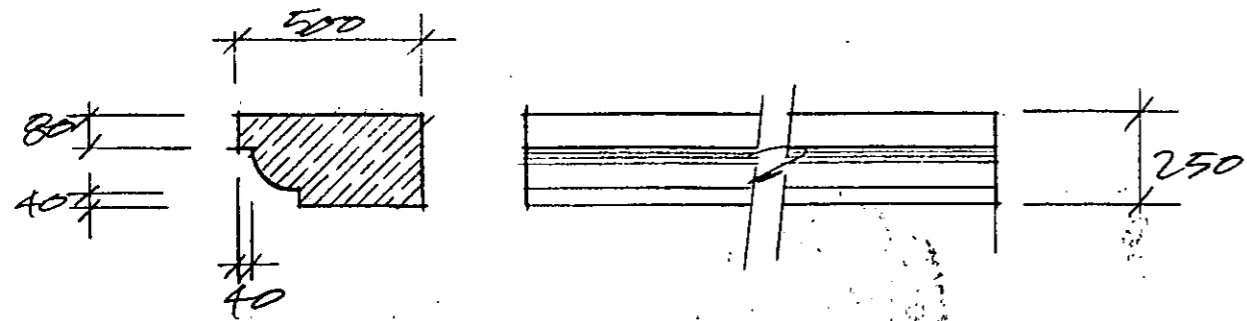
job no	drg no	rev
H726/52/05		A



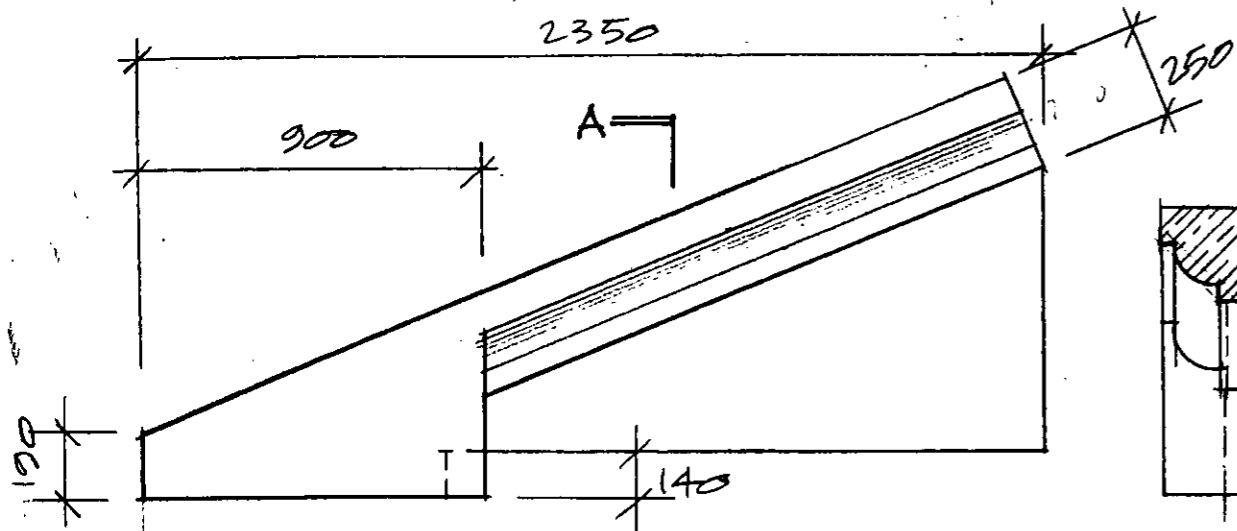
SECOND FLOOR PLAN



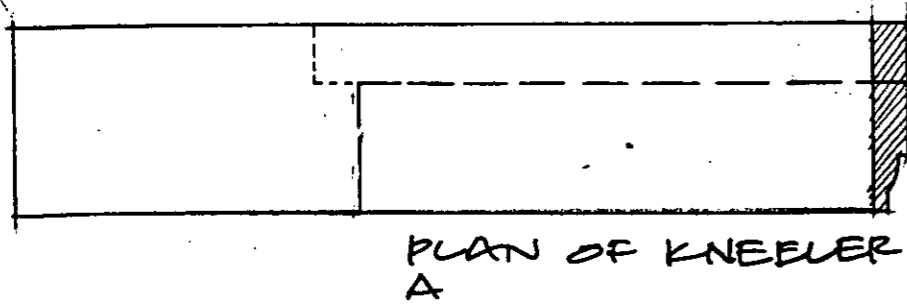
Ref	Date	Description	By
The Kirby Adams Newson Partnership <small>25 Bell Lane, Hatfield Hertfordshire, SG14 1DX</small> <small>Telephone Hatfield 52411</small> <small>Chartered Architects</small>			
<small>Job Title</small> FLATS FOR WELLCLOSE SQUARE LONDON			
<small>Draw Title</small> PROPOSED SECOND FLOOR PLAN			
<small>Scale</small>	<small>Date</small>	<small>Drawn</small>	<small>Checked</small>
1:100	APRIL 83		
TP/15103			
<small>Job no.</small>	<small>Draw no.</small>	<small>Rev</small>	
H67	09		




TYPICAL COPINGS



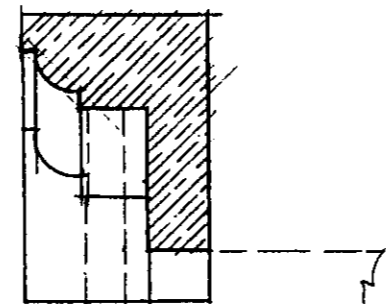
ELEVATION OF END KNEELER A (B SIMILAR BUT NO MOULDING)



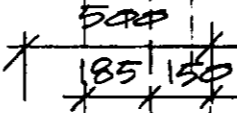
PLAN OF KNEELER A



PLAN OF UNDERSIDE OF KNEELER A.

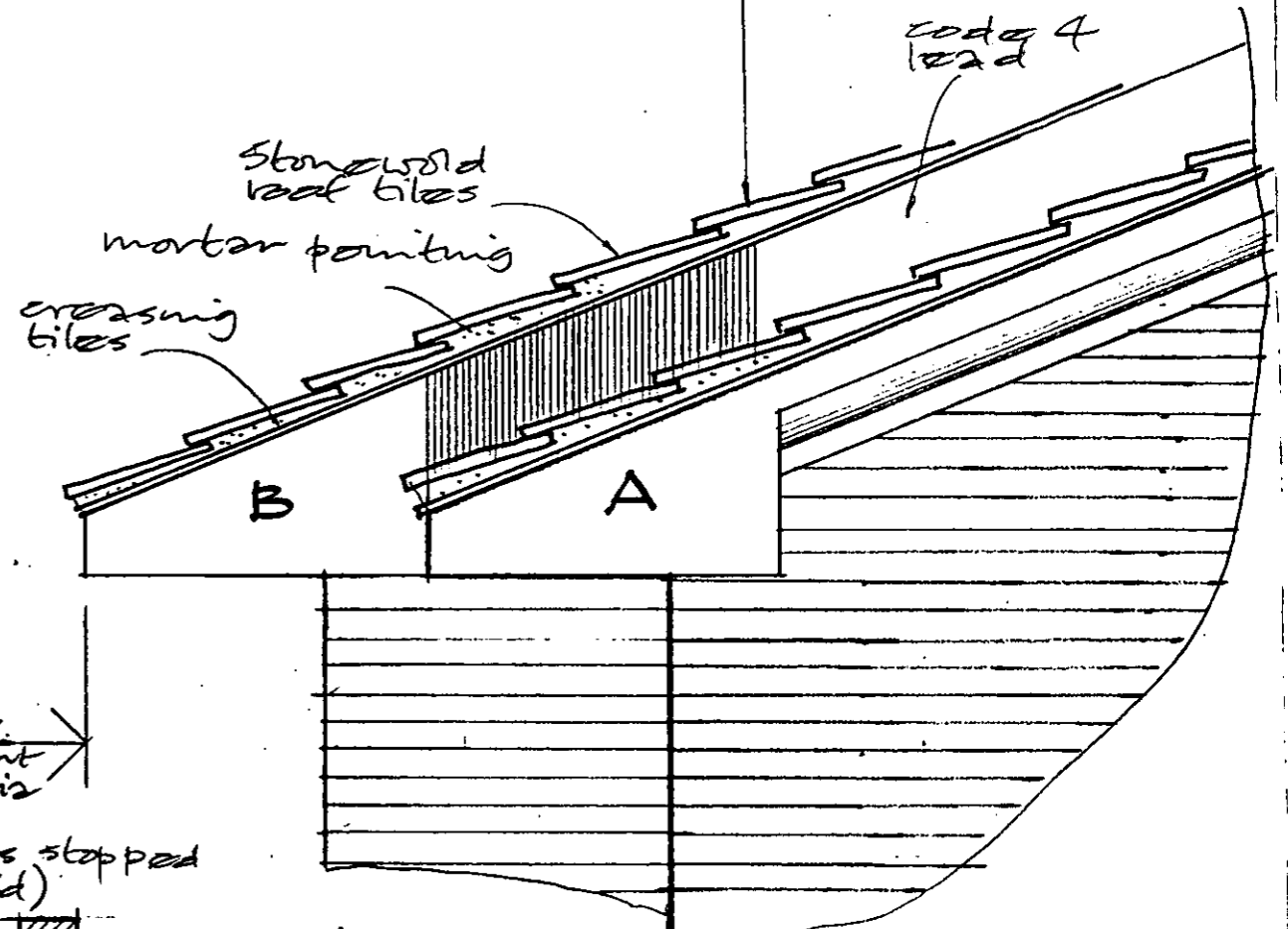


SECTION A-A.

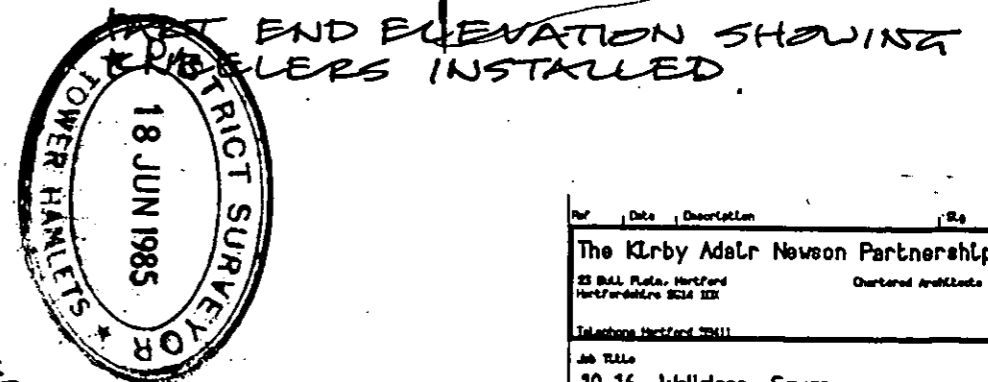


SECTION A-A AT MANSARD SITUATIONS.

Top of coping is in line with top of rafters. Tile battens lap over and stop against tile crossing to verge



In line with front of fascia board. (Fascia stopped behind)



SECTION A-A FOR KNEELER B.

Reconst. Stone? Details.

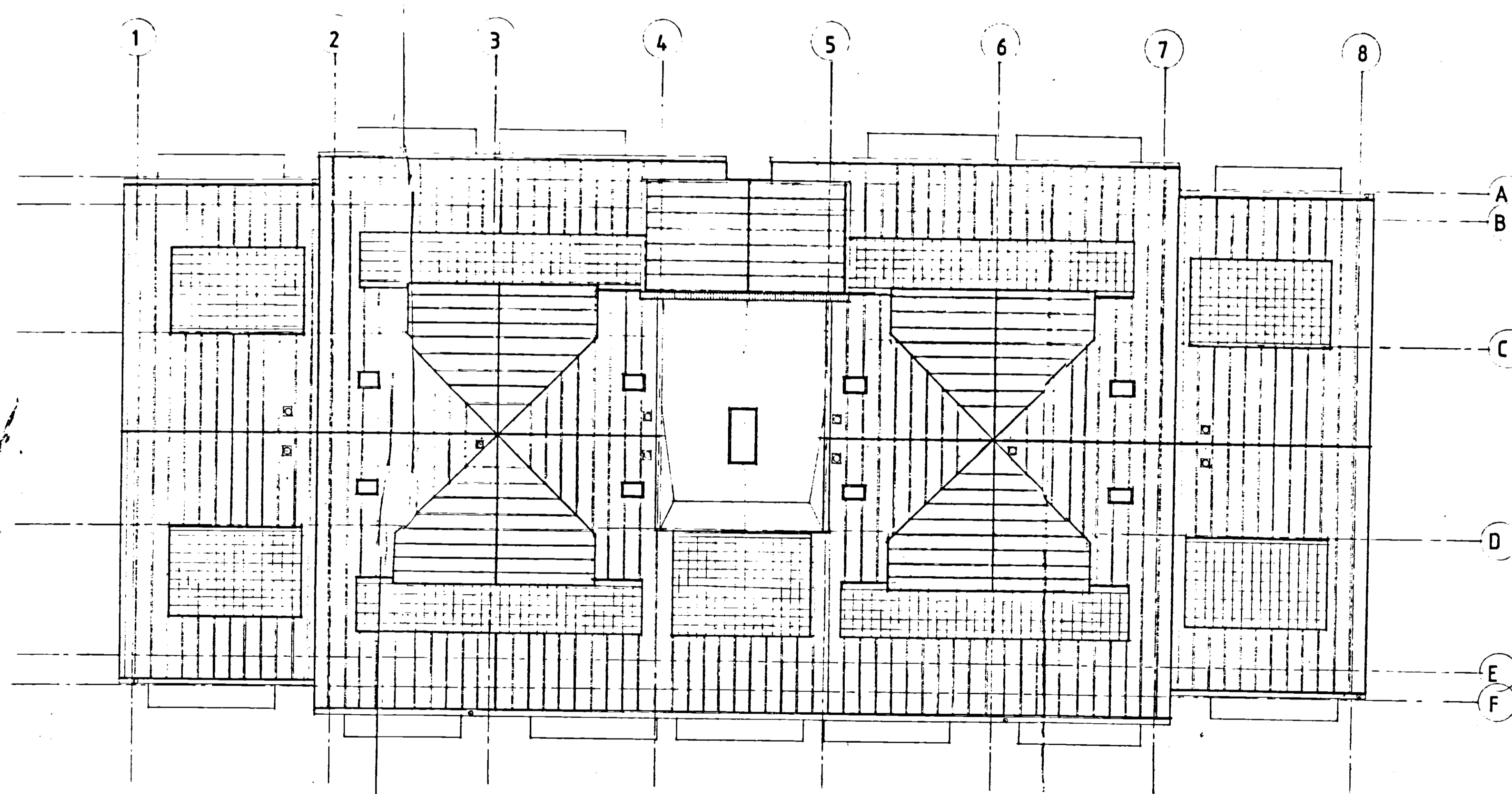
Ref		Date		Description		No.	
The Kirby Adair Newson Partnership 25 Ball Fuls., Hertford Hertfordshire SG14 3JX Tel: 0462 511111							
Job Title 10 16 Wellclose Square London E.1.							
Dy Title KNEELERS & COPINGS							
Date	Date	Dy	Checked				
1.20	12.6.85	GR					
*							
Job No		Dy No					
H726		47/05					

This drawing is the copyright of the architect and is not to be reproduced without permission. ©

Figured dimensions to be used : Do not scale

All dimensions and particulars to be checked on site before work is commenced.

Notes



ROOF PLAN



rev	date	description	sign
A	6-7-85	1) Final Topo indicated 2) Rev. to be shown	

The Kirby Adair Newson Partnership
Chartered Architects
23 Bull Plan
Hertford
Hertfordshire SG14 1DX
Telephone:
Hertford (0992) 59411

job title
10-16 WELLCLOSE SQUARE

orig title
ROOF PLAN

scale	date	drawn	checked
1:100	APR. 85.		

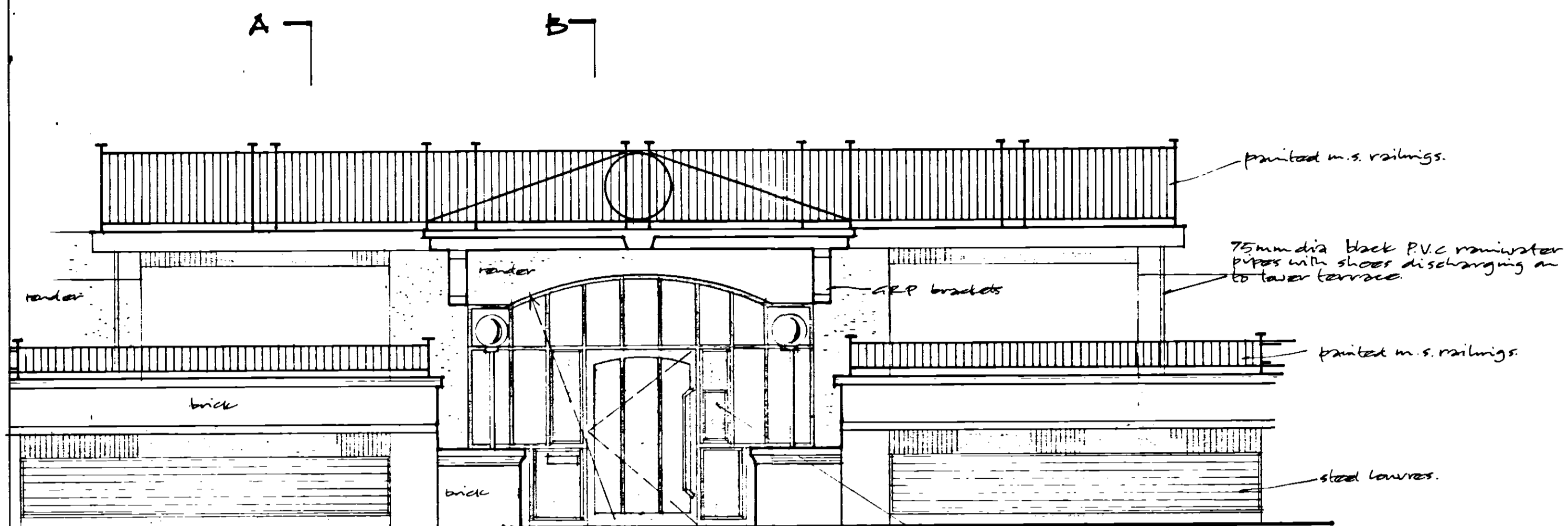
job no	orig no	rev
H 726	21/06	A

This drawing is the copyright of the architect and is not to be reproduced without permission. ©

Figured dimensions to be used: Do not scale

All dimensions and particulars to be checked on site before work is commenced.

Notes



ELEVATION

render

brick

aluminium entrance doors and glass screens. Matching solid panels shaded.

CRP brackets

Entry-plume panel and visitor marking shaded.

75mm dia black PVC rainwater pipes with slopes discharging on to lower terrace.

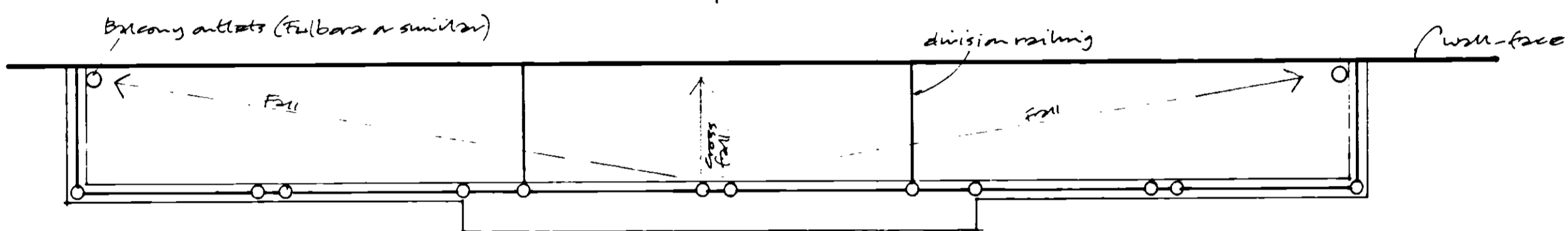
painted m.s. railings.

painted m.s. railings.

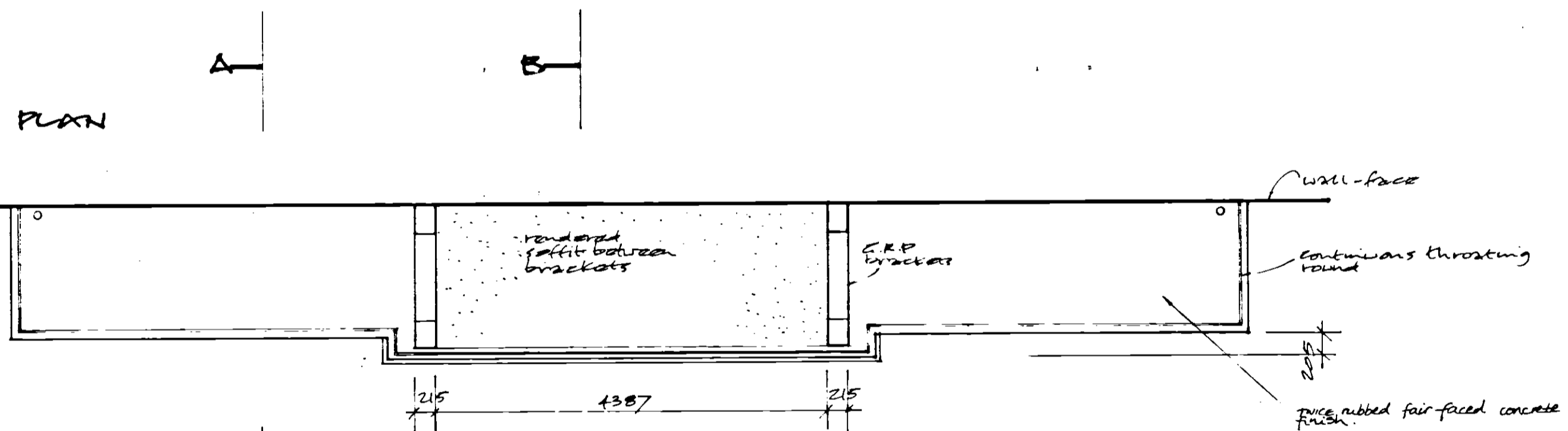
brick

brick

steel louvers.



PLAN

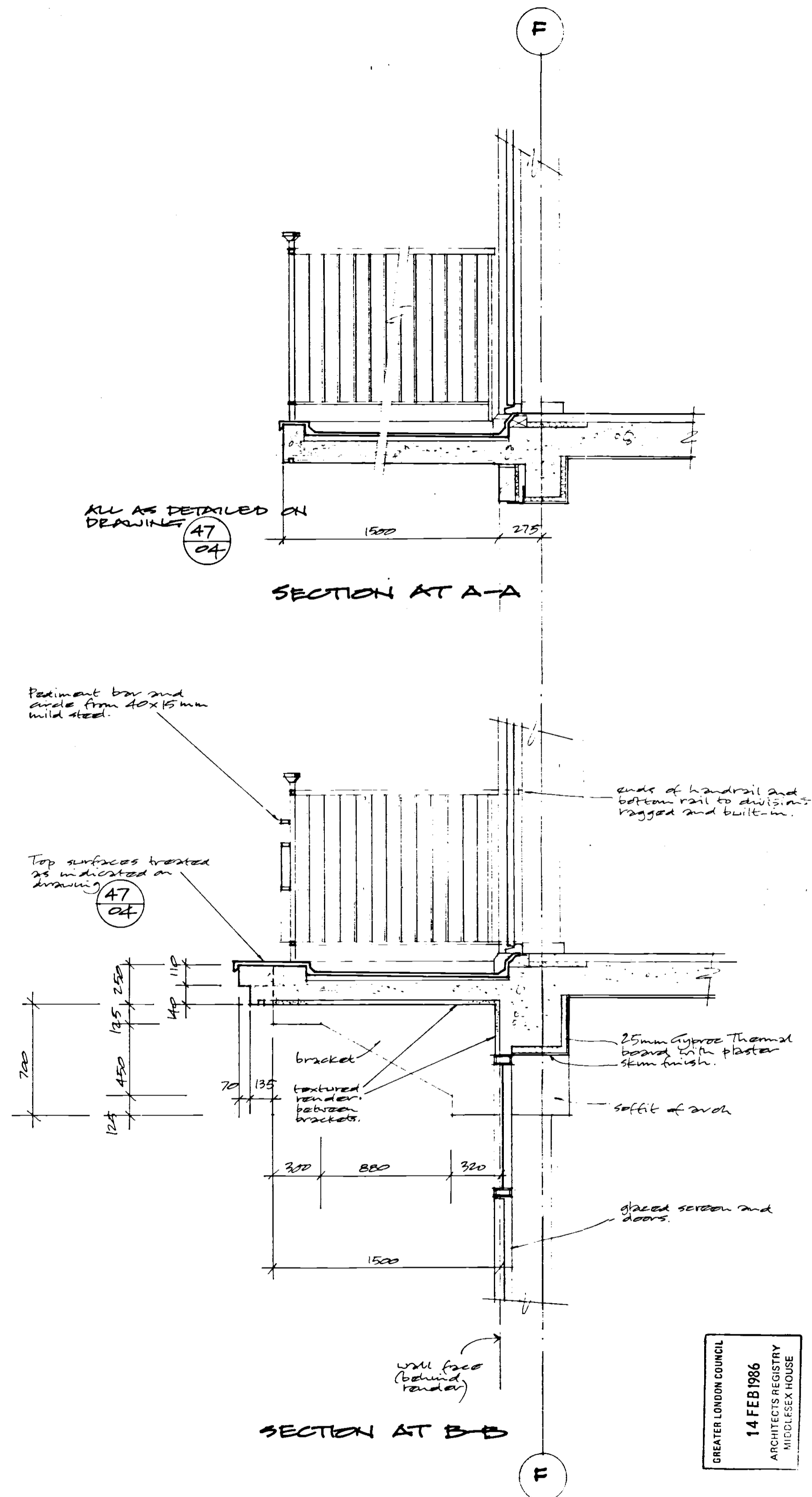


MIRROR PLAN



SHAPE OF M.S. PEDIMENT BAR

NOTE
READ WITH DRAWING 47/04



SECTION AT A-A

SECTION AT B-B

GREATHER LONDON COUNCIL
14 FEB 1986
ARCHITECTS REGISTRY
MIDDLESEX HOUSE

001844

- C 4.9.85 spheres removed
 - B 13.8.85 balcony details amended
 - A 7.6.85 main Entrance door changed to single leaf.
- | rev | date | description | sign |
|-----|------|-------------|------|
| | | | |

The Kirby
Adair
Newson
Partnership
Chartered Architects

23 Bull Plan
Hertford
Hertfordshire SG14 1DX
Telephone:
Hertford (0992) 59411

job title
WELLCLOSE SQUARE
LONDON E1

drg title
MAIN ENTRANCE
CANOPY

scale 1:50
1:20

date 24.5.85

checked
18 FEB 1986
18 FEB 1986
18 FEB 1986

job no
H720

drg no
21/12

rev
C

This drawing is the copyright of the architect and is not to be reproduced without permission. ©

Figured dimensions to be used: Do not scale

All dimensions and particulars to be checked on site before work is commenced.

Notes

ROOF SPACE VENTILATION AT UPPER LEVEL
 Area of high level ventilation required to equal continuous 10mm gap at eaves = 11 square metres
 Leave 225 x 225 perforates through 1st grid lines 2 and 7 at high level and terrace ceiling as indicated. In terrace ceiling provide 200mm vents with wire mesh and insect barriers.
 (No cavity barrier consideration required as distance from grid lines 1 to 4 and 5 to 8 is 1750mm and does not exceed (as stipulated 20,000mm)

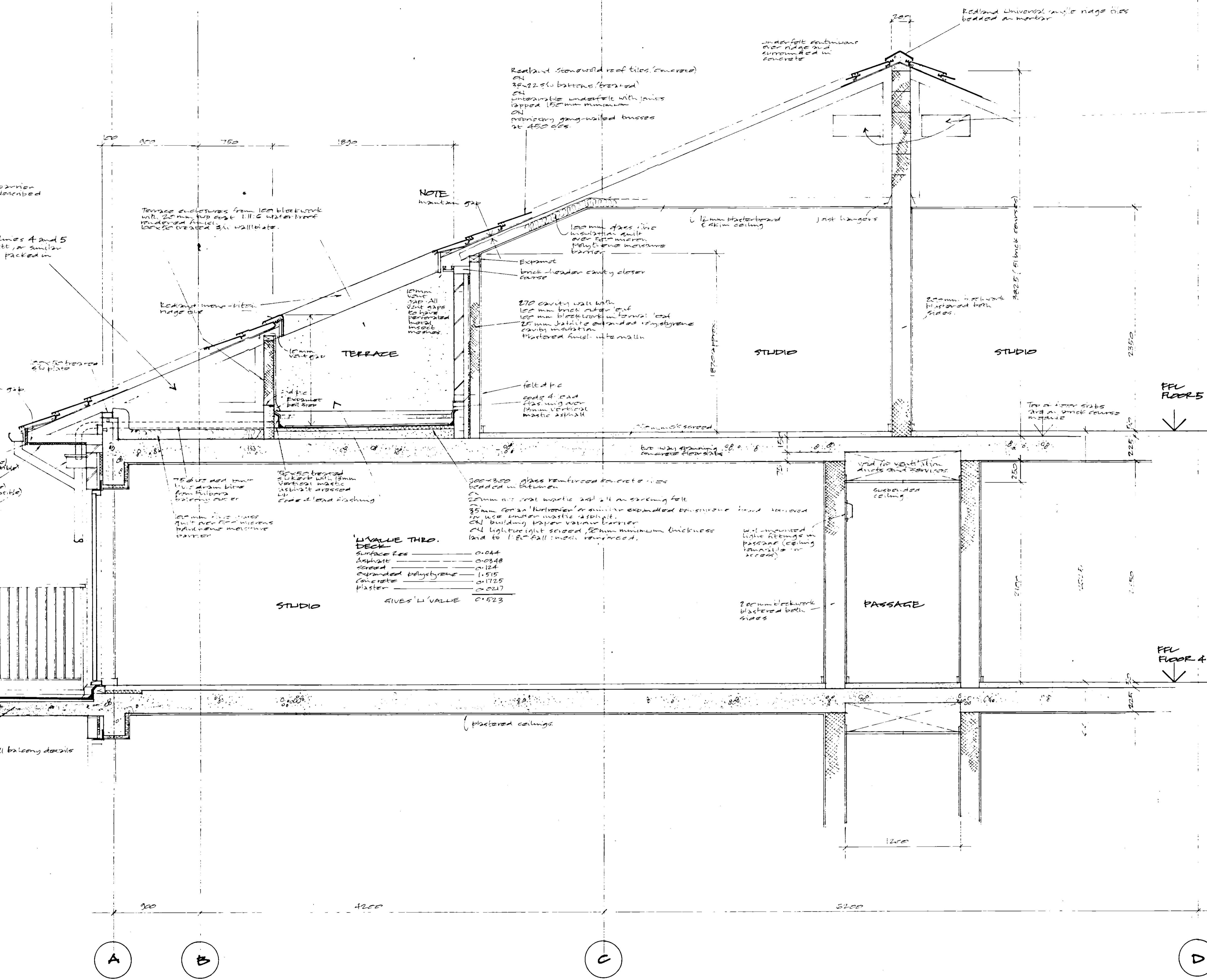
CAVITY BARRIERS
 Rockwool quilt cavity barrier required in location described on drawing

21
08

Tops of walls on gridlines 4 and 5 to have Rockwool batt, or similar approved, fire stopping packed in as required


Terrace enclosures from 100 blockwork with 25mm top coat 1:1:6 water proof masonry finish. Base to be treated 3:1 wallplate.

NOTE
 maintain gap



U VALUE THRO. DECK

Surface Res	0.044
Asphalt	0.0348
Screed	0.124
Expanded polystyrene	1.515
Concrete	0.1725
Plaster	0.0217
GIVES U VALUE	0.523



- D 16.8.85 Terrace enclosure, roof space ventilation added. Cavity barrier added.
 - C 13.8.85 Corbelled brick at ridge omitted. Balcony changed. Passes changed. Terrace boarding removed.
 - B 26.7.85 tops of floor slabs reduced at centre.
 - A 11.6.85 Amended to second with struct Engrs drawings.
- | rev | date | description | sign |
|-----|------|-------------|------|
| | | | |

The Kirby Adair Newson Partnership
 Chartered Architects
 23 Bull Plain
 Hertford
 Hertfordshire SG14 1DX
 Telephone:
 Hertford (0992) 59411

job title
WELLCLOSE SQUARE LONDON E1

orig title
SECTIONS - FLOORS 4 AND 5

scale	date	drawn	checked
1:20	21.4.85	Colt	

job no	orig no	rev
H720	21/13	D


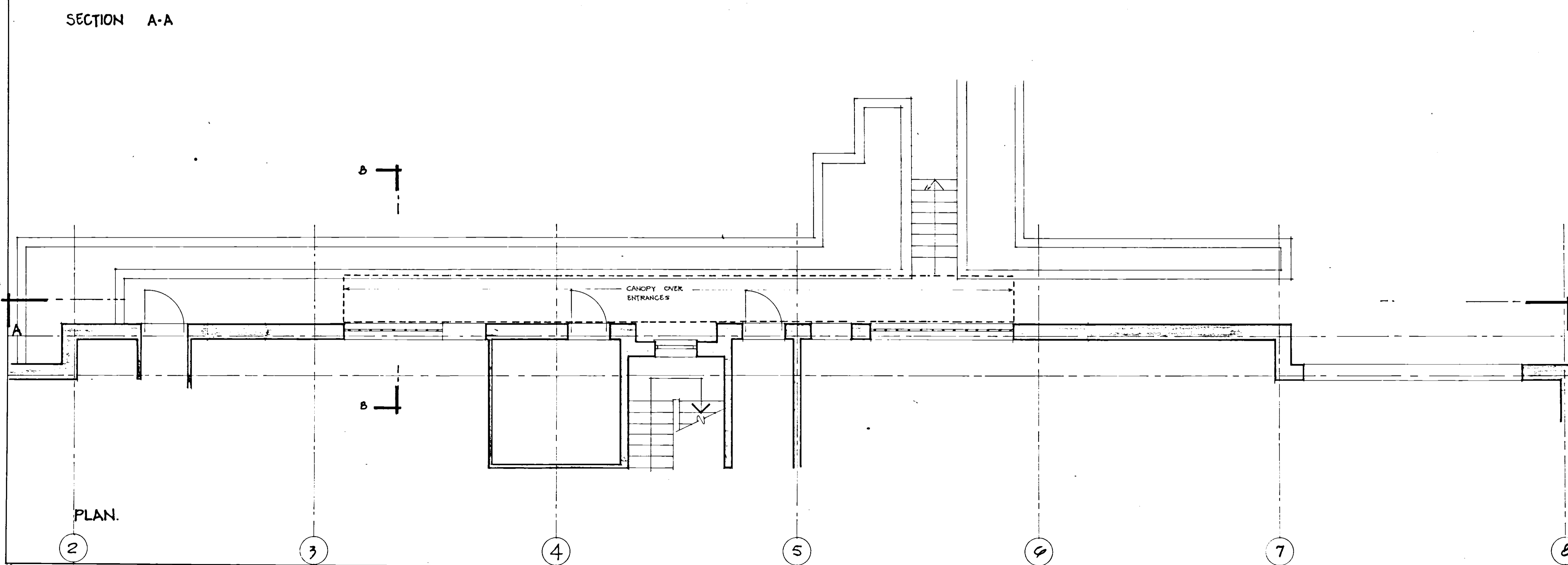
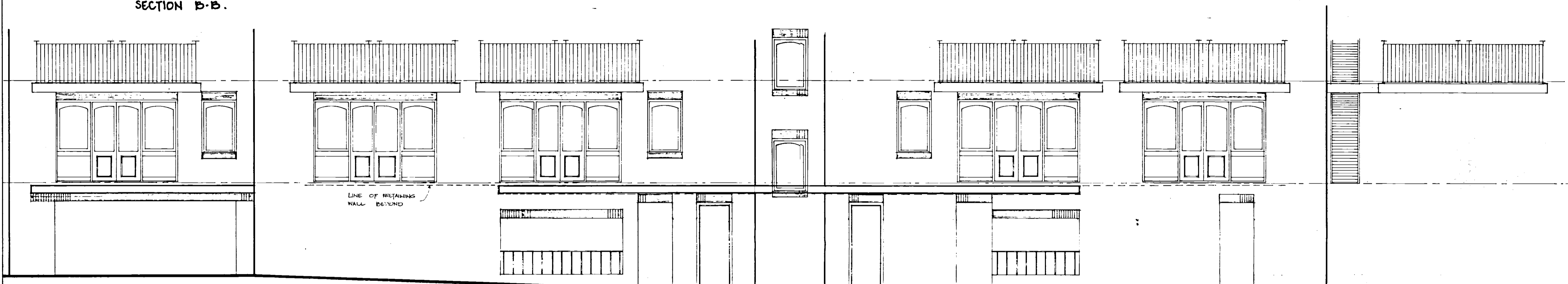
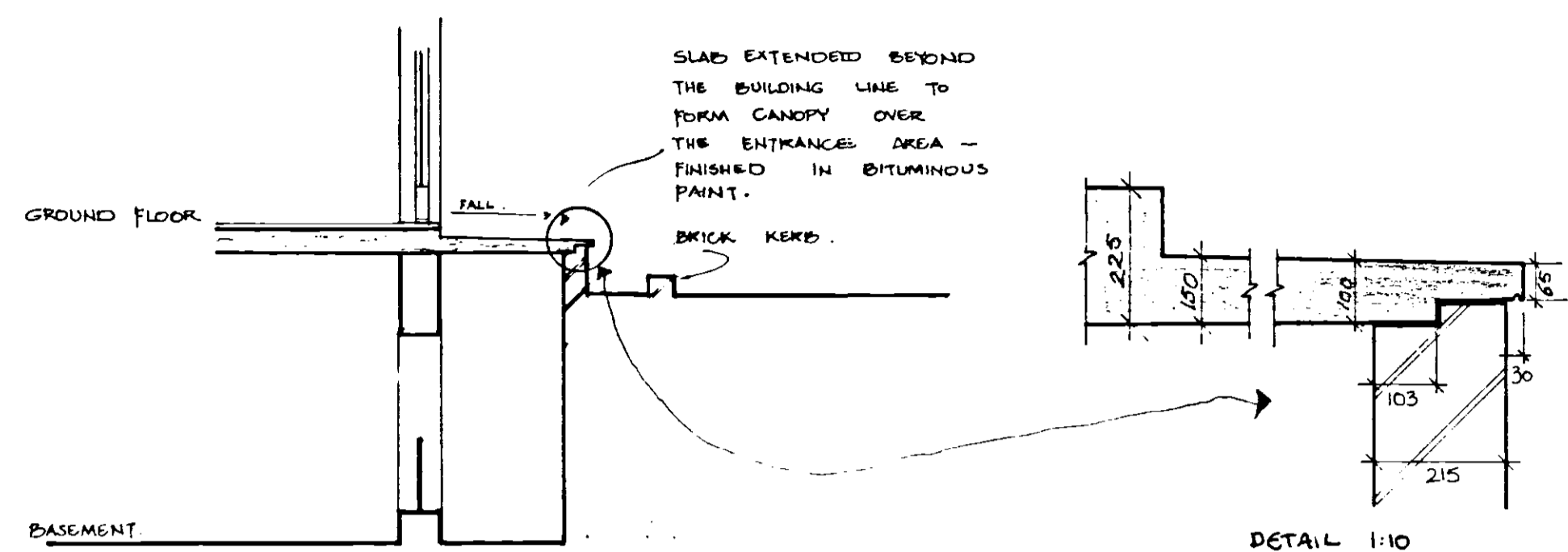
47
04 for all balcony details

This drawing is the copyright of the architect and is not to be reproduced without permission. ©

Figured dimensions to be used : Do not scale

All dimensions and particulars to be checked on site before work is commenced.

Notes



A	6-9-85	ALTERATION OF CANOPY ELEV	
rev	date	description	sign

The Kirby Adair Newson Partnership
 Chartered Architects
 23 Bull Plain
 Hertford
 Hertfordshire SG14 1DX
 Telephone:
 Hertford (0992) 59411

job title
 10-16 WELLCLOSE SQUARE,
 LONDON E.1.

drg title
 REAR ELEVATION
 CANOPY OVER ENTRANCE.

scale	date	drawn	checked
1:50	JULY 1985		

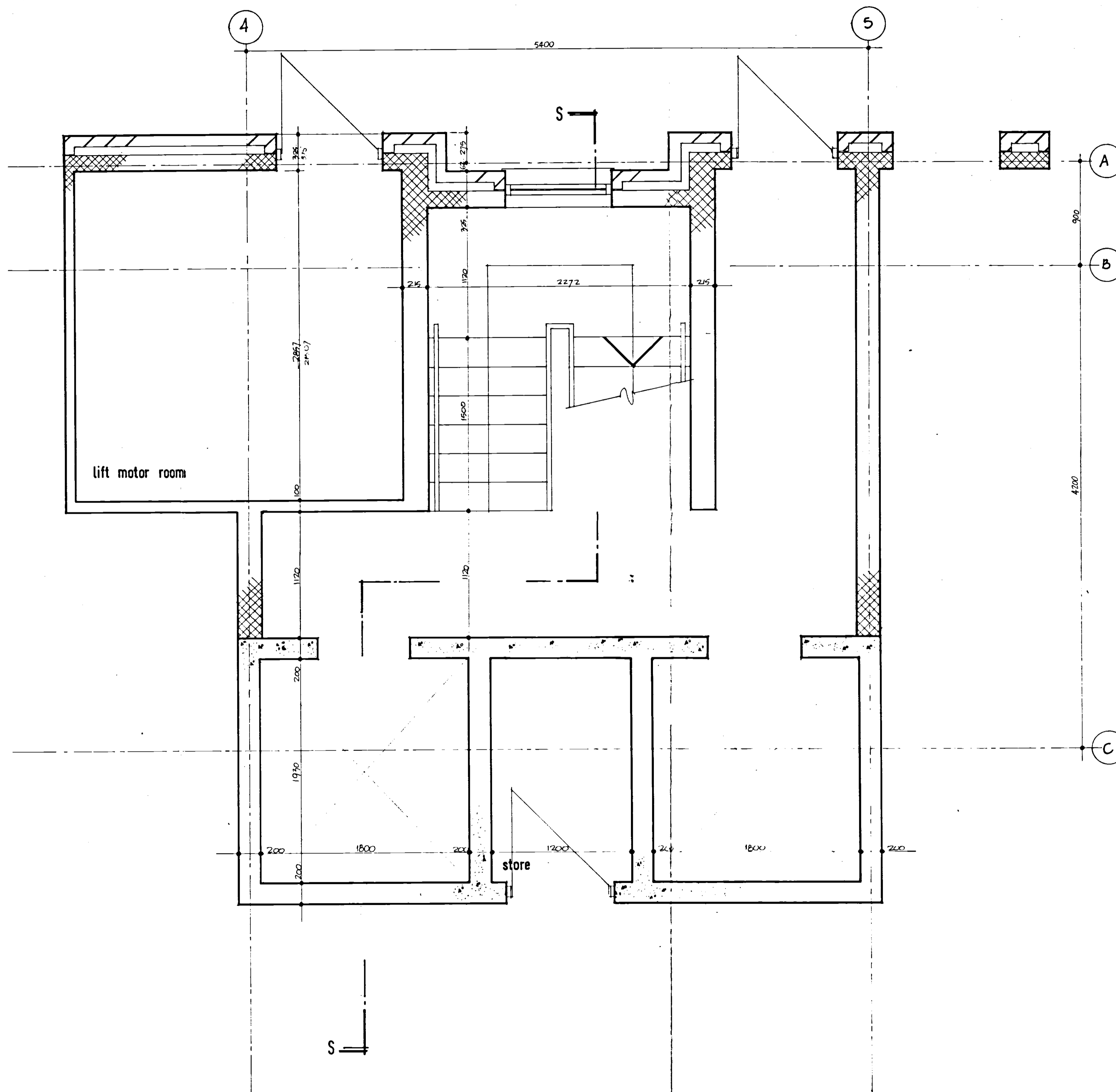
job no	drg no	rev
H726	/21/16	A

This drawing is the copyright of the architect and is not to be reproduced without permission. ©

Figured dimensions to be used : Do not scale

All dimensions and particulars to be checked on site before work is commenced.

Notes



rev	date	description	sign
P	4-9-85	Handwriting reduced	
A	26-6-85	(Entrance to store altered)	

The Kirby Adair Newson Partnership
 Chartered Architects
 23 Bull Plain
 Hertford
 Hertfordshire SG14 1DX
 Telephone:
 Hertford (0992) 59411

job title
 10-16 WELLCLOSE SQUARE
 LONDON E1

drg title
 STAIRCASE DETAILS
 BASEMENT FLOOR PLAN

scale	date	drawn	checked
1:20	MAY 1985		


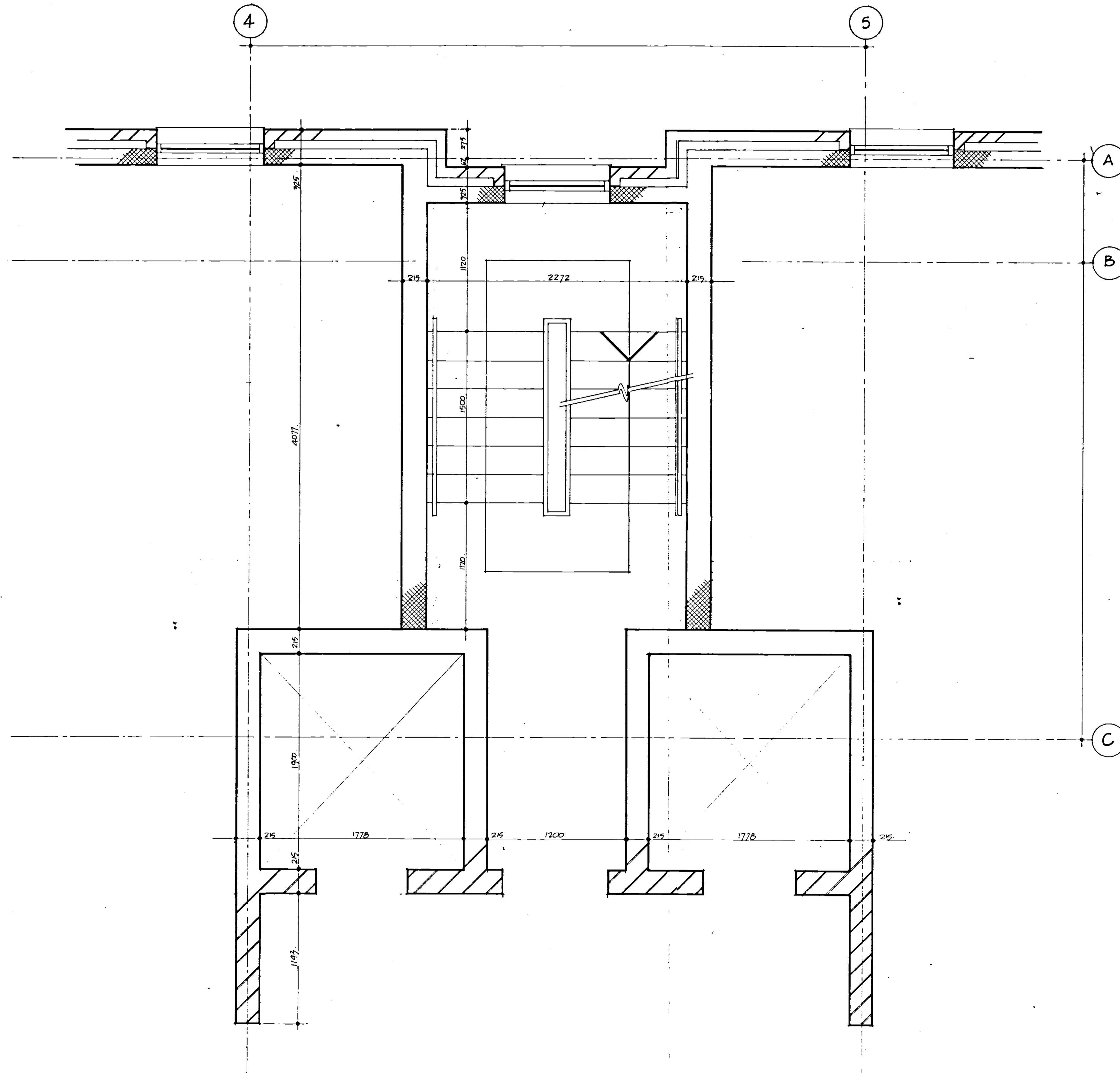
job no	drg no	rev
H726	/24/01	B

This drawing is the copyright of the architect and is not to be reproduced without permission. ©

Figured dimensions to be used : Do not scale

All dimensions and particulars to be checked on site before work is commenced.

Notes



rev	date	description	sign
A	SEP 85	Handraising reduced	SP

The Kirby Adair Newson Partnership
 Chartered Architects
 23 Bull Plain
 Hertford
 Hertfordshire SG14 1DX
 Telephone:
 Hertford (0992) 59411

job title
 10-16 WELLCLOSE SQUARE
 LONDON E1

drg title
 STAIRCASE DETAILS
 GROUND - FOURTH FLOOR PLAN

scale	date	drawn	checked
1:20	MAY 1985		


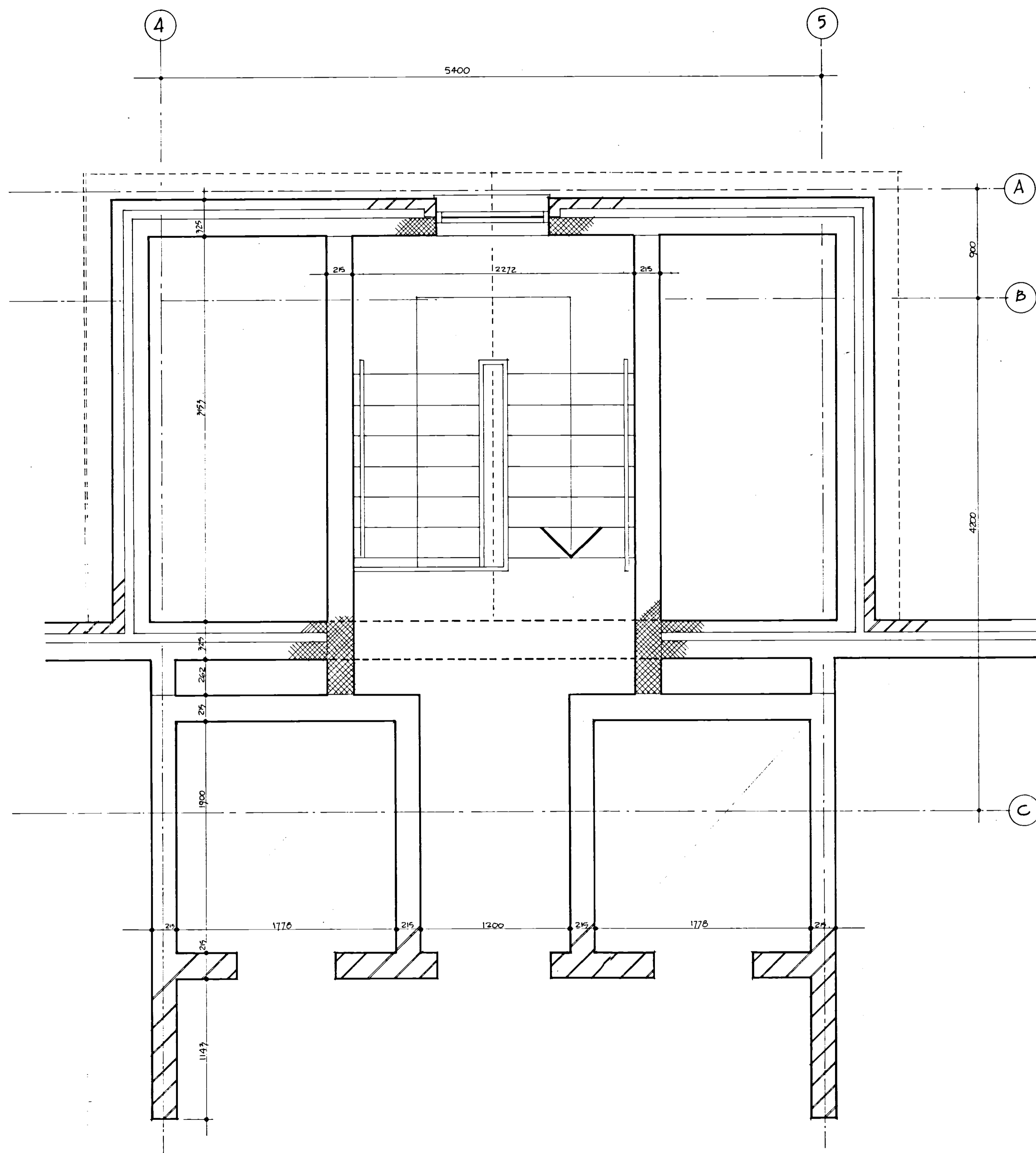
job no	drg no	rev
H726	/ 24/02	A

This drawing is the copyright of the architect and is not to be reproduced without permission. ©

Figured dimensions to be used : Do not scale

All dimensions and particulars to be checked on site before work is commenced.

Notes



4	SEPT 85	Hand/drawing reduced	SF
rev	date	description	sign

The Kirby Adair Newson Partnership
 Chartered Architects
 23 Bull Plain
 Hertfordshire SG14 1DX
 Telephone: Hertford (0992) 59411

job title
 10-16 WELLCLOSE SQUARE
 LONDON E1

drg title
 STAIRCASE DETAILS
 5th FLOOR PLAN

scale	date	drawn	checked
1:20	MAY 1985		


job no	drg no	rev
726	24/03	A

This drawing is the copyright of the architect and is not to be reproduced without permission. ©

Figured dimensions to be used: Do not scale

All dimensions and particulars to be checked on site before work is commenced.

Notes



rev	date	description	sign
B	4-9-85	WINDOWS MOVED	
A	14-8-85	STAIR RAILS ALTERED	
		1) WAIST THICKNESS AMENDED TO READ 125mm	

The Kirby Adair Newson Partnership
 Chartered Architects

23 Bull Plain
 Hertford
 Hertfordshire SG14 1DX
 Telephone:
 Hertford (0992) 59411

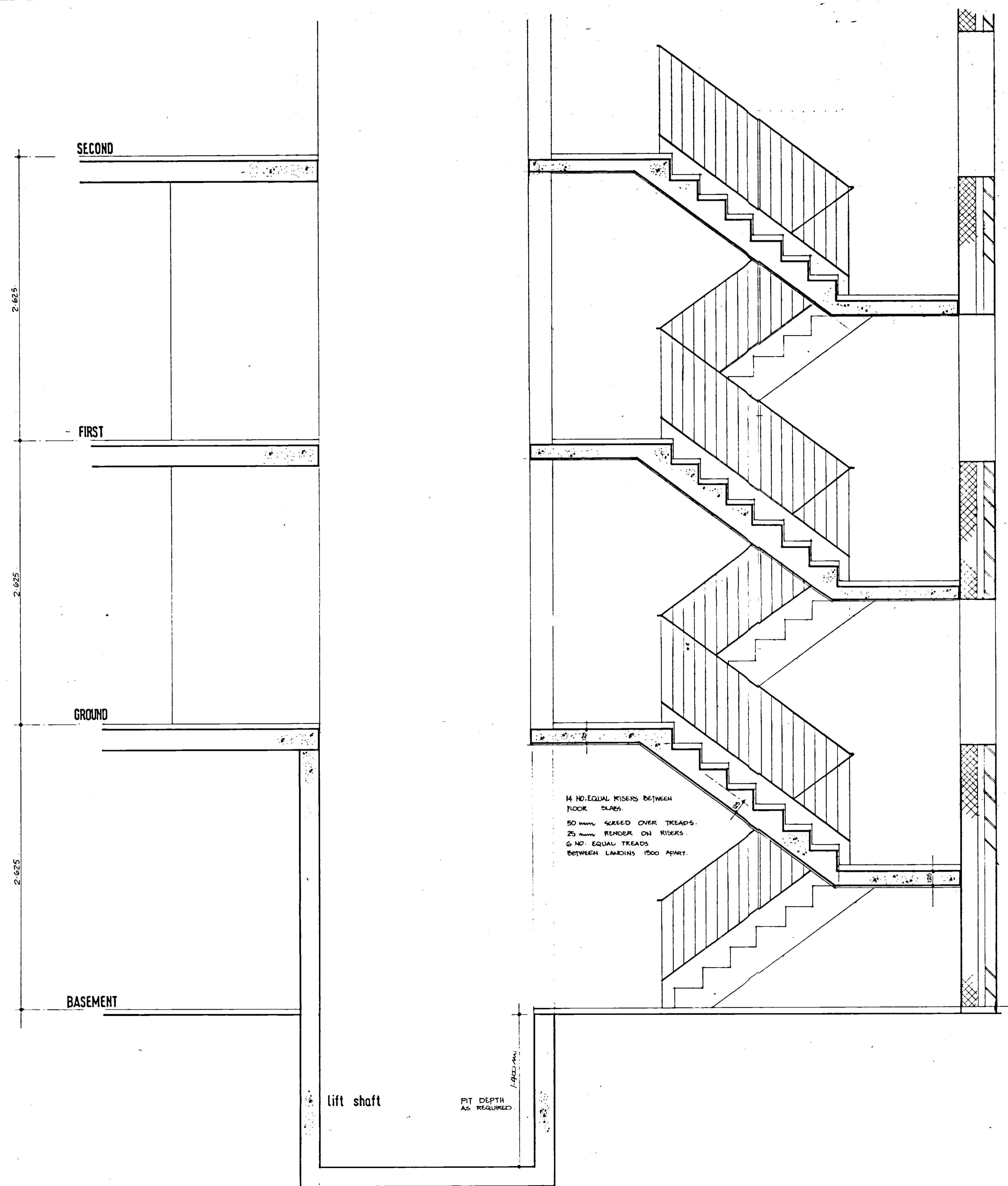
job title
 10-16 WELLCLOSE SQUARE
 LONDON E1

drg title
 STAIRCASE DETAILS
 SECTION S-S

DRG. 1 OF 2

scale	date	drawn	checked
1:20			

job no	drg no	rev
H726	24/04	B



MAX. HEIGHT
AVAILABLE FOR HEADROOM

3200

FIFTH

FOURTH

THIRD

SECOND

2.695

2.625

2.625

LINE OF PITCH
ROOF BEYOND


This drawing is the copyright of the architect and is not to be reproduced without permission. ©

Figured dimensions to be used : Do not scale

All dimensions and particulars to be checked on site before work is commenced.

Notes

1. THIS DRAWING TO BE READ
IN CONJUNCTION WITH H726/24/04.



B	14.9.85	STAIR HANDRAILS ALTERED WINDOWS MOVED.	
A	14.8.85	WAST THICKNESS AMENDED.	
rev	date	description	sign

The Kirby Adair Newson Partnership
Chartered Architects

23 Bull Plain
Hertford
Hertfordshire SG14 1DX
Telephone:
Hertford (0992) 59411

job title
10-16 WELLCLOSE SQUARE
LONDON E1.

drg title
STAIRCASE DETAILS
SECTION S-S
DRG. 2 OF 2

scale	date	drawn	checked
1:20	MAY 1985		

job no	drg no	rev
H726	/24/05	B

This drawing is the copyright of the architect and is not to be reproduced without permission. ©

Figured dimensions to be used : Do not scale

All dimensions and particulars to be checked on site before work is commenced.

Notes

- C 4.7.85 (foundations) not shown, not detailed
- B 4.7.85 Full provided at entrance. Further details added
- A 10.6.85 Central handrails omitted. Further details added

rev	date	description	sign

The Kirby Adair Newson Partnership
Chartered Architects


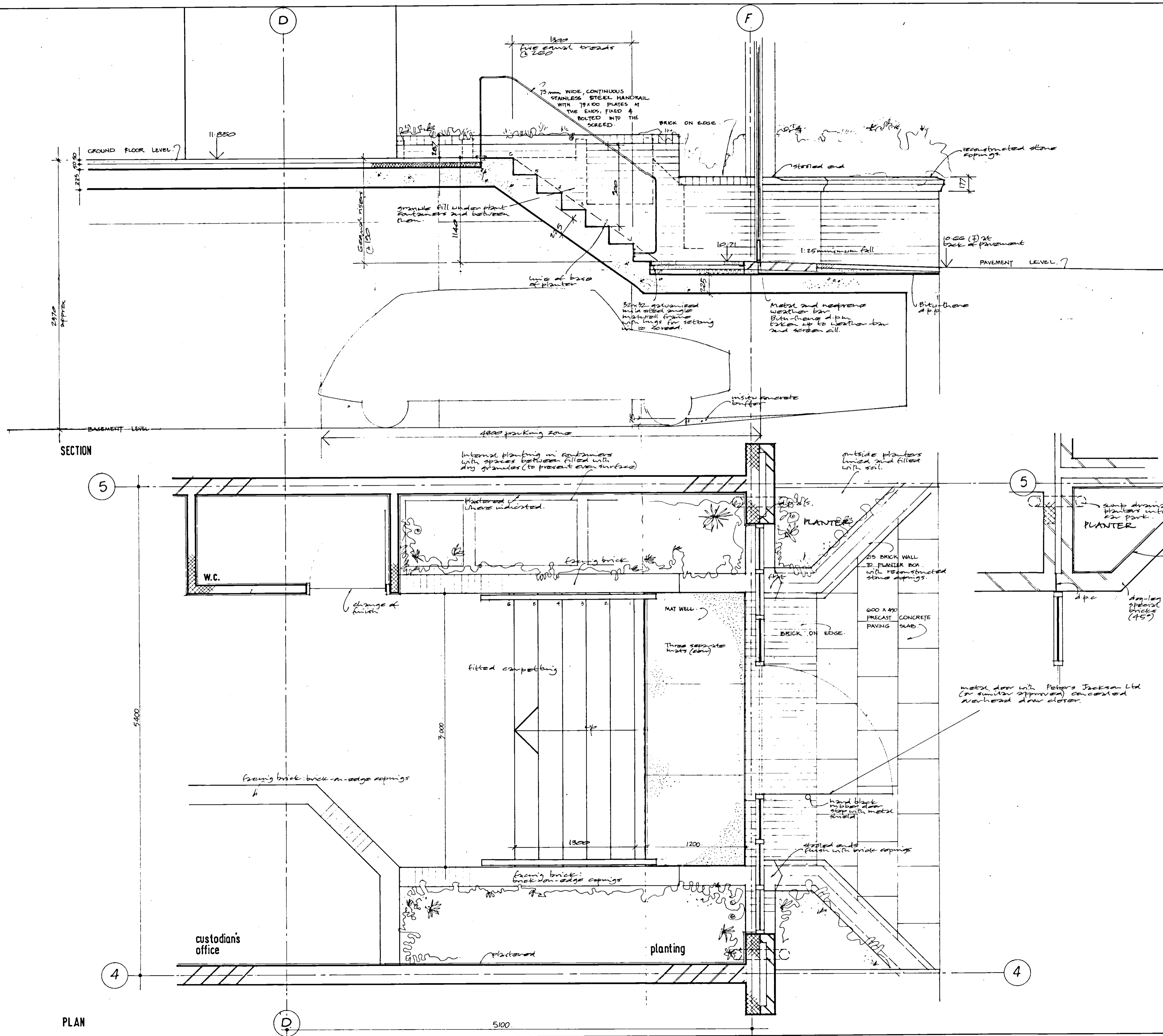
23 Bull Plain
Hertford
Hertfordshire SG14 1DX
Telephone: Hertford (0992) 59411

job title
10-16 WELLCLOSE SQUARE LONDON E1

drg title
STAIRCASE DETAILS ENTRANCE AREA

scale	date	drawn	checked
1:20	MAY 1985		

job no	drg no	rev
H726	24/06	C



SECTION

PLAN


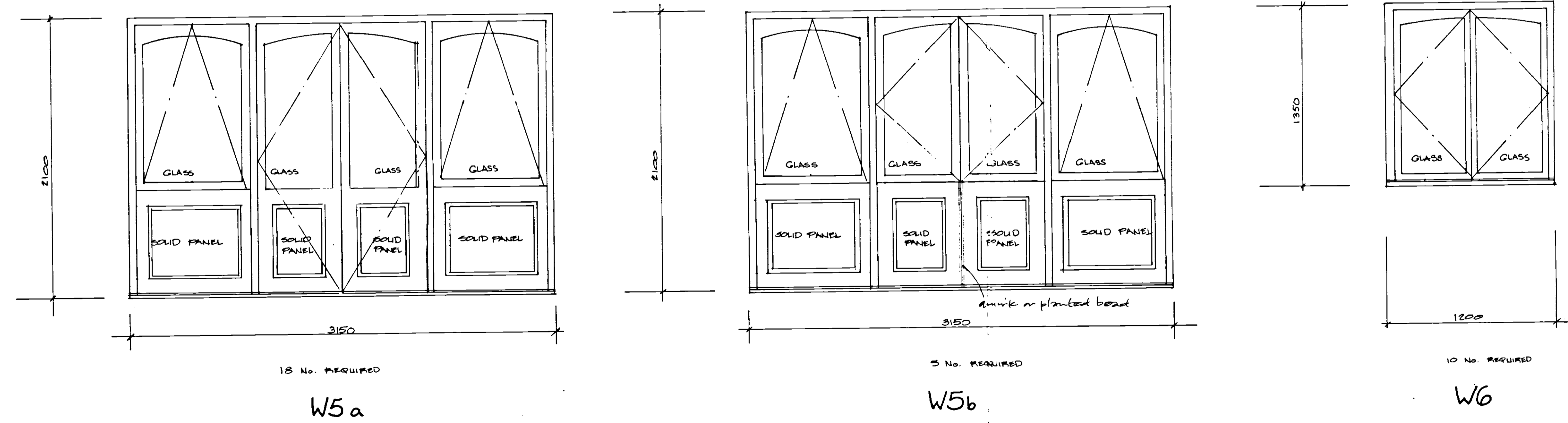
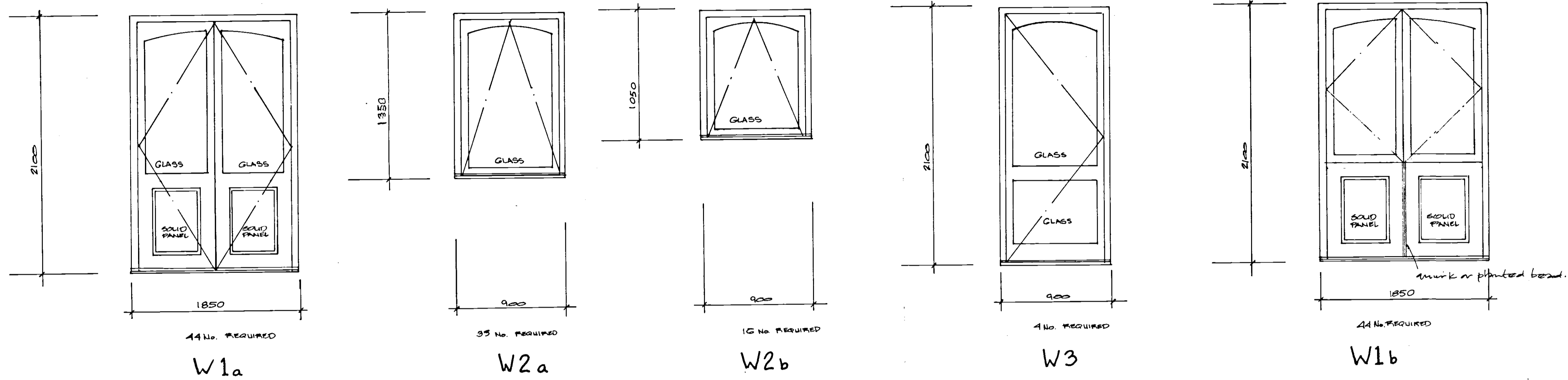
This drawing is the copyright of the architect and is not to be reproduced without permission. ©

Figured dimensions to be used: Do not scale

All dimensions and particulars to be checked on site before work is commenced.

Notes

ALL DIMENSIONS REFER TO ACTUAL SIZE OF UNITS: FOR STRUCTURAL OPENINGS SEE WORKING DRAWING PLANS & SECTIONS. DOUBLE GLAZING FOR ALL UNITS. EACH UNIT TO BE FITTED WITH A PERMANENT VENT TO GIVE 2000 mm² VENTILATION AS REQUIRED BY LONDON BUILDING ACT 14.02. PRESERVATIVE STAINED FINISH (SIKENS RUMBLE TBE OR SIMILAR).



- E 18.9.85 quantities for units W2a W2b and W5a adjusted to 2 panel with revised frame.
- D 13.8.85 W5c ADDED.
- C 11.6.85 Dimensions adjusted.
- F 22.5.85 AMENDED TO CLIENT'S INSTRUCTION AG6
- A 17.5.85 WINDOWS W2b & W5b ADDED, DIMENSION CHANGED TO W4, DRAWING NUMBER AMENDED. AG6.

rev	date	description	sign

The Kirby Adair Newson Partnership
Chartered Architects

23 Bull Plain
Hertford
Hertfordshire SG14 1DX
Telephone:
Hertford (0992) 59411

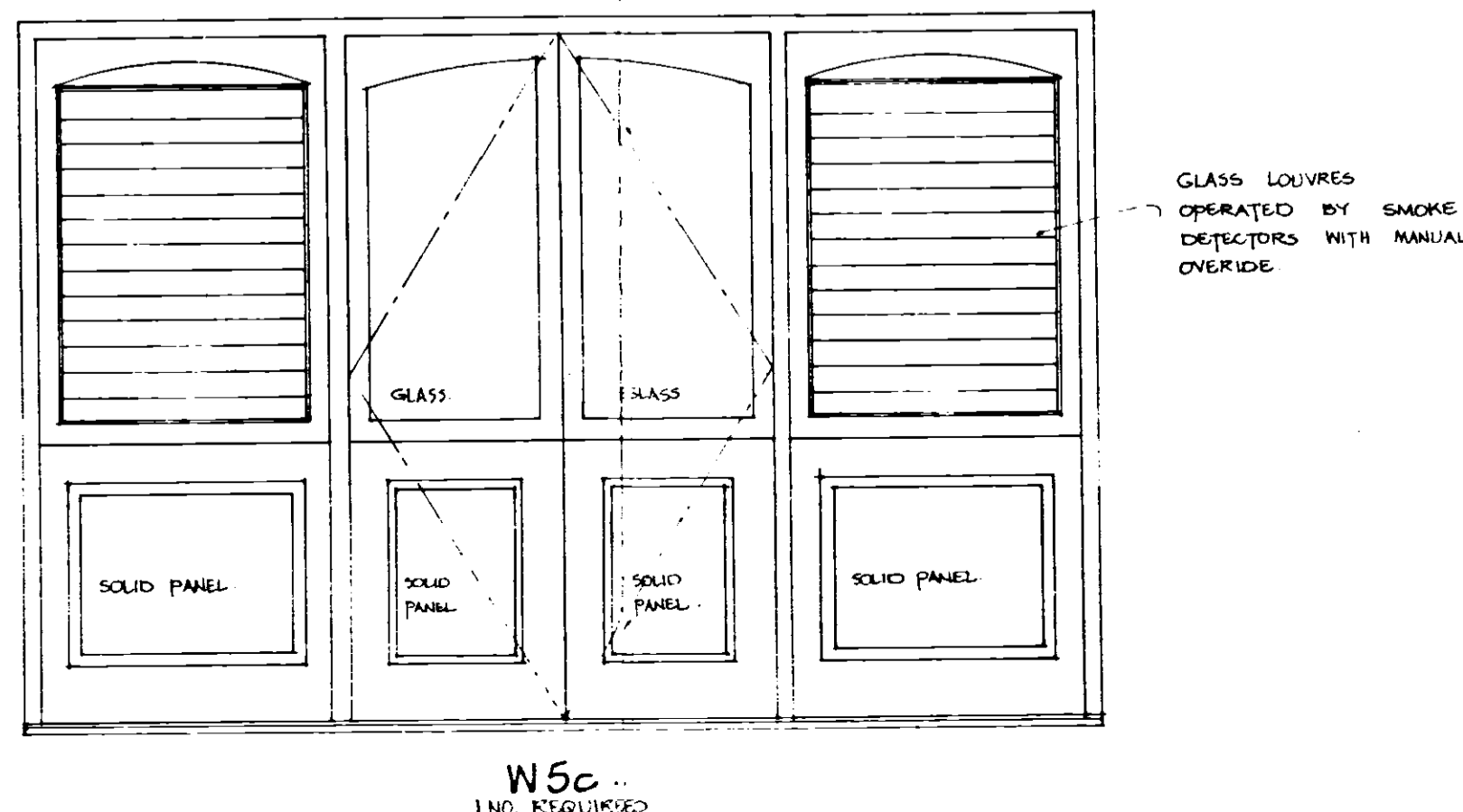
Job title
**WELLCLOSE SQUARE
LONDON E1**

Job title
WINDOW SCHEDULE

scale	date	drawn	checked
1:20	17.5.85	AGB.	

job no	arg no	rev
H726	31/01	E

FOR WINDOW CODE W4 (LOUVERED ALUMINIUM UNIT) SEE DRAWING 31/04

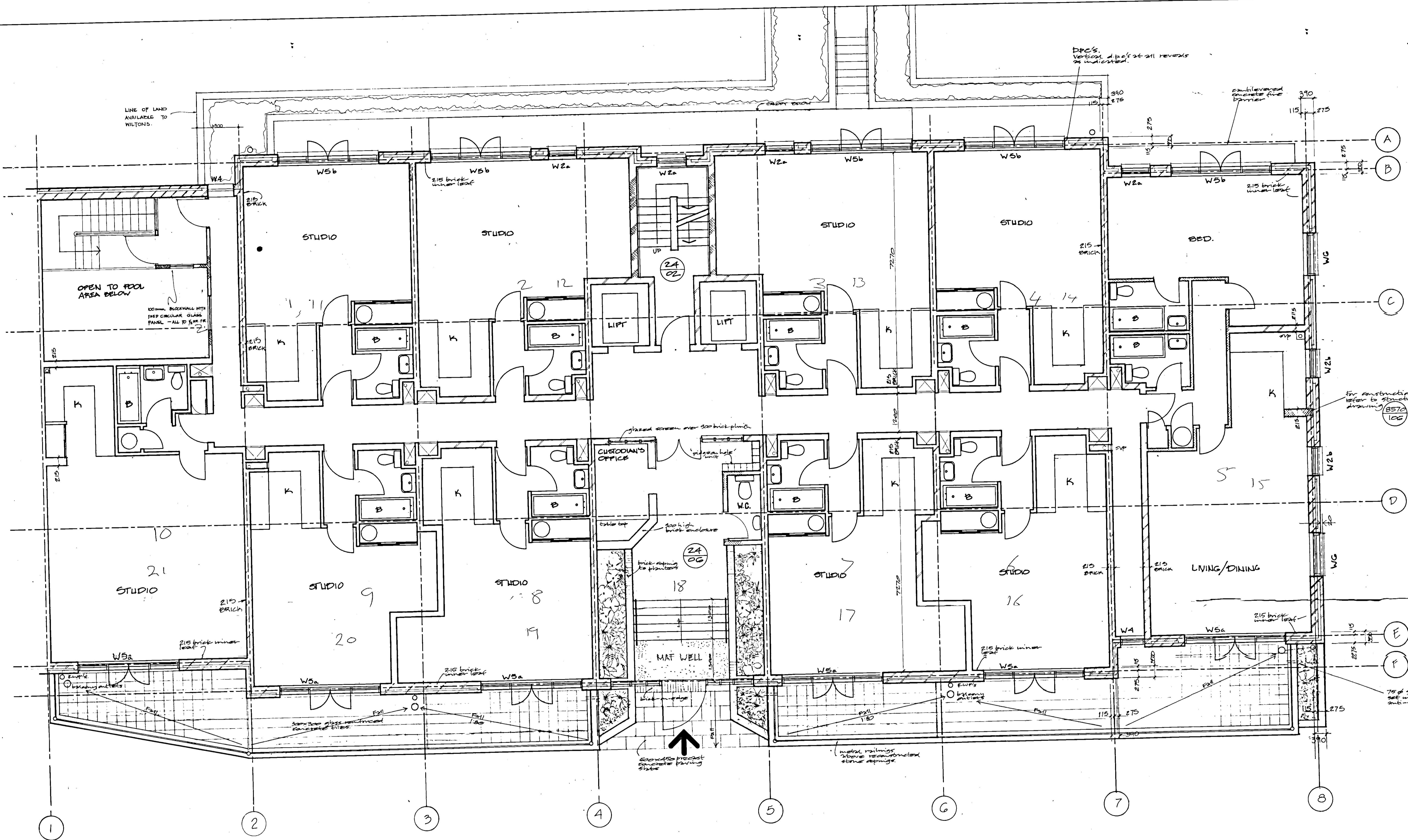


W5c
1 NO. REQUIRED

DISTRICT SURVEYOR
 - 3 OCT 1985
 LOWER HAMLETS

This drawing is the copyright of the architect and is not to be reproduced without permission.
 Figured dimensions to be used. Do not scale.
 All dimensions and particulars to be checked on site before work is commenced.

Notes



For construction home
 refer to structural Engineer's
 drawing 8572
 100

75 of SEE notes mostly
 see also refer to provide
 multi-floor discharge.

DISTRICT SURVEYOR
 - 3 OCT 1985
 LOWER HAMLETS

- I 10.1.85 ADDITIONAL CWP ADDED TO KITCHEN AGB
- H 3.7.85 END WALL ALTERED.
- G 9.8.85 1) REFUSE STORES REMOVED
 2) GLASS SCREEN OVER THE POOL REPLACED
- F 25.7.85 East wall dimensioned to structural Engineer's drawing, details.
- E 16.7.85 DIMS ADDED TO WALLS AND CEILING TO SPS. DIMENSIONS SHOWN ON DRAWING TO BE USED. ALL DIMS CHECKED IN ACCORDANCE WITH OTHER ENG. REQUIREMENTS.
- D 4.7.85 DIMS CHECKED IN ACCORDANCE WITH OTHER ENG. REQUIREMENTS.
- C 25.6.85 Through ventilation over pool area.
- B 7.6.85 Entrance modified

NOTE:
 CAVITY WALL CONSISTING OF:
 100 mm FACING BRICK OUTER LEAF
 75 mm CAVITY
 25 mm JAGLITE EXPANDED POLYSTYRENE INSULATION
 INNER LEAF OF BRICKWORK AS DIMENSIONED.
 PLASTER & FINISH.
 (SEE ALSO STRUCTURAL ENGINEER'S DRAWING)
 EAST WALL DIFFERS AS INDICATED

NOTE:
 FOR ALL OTHER DIMENSIONS, INCLUDING SETTING OUT DIMENSIONS, SEE SHEET E1/04

The Kirby Adair Newson Partnership
 Chartered Architects
 23 Ball Park, Hatfield
 Hertfordshire SG14 1JX
 Tel: 0462 841411

Job Title
**WELLCLOSE SQUARE
 LONDON E1**

Dwg Title
GROUND FLOOR PLAN

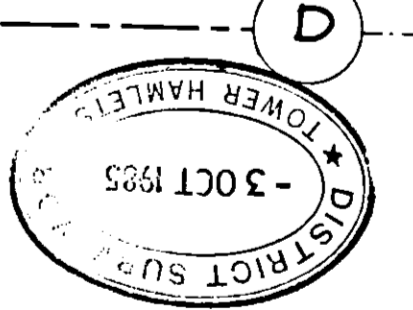
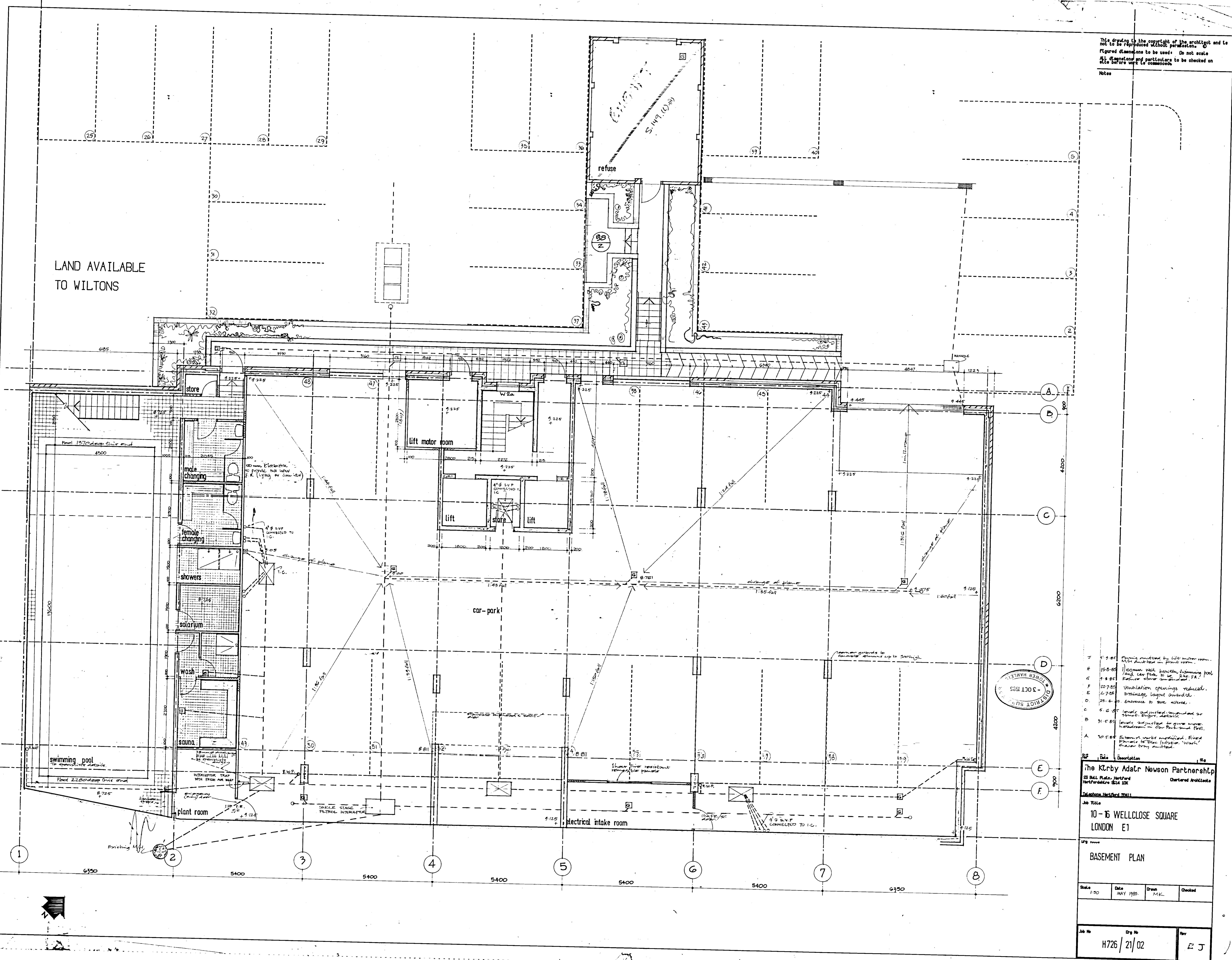
Scale	Date	Drawn	Checked
1:50	13.5.85	AGB	

Job No	Dwg No	Rev
H726	21/03	I

DISTRICT SURVEYOR
 - 3 OCT 1985
 LOWER HAMLETS

This drawing is the copyright of the architect and is not to be reproduced without permission.
 Figured dimensions to be used. Do not scale.
 All dimensions and particulars to be checked on site before work is commenced.
 Notes

LAND AVAILABLE TO WILTONS

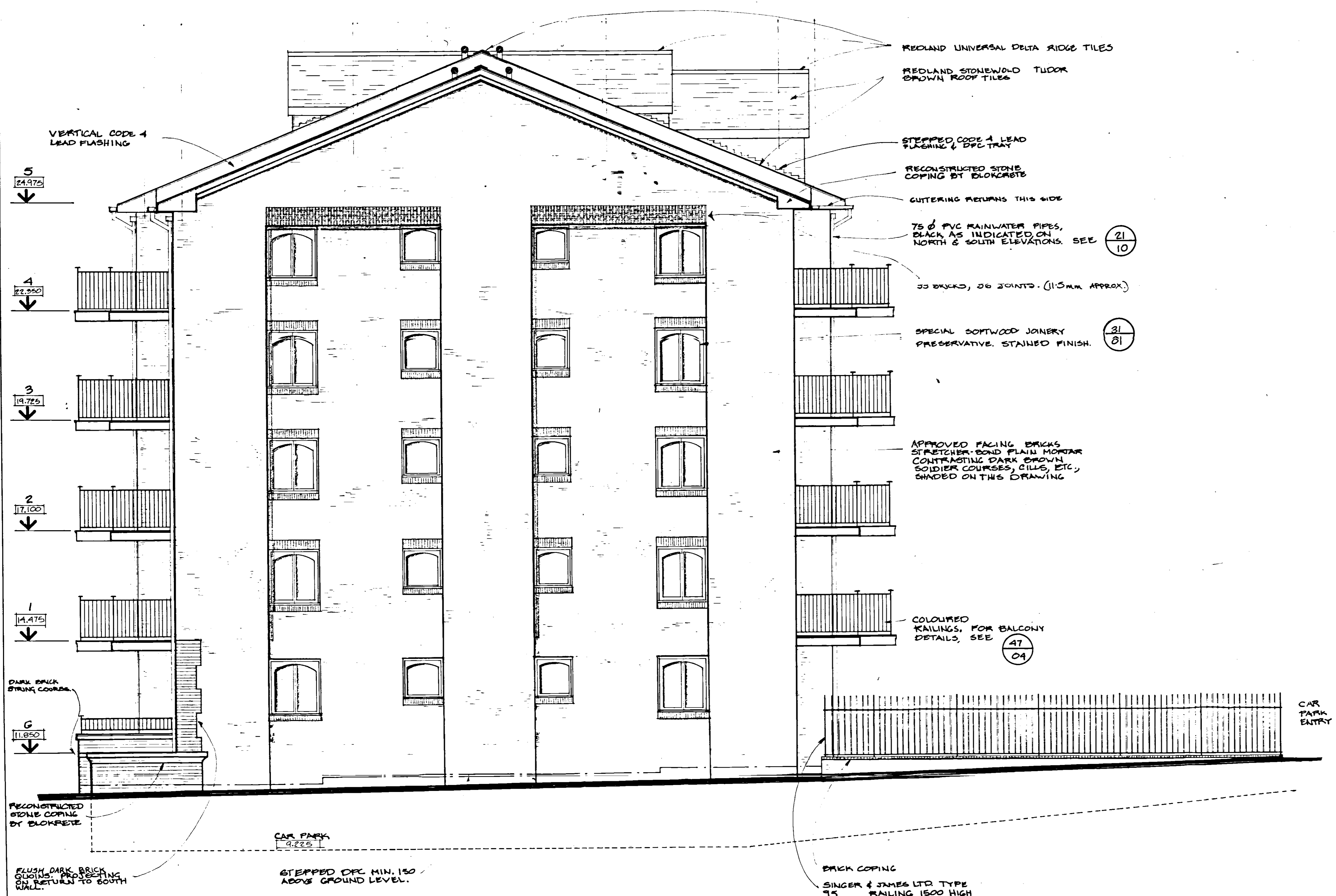


- J 5.9.85 Being omitted by lift motor room. Not detailed in plan room.
- H 15.8.85 1/2 room wall beneath swimming pool. 1/2 room can take to be 2 1/2 ft. P.R. Refuse store amended.
- G 1.8.85 Refuse store amended.
- F 22.7.85 Ventilation openings reduced. Drainage layout amended.
- E 1.7.85 Drainage layout amended.
- D 23.6.85 Entrance to store altered.
- C 5.6.85 Levels adjusted. Amended as shown. Ejector details.
- B 31.5.85 Levels adjusted to give more headroom in car park and pool.
- A 30.5.85 External works modified. First floor to be level. Wash plant to be modified.


The Kirby Adair Newson Partnership
 22 Bell Place, Hatfield
 Hertfordshire SG14 1JX
 Telephone Hatfield 53111

Job Title
 10-16 WELLCLOSE SQUARE
 LONDON E1

BASEMENT PLAN			
Scale	Date	Drawn	Checked
1:50	MAY 1985	M.K.	
Job No	Draw No	Rev	
H726	21/02	E J	




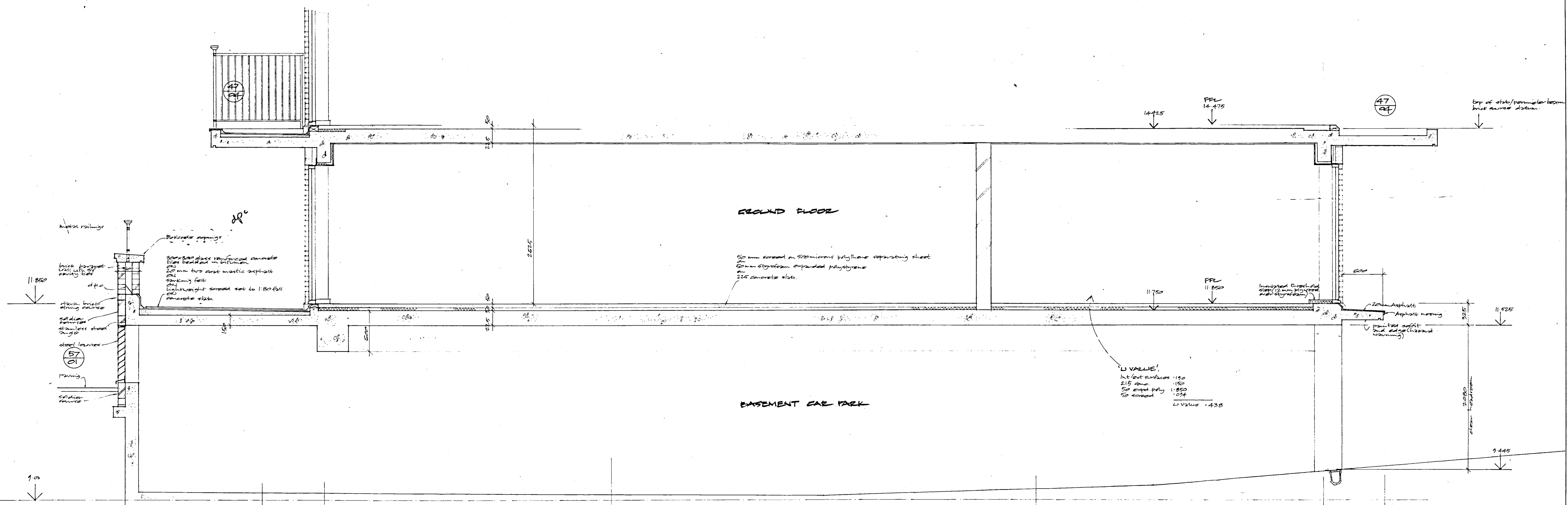
EAST ELEVATION



- B 5.7.85 CHANGE OF RAILINGS
- CHANGE OF BRICK DETAILING
- A 5.7.85 C.A.V.P. POSITIONS REVISED

Ref	Date	Description	Sup
The Kirby Adair Newson Partnership Bellry House, Bell Lane Hertford, Herts SG14 1BP Telephone: Hertford 52411			
Job Title WELLCLOSE SQUARE LONDON E1			
Drg Title EAST ELEVATION			
Scale	Date	Drawn	Checked
1:50	17.5.85	AGB	
Job no.	Drg no.	Rev	
H726	21/11	B	



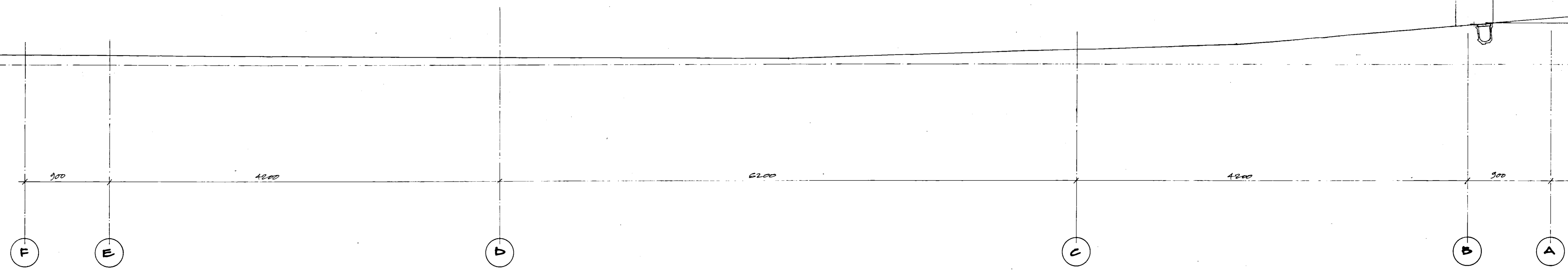


GROUND FLOOR

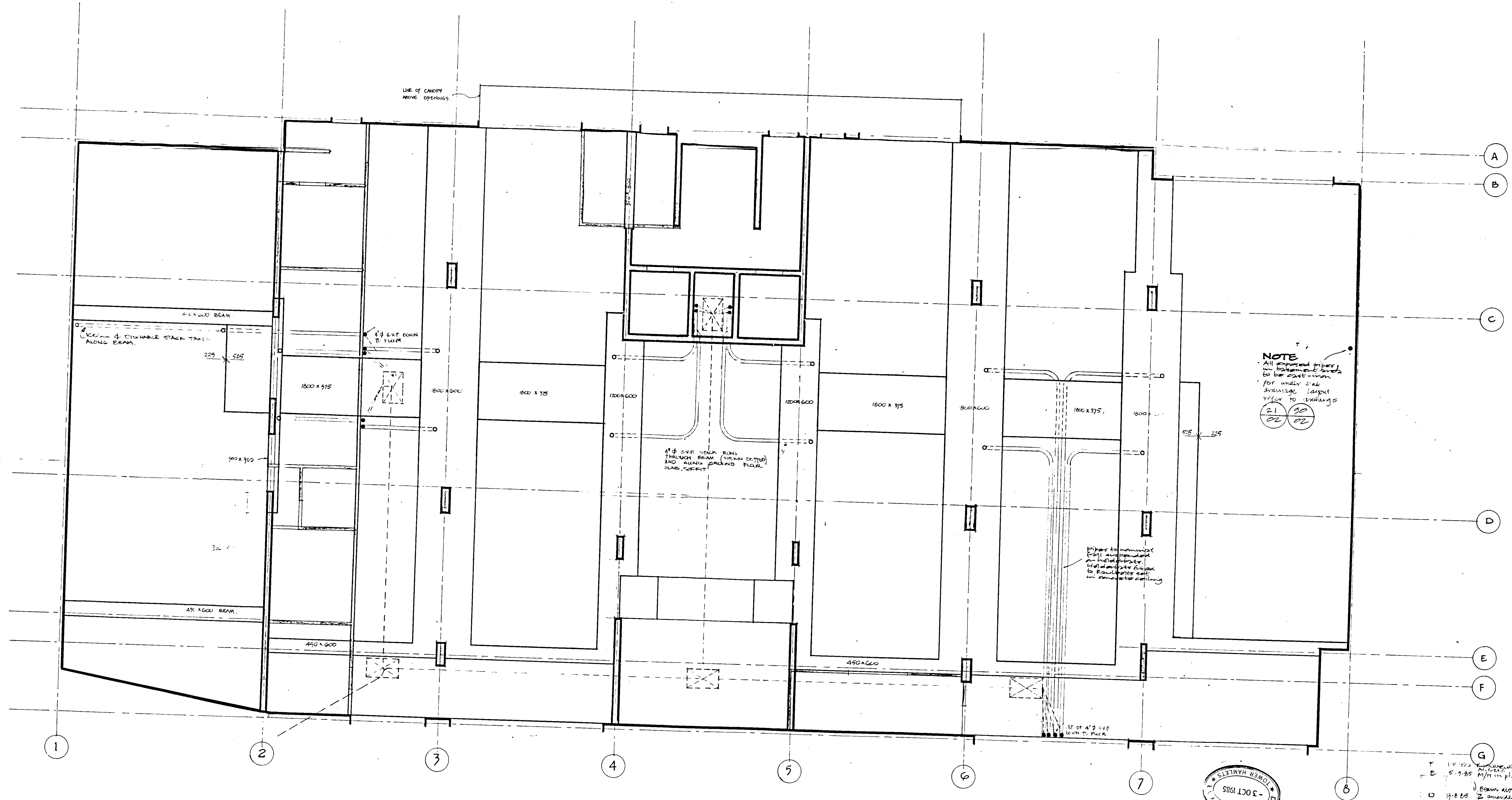
BASEMENT CAR PARK

50 mm screed on 200 micron polythene separating sheet
 50 mm styrofoam expanded polystyrene
 225 concrete slab.

L VALLE!
 Int. Ext. surfaces 190
 215 above 180
 50 screed 11.850
 50 screed 1.034
 L Value .438



Ref	Date	Description	By	Sup
A	14.8.85	Revisions changed: proposing		
The Kirby Adair Newson Partnership Chartered Architects Betty House, Bell Lane Hertford, Herts SG14 1BP Telephone: Hertford 58411				
Job Title WELLCLOSE SQUARE LONDON E1				
Dwg Title SECTION THRO BASEMENT CAR PARK				
Scale	Date	Drawn	Checked	
1:50	5.6.85	LVA		
Job no.	Dwg no.	Rev		
H726	21/14	A		



- F 14-12-85
- E 0-9-85
- D 17-8-85
- C 22-7-85
- B 4-7-85
- A 24-5-85

The Kirby Adair Newson Partnership
 Chartered Architects
 10-16 Wellclose Square
 London E1
 Telephone: Herford 59411

Job Title
**10-16 WELLCLOSE SQUARE
 LONDON E1**


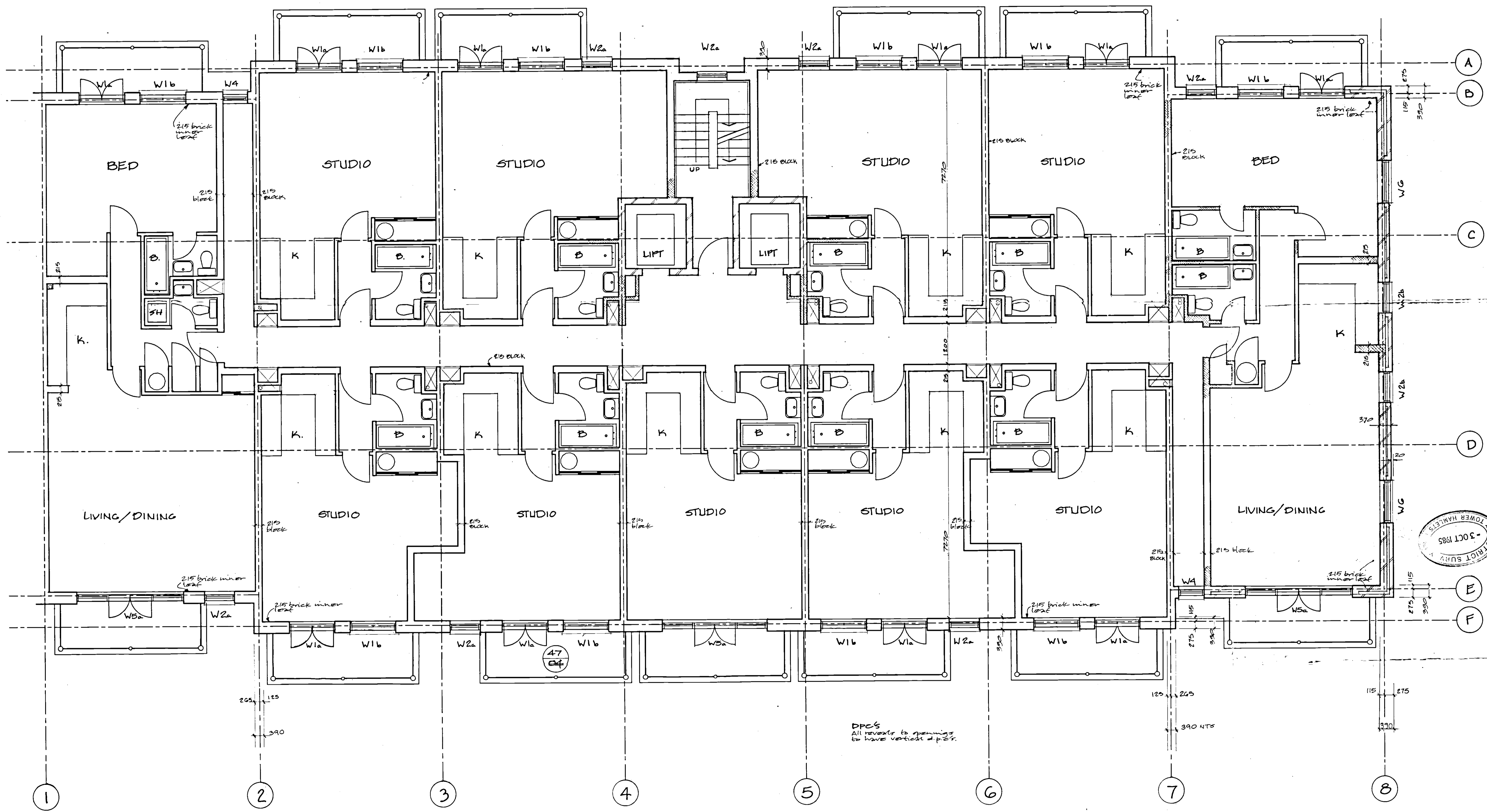
Draw Title
**BASEMENT CEILING PLAN
 (Mirrored)**

Scale	Date	Drawn	Checked
1:50	JUNE 1985		

Job no.	Draw no.	Rev.
H 726	/21/15	

This drawing is the copyright of the architect and is not to be reproduced without permission.
 Figured dimensions to be used. Do not scale.
 All dimensions and particulars to be checked on site before work is commenced.

Notes



F	1000 ADDITIONAL CUP ADDED TO KITCHEN	AGB	
B	2-9-85 GND WALL ALTERED	AGB	
A	10-85 REFUSE STORES REMOVED	AGB	
Ref	Date	Description	By

The Klrby Adair Newson Partnership
 23 Bull Plain, Hertford
 Hertfordshire SG14 1DX
 Telephone Hertford 58111

Job Title
**WELLCLOSE SQUARE
 LONDON E1**

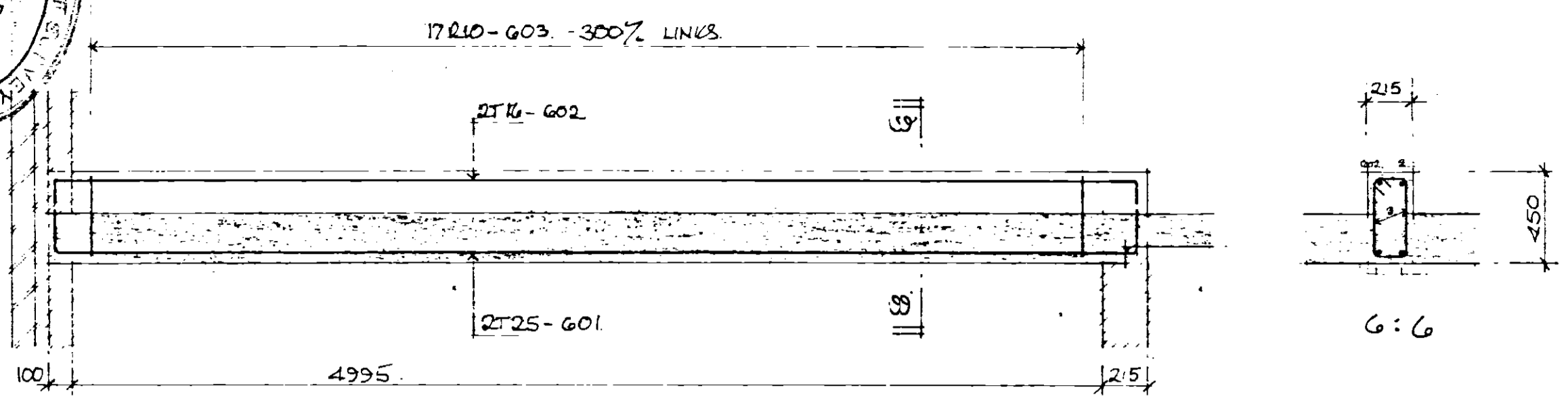

Dwg Title
PLANS FOR FLOOR 2

Scale	Date	Drawn	Checked
1:50	9.5.85	AGB	
Job No	Dwg No	Rev	
H726	21/17	C	

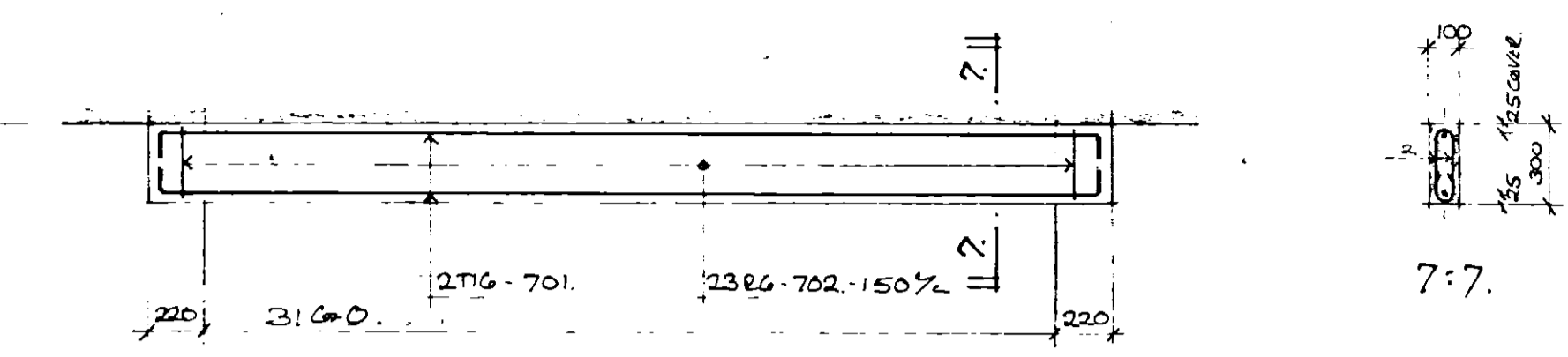
NOTE: FOR SETTING OUT DIMENSIONS FOR WINDOWS SEE DRAWING 21/04

NOTE: CAVITY WALL AS DIMENSIONED CONSISTING OF:
 100 mm OUTER LEAF FACE BRICKWK.
 75 mm CAVITY
 25 mm JABULITE EXPANDED POLYSTYRENE INSULATION WITHIN CAVITY
 BLOCKWORK INNER LEAF (SEE ALSO STRUCTURAL ENGINEER'S DRAWINGS)

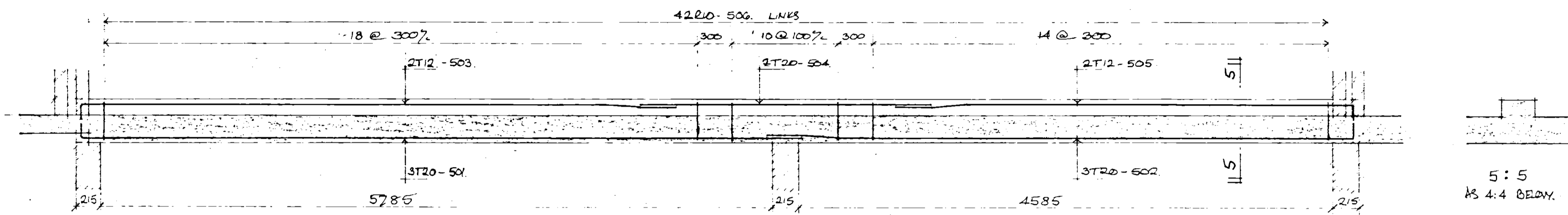




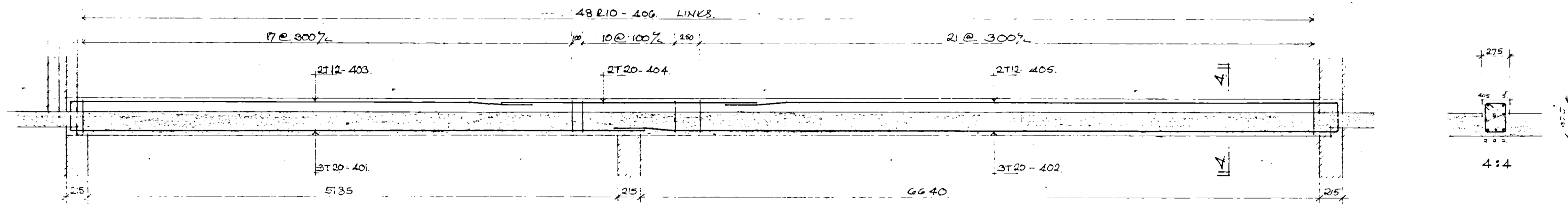
WS/13 - 2^N THUS.



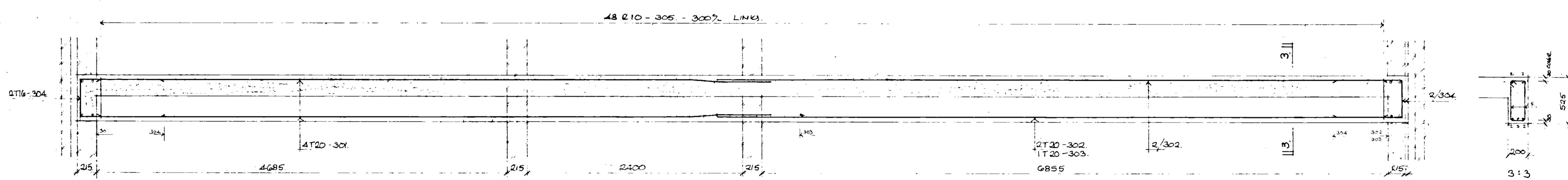
LINTEL 'J' 3^N THUS.
REPEAT FOR LINTEL 'M' (1^N)



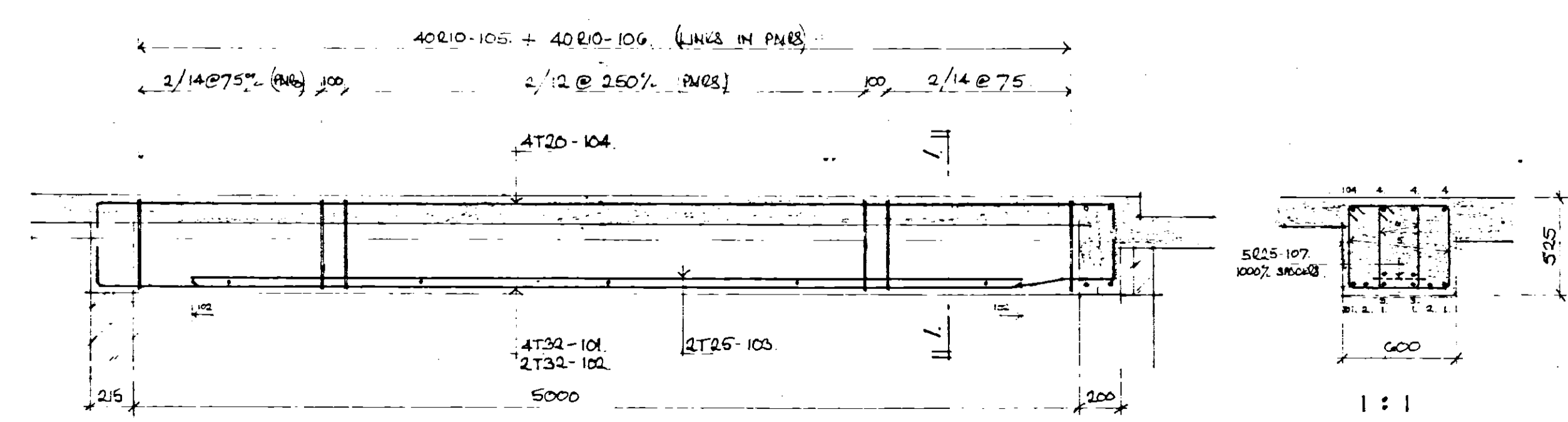
WS/12.
WS/12A HANDED.



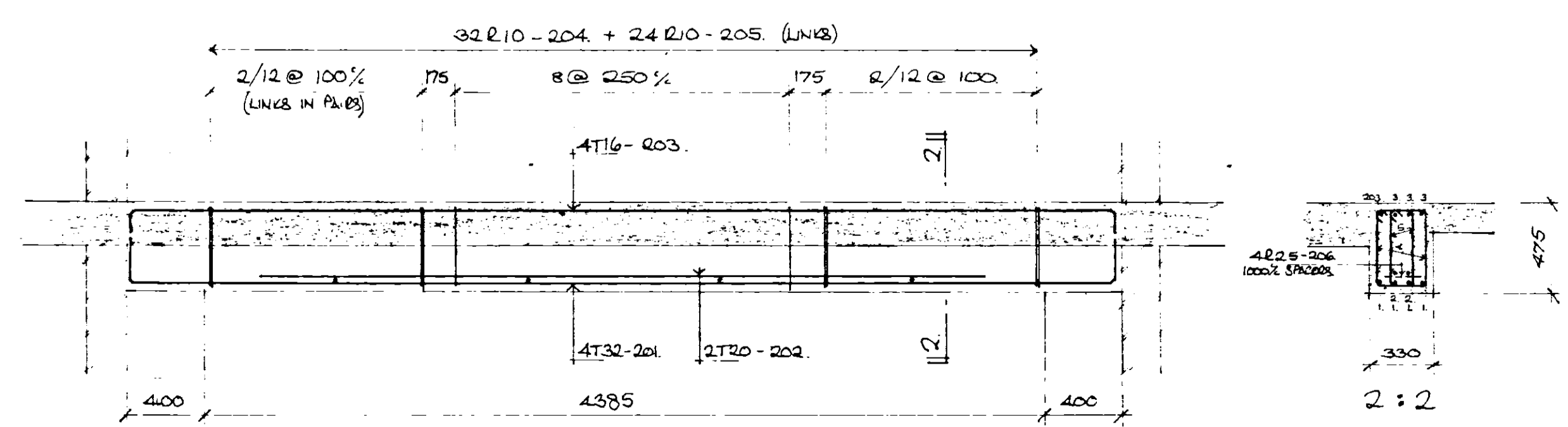
WS/11.
WS/11A HANDED.



WS/09 - 2^N THUS (VIEW FROM INSIDE).
WS/09A SIMILAR BUT HANDED.



WS/05.



WS/06.

notes
REINFT. ON SCHEDULE N^{OS} 138/01 & 02.
35mm CONC. COVER TO MAIN BARS
UNLESS SHOWN OTHERWISE.



KIOBY, ADAIR, NEWSON PARTNERS.
CHARTERED ARCHITECTS.
23 BULL PLAIN, HERTFORD, HERTS.

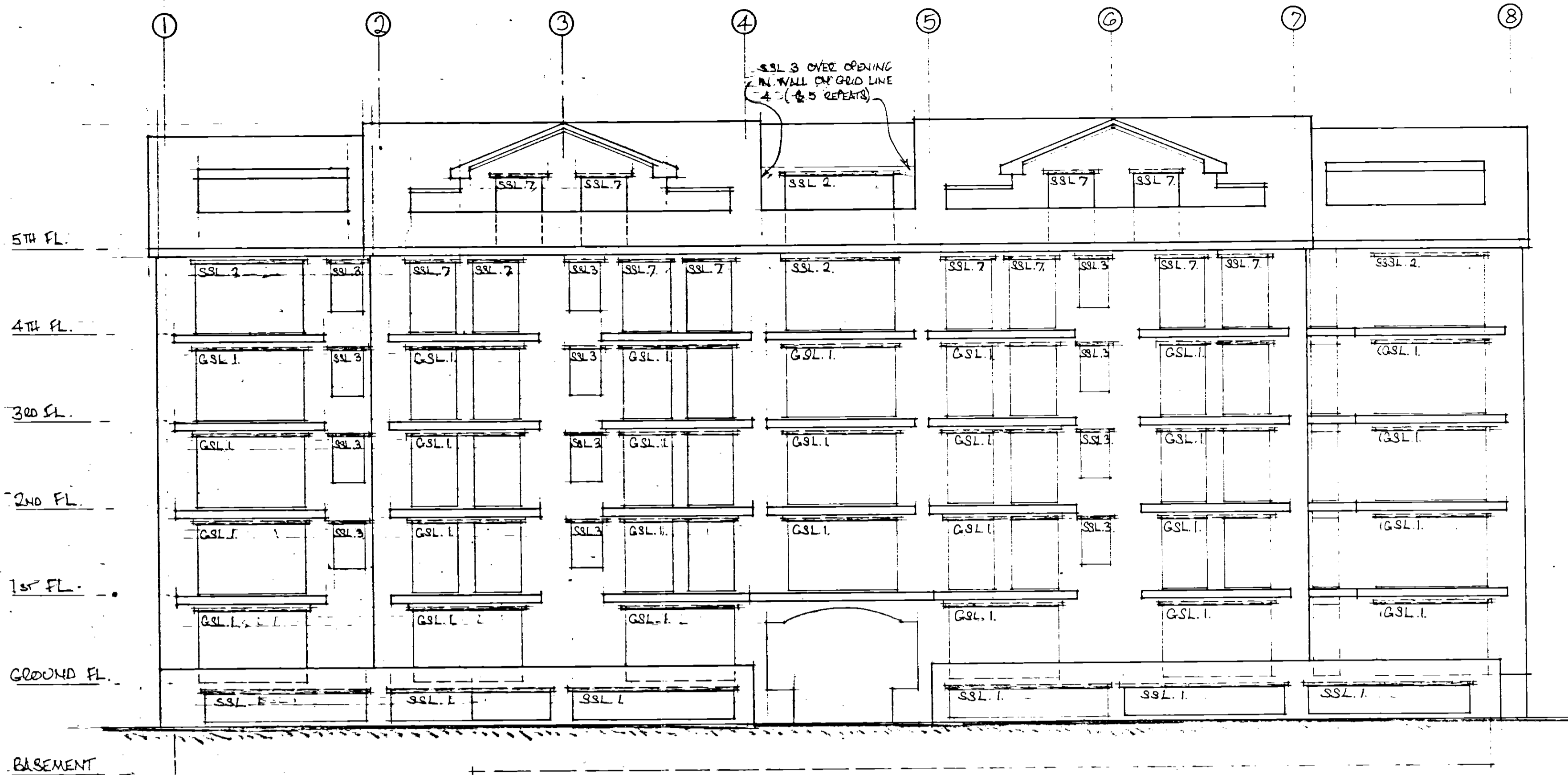
10-16 WELLCLOSE SQ.
LONDON E1.

REINFT. DETAILS - BEAMS
WS/05, 06, 09, 11, 12 & 13. &
LINTELS J & M.

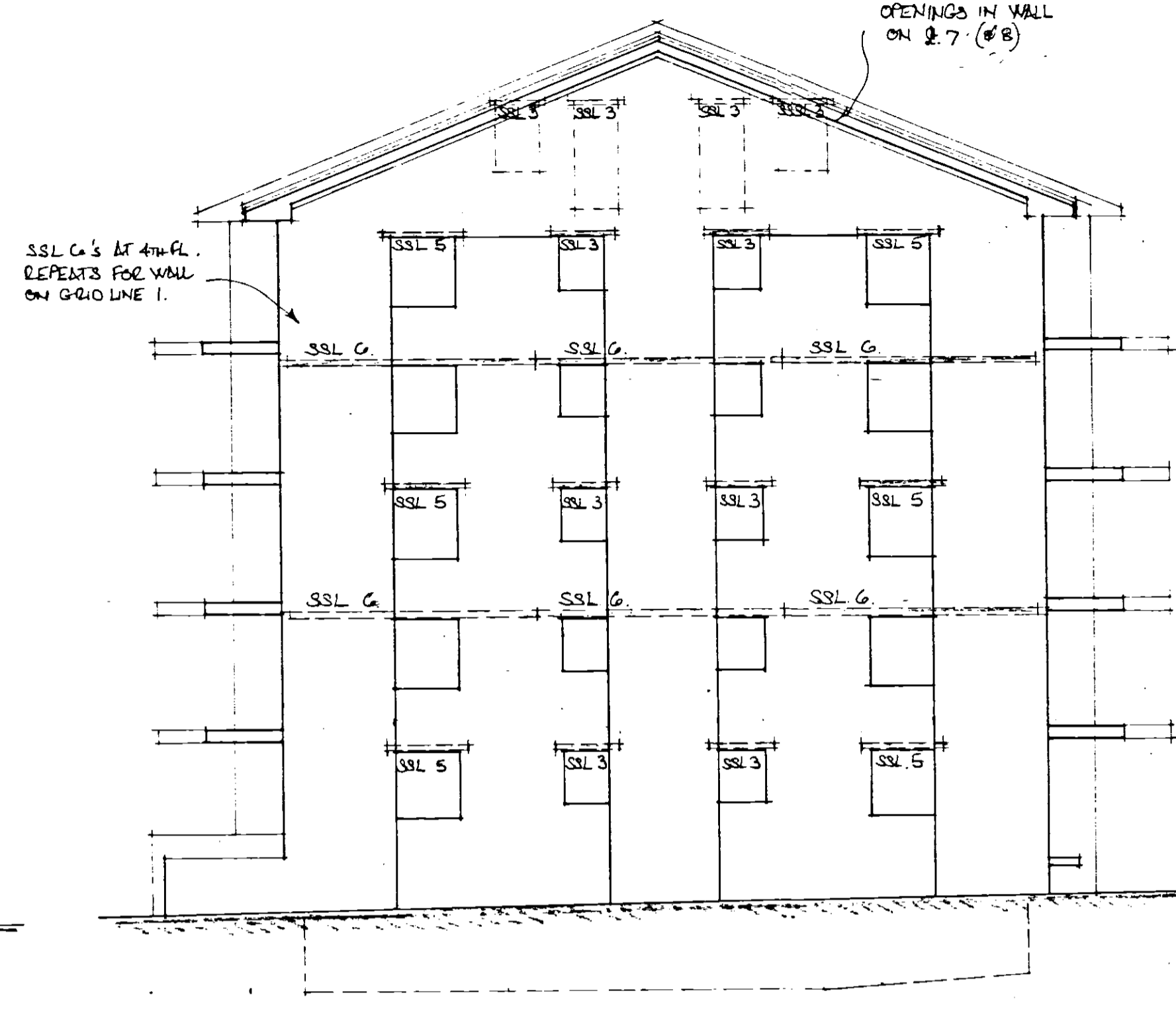
LESLIE WILKS CEng MStruct E
Chartered Structural Engineer
90 High Street Penge S.E.20 7HB

scale	1:25	date	February 1986
job no	8570	drg no	138.

notes



FRONT ELEVATION. (SOUTH)



FLANK ELEVATION. (EAST)

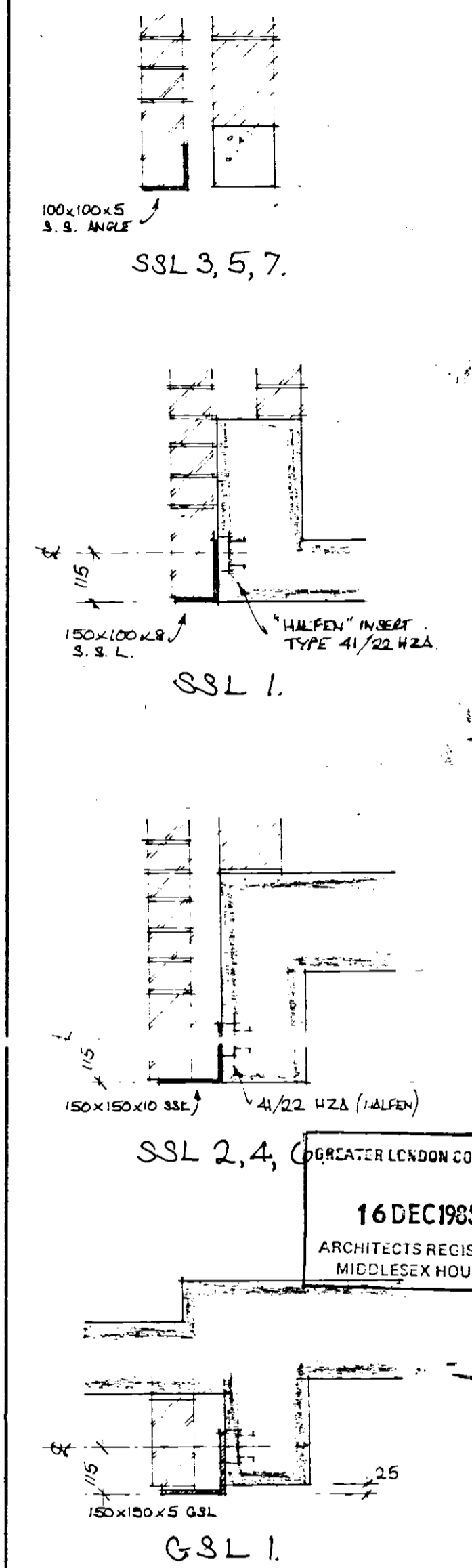


REAR ELEVATION. (NORTH)



ANGLE SCHEDULE - S.S.L. - STAINLESS STEEL ANGLES.
G.S.L. - GALVANIZED

REF.	N ^o	% LENGTH	SECTION	DETAIL
S.S.L. 1.	6	5000	150 x 100 x 8	
S.S.L. 2.	5	3400	150 x 150 x 10	
S.S.L. 3.	52	1200	100 x 100 x 5	PLAIN.
S.S.L. 4.	1	2400	150 x 150 x 10	
S.S.L. 5.	6	1550	100 x 100 x 5	PLAIN.
S.S.L. 6.	9	4900	150 x 150 x 10	
S.S.L. 7.	28	1650	100 x 100 x 5	PLAIN.
G.S.L. 1.	50	3400	150 x 150 x 5	



KILBY, DEAR, NEWSON PARTNERSHIP
23 BULL PLAIN,
HERTFORD, HERTS

10-16 WELLCLOSE SQ. E1.

DETAILS OF STEEL ANGLES
SUPPORTING OUTER LEAF
OVER OPENINGS.

LESLIE WILKS CEng MStruct E
Chartered Structural Engineer
90 High Street Penge S.E.20 7HB

scale 1:100 @ 2.5	date December 1985
job no 8570	drg no 136

This drawing is the copyright of the architect and is not to be reproduced without permission. ©

Figured dimensions to be used: Do not scale.

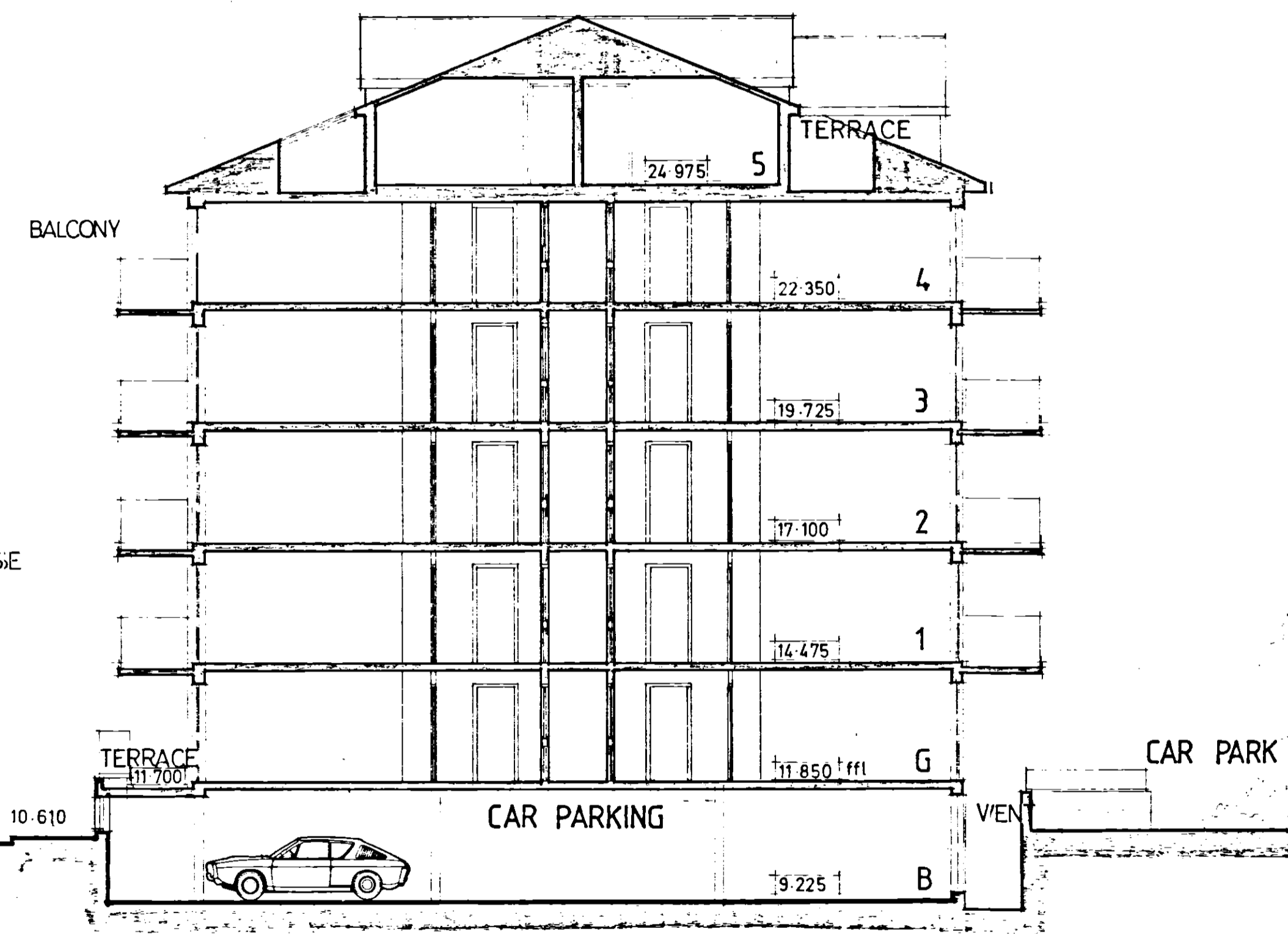
All dimensions and particulars to be checked on site before work is commenced.

Notes



ELEVATION TO FLETCHER STREET

- STONEWOLD TERRACOTTA
CONCRETE ROOF TILES
- PAINTED METAL RAILINGS
- STAINED S.W. WINDOWS
- FACING BRICK SOLDIER COURSE
- FACING BRICK CILL



TYPICAL SECTION

024863

- C Dec 84 Floor levels added
- B Sept 84 Top floor revised, ridge height reduced
- A July 84 roof pitch amended elevation to Fletcher st. revised

The Kirby Adair Newson Partnership
 23 Bull Plain, Hertford,
 Hertfordshire, SG14 1DX
 Telephone: Hertford 59411
 Chartered Architects

Job Title
10-16 WELLCLOSE SQUARE

Drg Title
PROPOSED ELEVATION AND SECTION

Scale	Date	Drawn	Checked
1:100	JUNE 84		

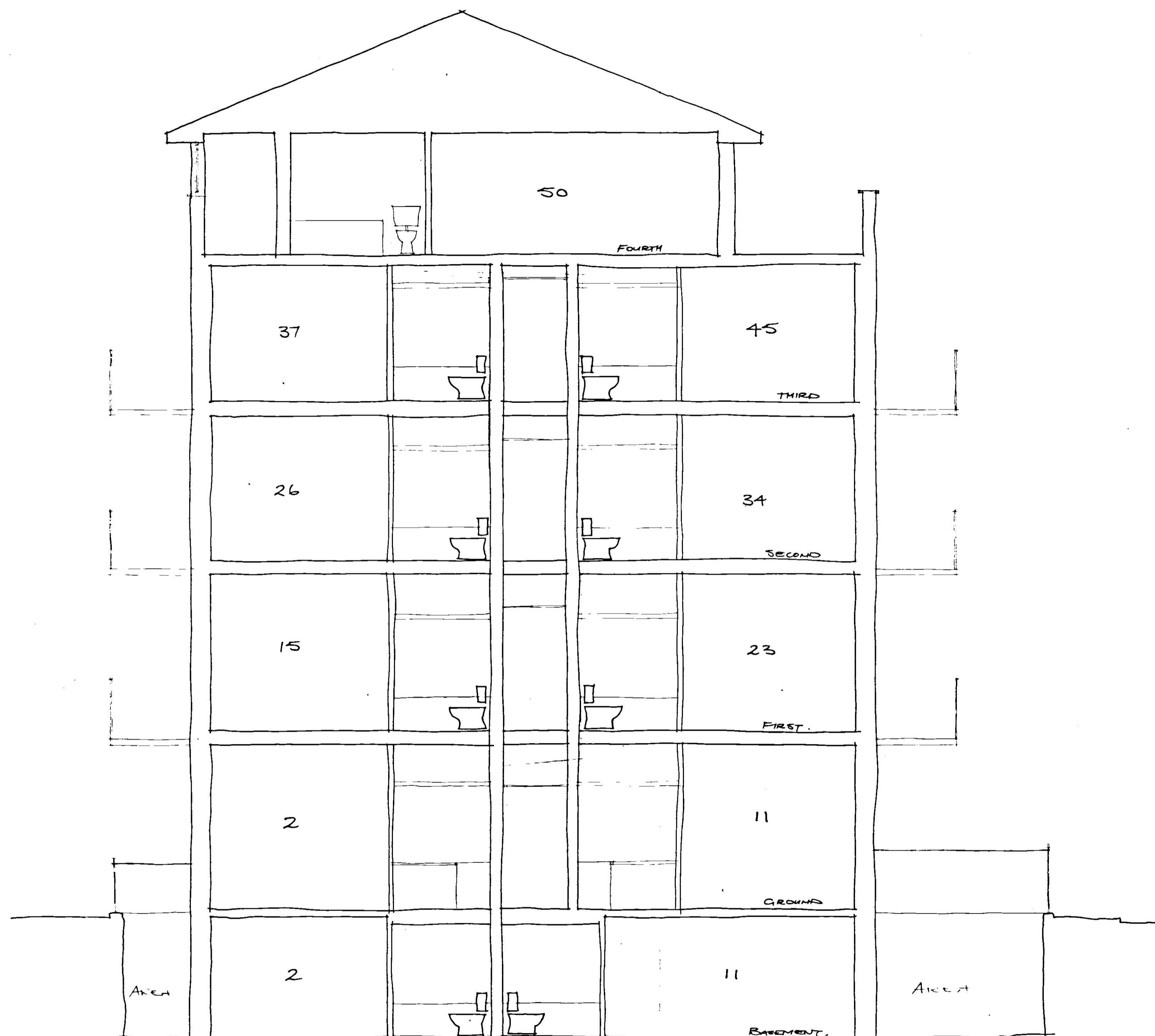
Job no.	Drg no.	Rev
H726	06	C

This drawing is the copyright of the architect and is not to be reproduced without permission. ©

Figured dimensions to be used: Do not scale.

All dimensions and particulars to be checked on site before work is commenced.

Notes



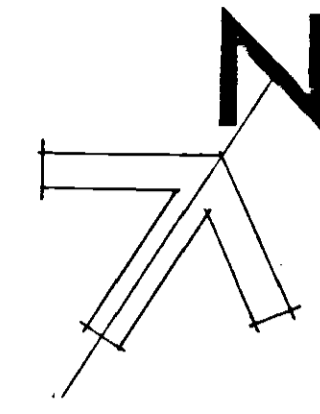
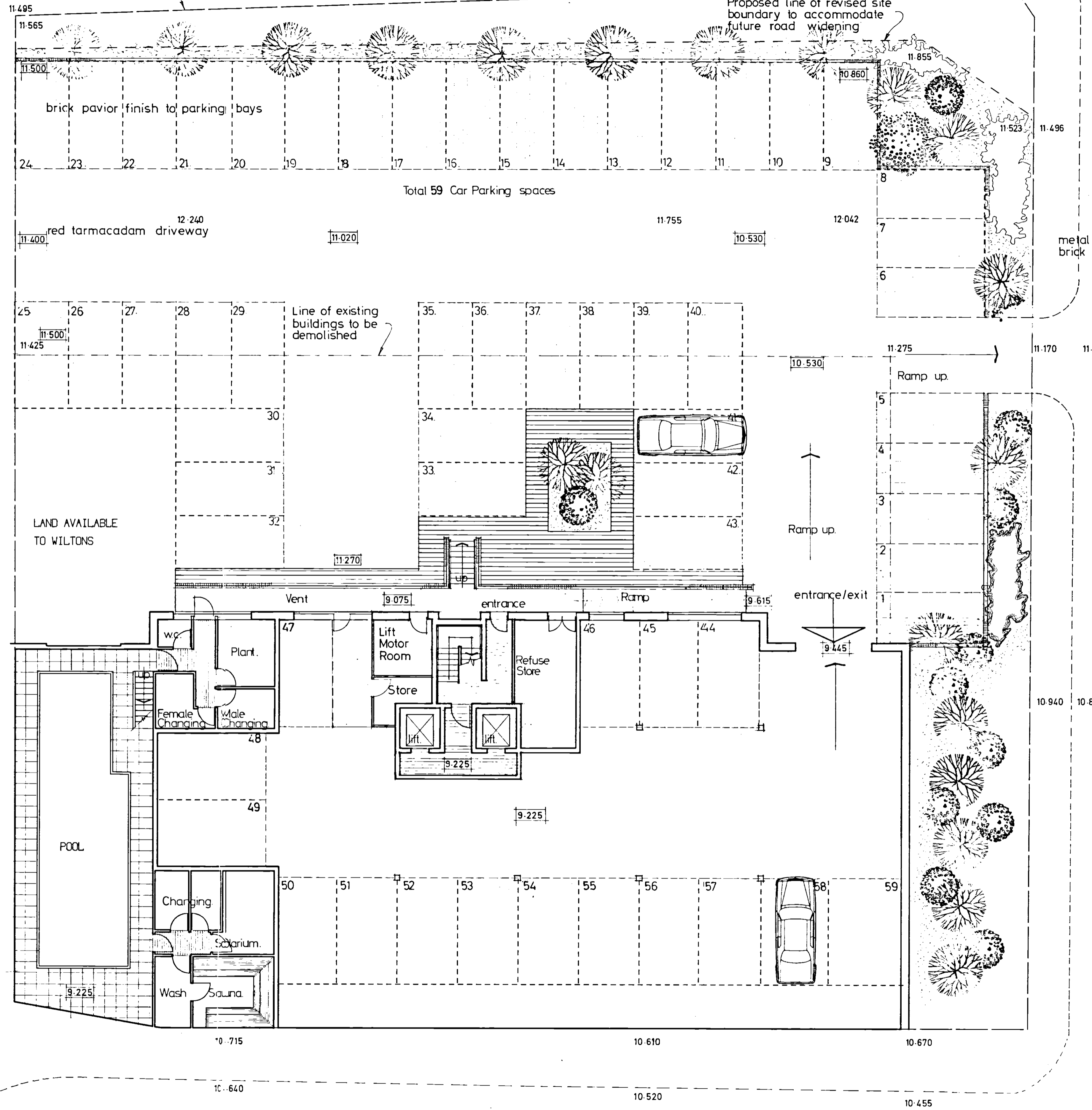
Ref	Date	Description	Sig
The Kirby Adair Newson Partnership 23 Bull Plain, Hertford, Hertfordshire, SG14 1DX Telephone: Hertford 59411 Chartered Architects			
Job Title 10-16 WELLCLOSE SQUARE LONDON E.1.			
Drg Title SKETCH SECTION.			
Scale	Date	Drawn	Checked
1:50	JAN 04	TS	
Job no.	Drg no.	Rev	
H671	02-15K8		

45203/03570

11-340 CABLE STREET

Existing site boundary

All proposed levels shown thus 9.225



024863

- C Dec 84 Existing & proposed levels added
- B Sept 84 lift motor room added
- A July 84 car parking revised
- Ref Date Description

The Klrbly Adair Newson Partnershp
 23 Bull. Platin. Hertford
 Hertfordshire, SG14 1DX
 Telephone Hertford 59411

Job title
 10-16 WELLCLOSE SQUARE

Dwg title
 BASEMENT AND CARPARK

Scale	Date	Drawn	Checked
1:100	JUNE '84		

Job no.	Dwg no.	Rev
H726	01	C

c.l. 10-760
 il. 7-500

c.l. 10-790
 il. 7-110

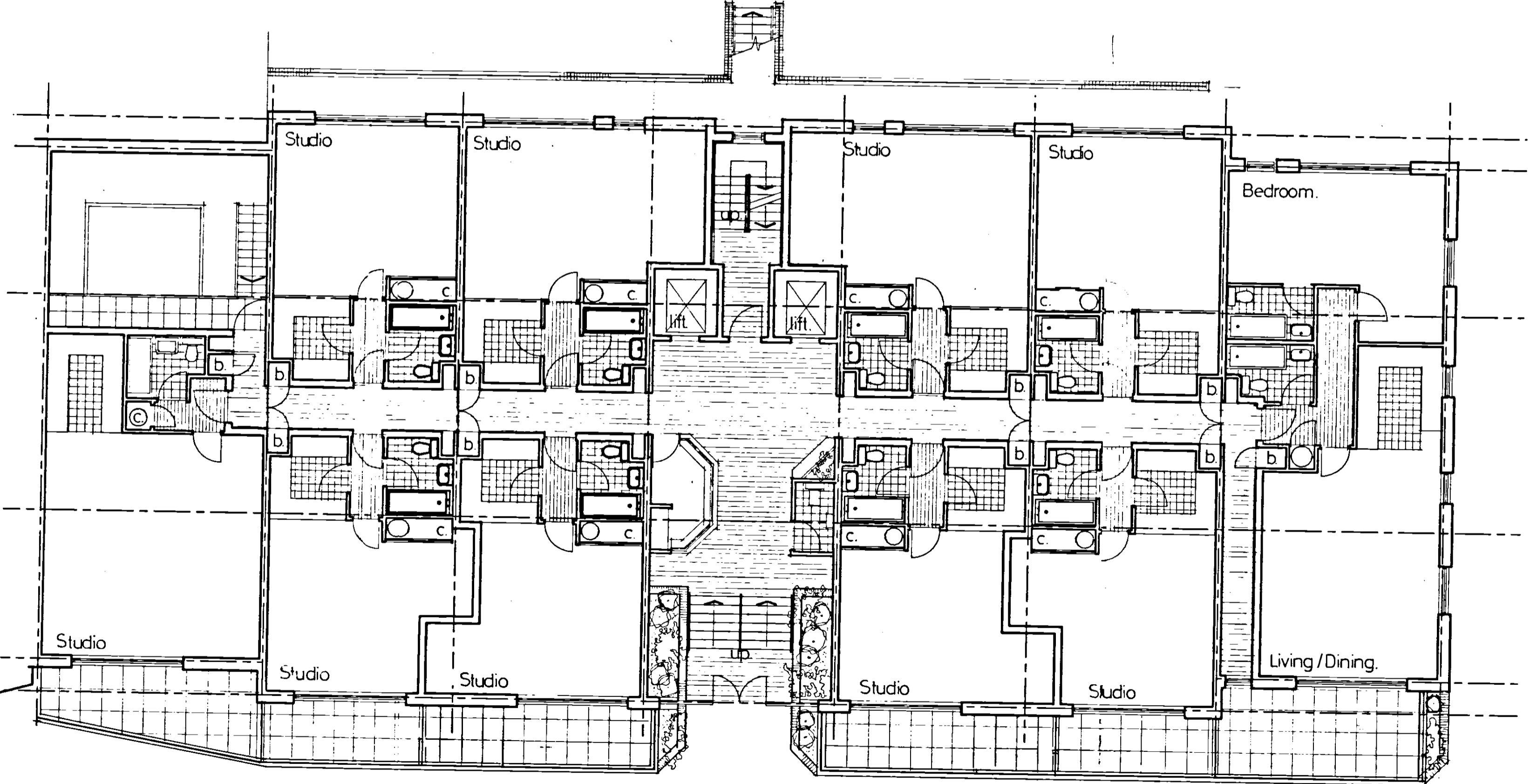
Schedule of Accommodation

FLOOR	STUDIO	1 BED
5	4	0
4	9	2
3	9	2
2	9	2
1	9	2
G	9	1
Total	49	9

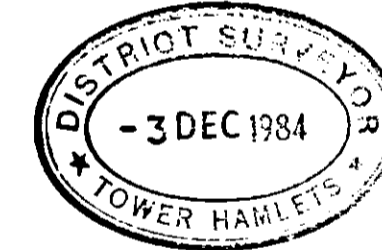
Total No of Units = 58

Total No of habitable rooms = 67

C A R P A R K



W E L L C L O S E S Q U A R E



- B Sept 84 Accommodation schedule revised
- A July 84 Rear access & stair revised

Ref | Date | Description | Sg

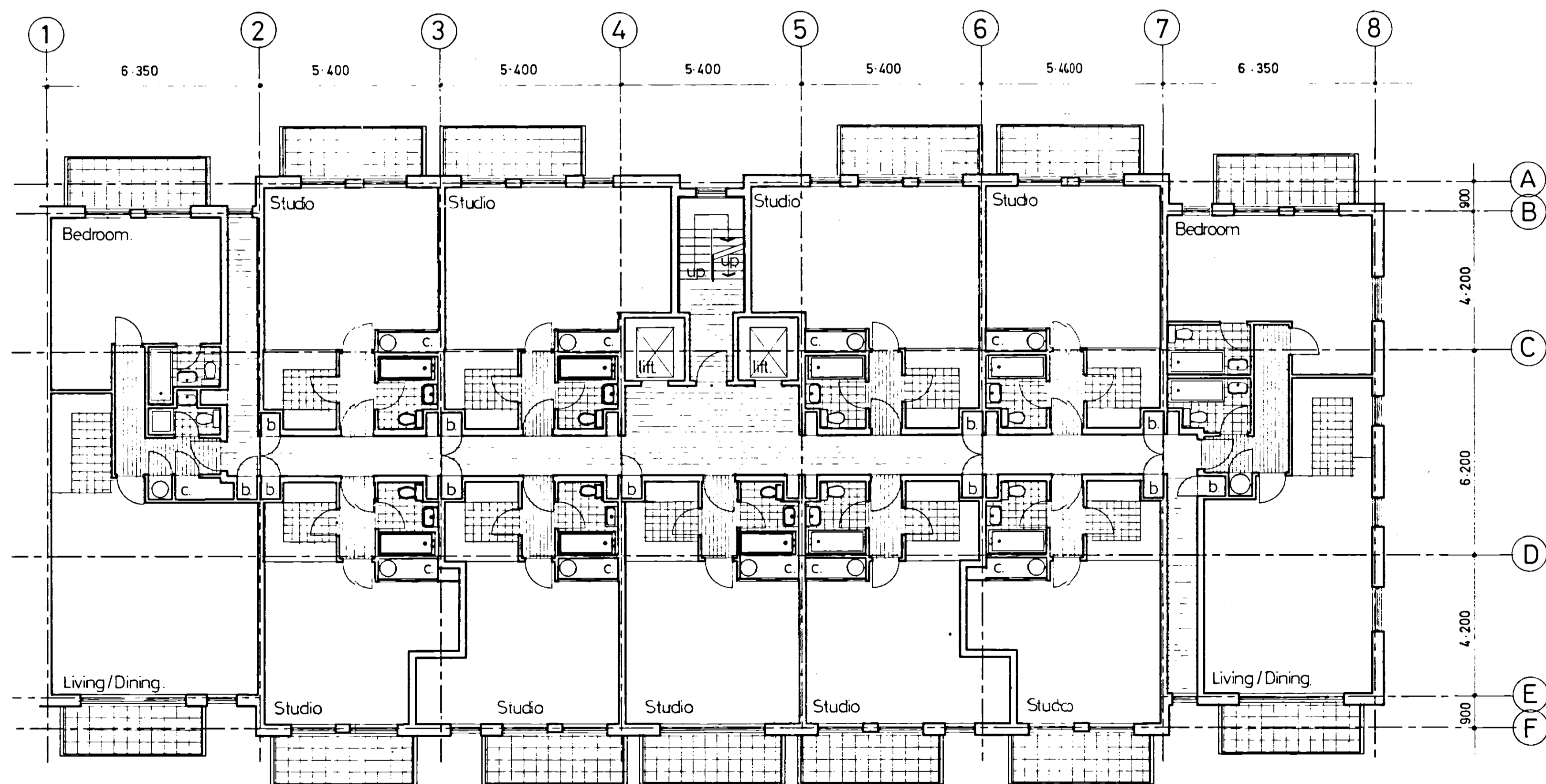
The Kirby Adair Newson Partnership
 23 Bull. Platin, Hertford
 Hertfordshire, SG14 1DX
 Telephone Hertford 55411

Job title
10-16 WELLCLOSE SQUARE

Drg Title
**PROPOSED LAYOUT
 GROUND FLOOR**

Scale	Date	Drawn	Checked
1:100	JUNE '84		

Job no.	Drg no.	Rev
H726	02	B



024863

E. DECORATIVE GRILLAGE ALIGNED FR. ABOVE
 A July 84 windows to front elevation revised

Ref	Date	Description	By

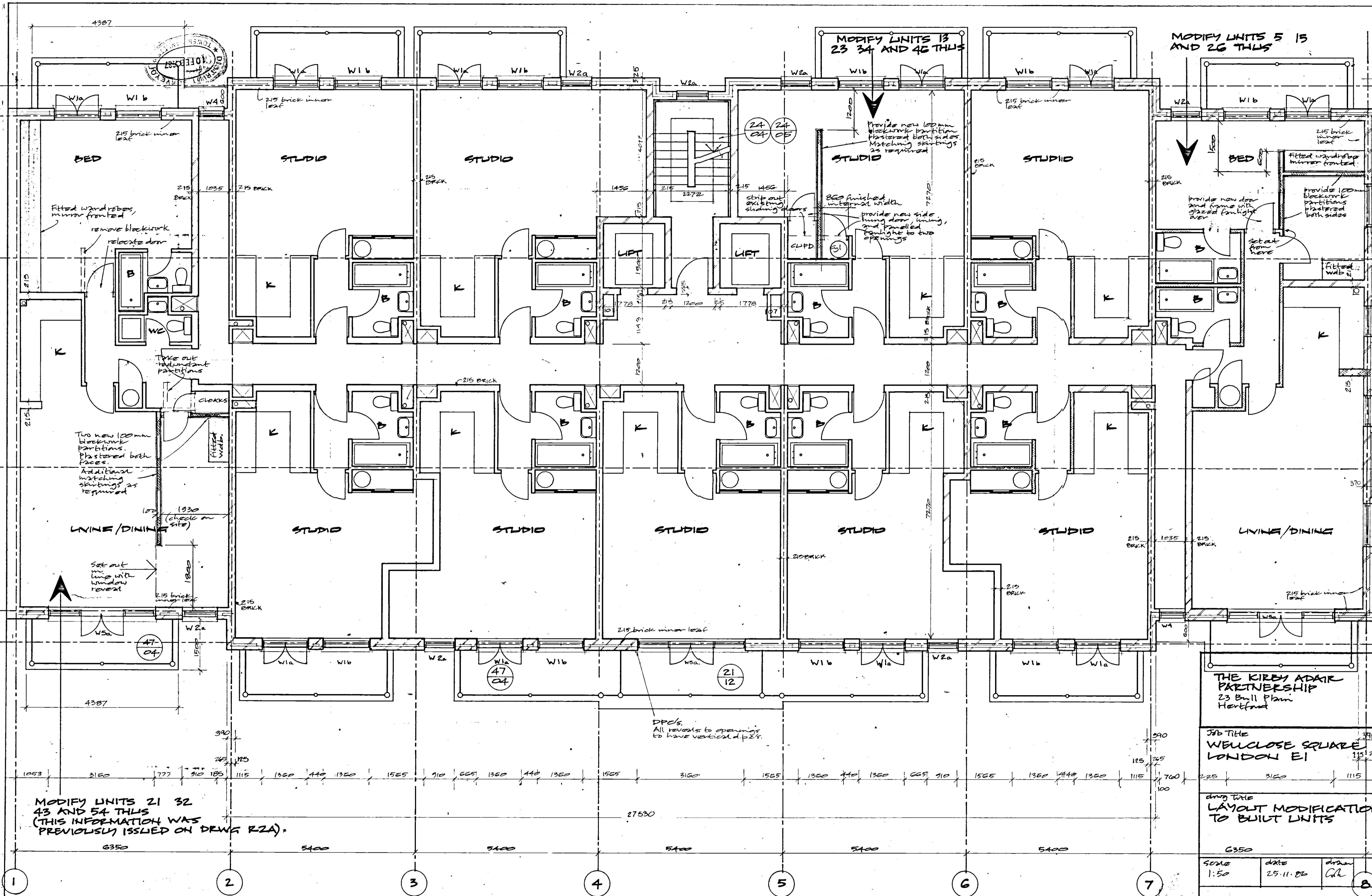
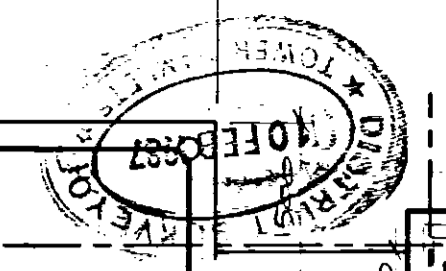
The Kirby Adair Newson Partnership
 23 Bull. Place, Hertford
 Hertfordshire, SG14 1DX
 Telephone Hertford 534111
 Chartered Architects

Job title
 10-16 WELLCLOSE SQUARE

Drg title
 PROPOSED LAYOUT
 FLOORS 1-4

Scale	Date	Drawn	Checked
1:100	JUNE '84	<i>[Signature]</i>	

Job no.	Drg no.	Rev
H726	03	<i>[Signature]</i>



MODIFY UNITS 13
23 34 AND 43 THIS

MODIFY UNITS 5 15
AND 26 THIS

MODIFY UNITS 21 32
43 AND 54 THIS
(THIS INFORMATION WAS
PREVIOUSLY ISSUED ON DRAWG R2A)

ELECTRICAL INSTALLATION/FITTINGS IN MODIFIED UNITS
TO BE ADJUSTED BY ELECTRICIAN AS DIRECTED AT
SITE MEETING 19.11.86

THE KIRBY ADAIR
PARTNERSHIP
23 Bull Plain
Hertford

Job Title
WOLCROSE SQUARE
LONDON E1

draw title
LAYOUT MODIFICATIONS
TO BUILT UNITS

G350		
SCALE 1:50	DATE 25.11.86	DRAWN GRL

H726 R3 B

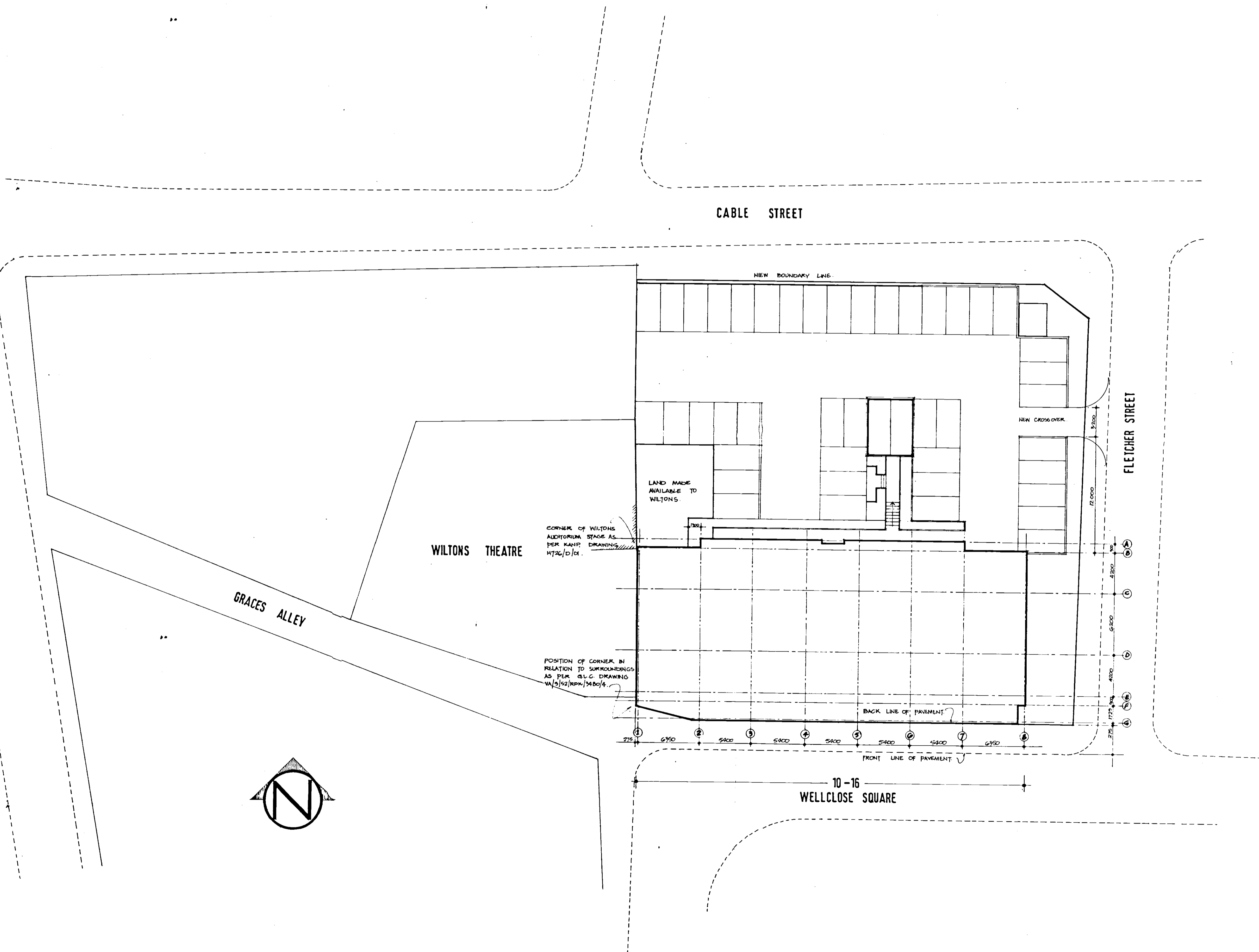
B: 12.12.86 Unit 23 to be modified
A: 4.12.86 Bed door relocated units 21, 32 etc and added units 13 etc. Units 5, 15 etc totally changed

This drawing is the copyright of the architect and is not to be reproduced without permission. ©

Figured dimensions to be used: Do not scale

All dimensions and particulars to be checked on site before work is commenced.

Notes



rev	date	description	sign
-----	------	-------------	------

The Kirby Adair Newson Partnership
Chartered Architects

23 Bull Plain
Hertford
Hertfordshire SG14 1DX
Telephone:
Hertford (0992) 59411

job title

10-16 WELLCLOSE SQUARE
LONDON E1

drg title

SITE PLAN
&
SETTING OUT DRAWING

scale	date	drawn	checked
-------	------	-------	---------

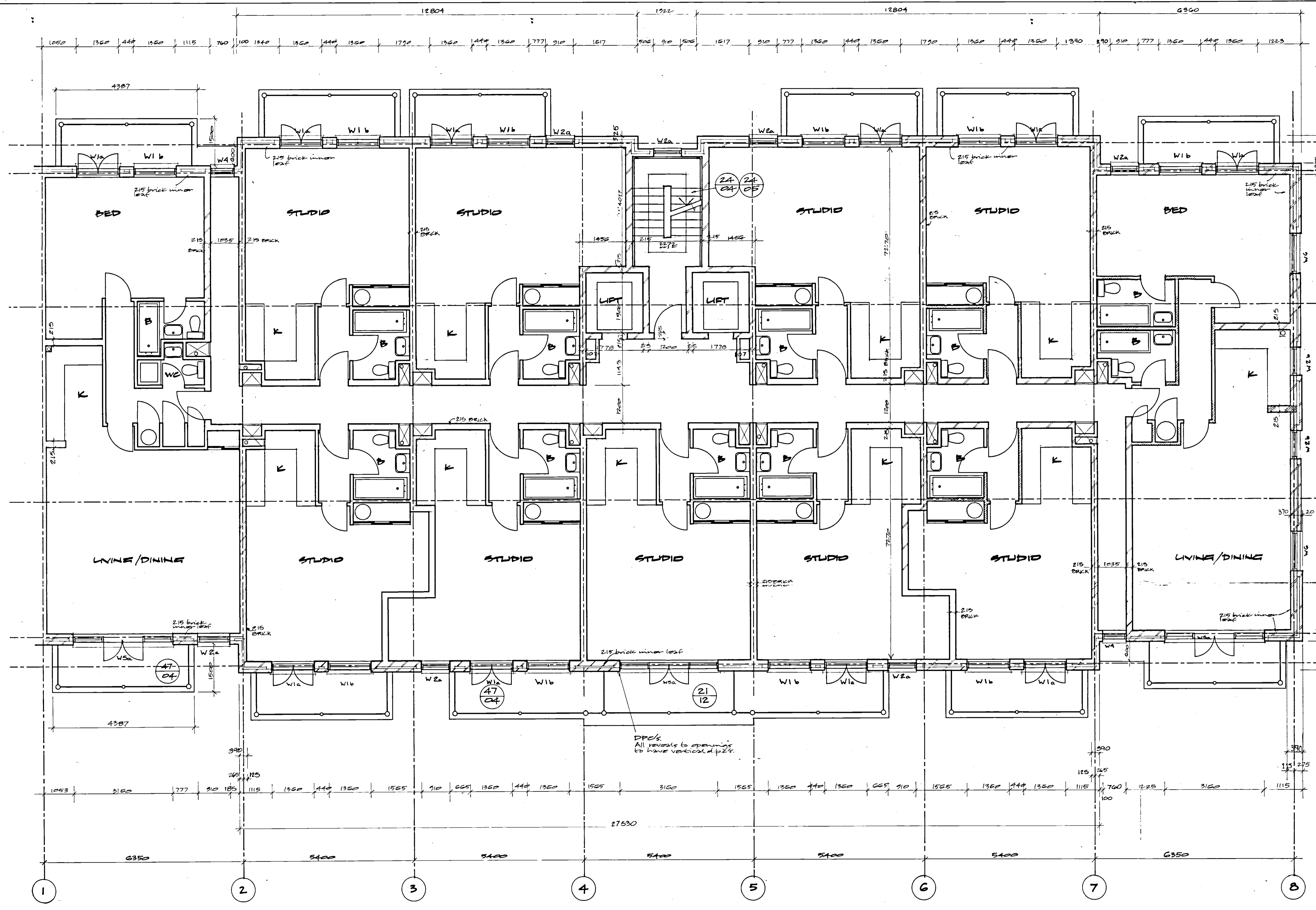
1:200 AUG '85

job no	drg no	rev
--------	--------	-----

H 726 /21/01

This drawing is the copyright of the architect and is not to be reproduced without permission. All figured dimensions to be used. Do not scale. All dimensions and particulars to be checked on site before work is commenced.

Notes



NOTE: CAVITY WALL CONSISTING OF:
 100mm OUTER LEAF OF FACE BRICKWORK
 75mm CAVITY
 25mm TRIPLE EXPANDED POLYSTYRENE INSULATION WITHIN CAVITY
 BRICK INNER LEAF AS DIMENSIONED
 (SEE ALSO STRUCTURAL ENGINEER'S DRAWINGS)
 EXT WALL DIFFERS AS INDICATED

- H 110.00 ADDITIONAL SUP ADDED TO HEIGHT AND
- I 3-5 AS. END WALL ALTERED.
- J 19-0.25 REFINISH STAIRS REMOVED.
- E 25-7.85 VENT ABOVE STAIRS (BY LIFT).
- D 10-7.25 SITS ABOVE STAIRS AND STAIRS TO STAIRS.
- C 4-7.05 SITS ABOVE STAIRS AND STAIRS TO STAIRS.
- B 22-5.15 WINDOWS AMENDED TO EMBLE'S INSTRUCTIONS WITH DIMENSIONS ACCORDING TO ENGINEER'S DRAWINGS AND DIMENSIONS CHANGED TO ACCORD WITH ENGINEER'S DWGS. AND DIMENSIONS 1/82
- A 9-5.85 DIMENSIONS CHANGED TO ACCORD WITH ENGINEER'S DWGS. AND DIMENSIONS 1/82

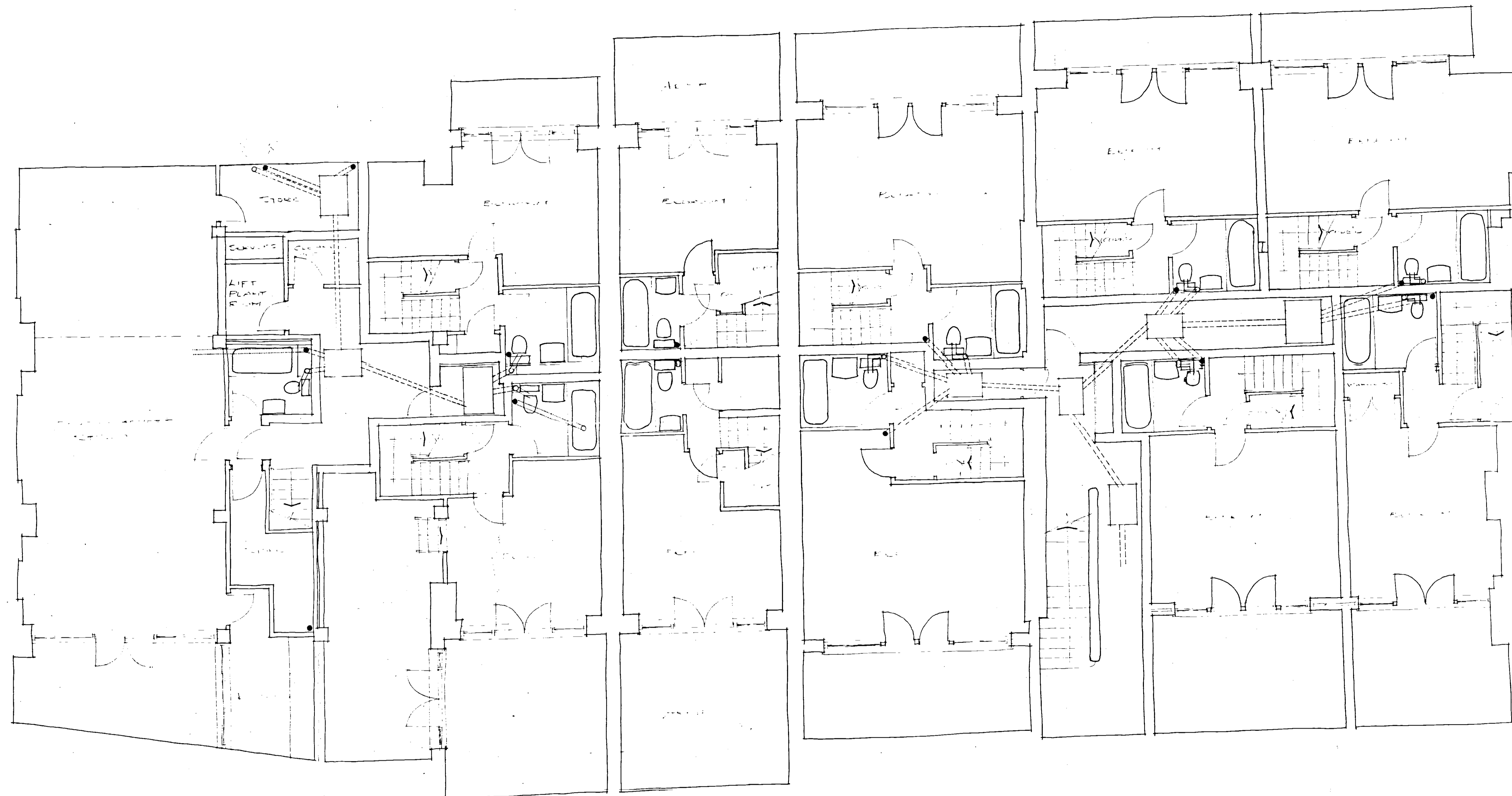
The Kirby Adair Newson Partnership
 23 Ball Park, Hatfield
 Hertfordshire SG14 1JX
 Telephone Hatfield 55111

Job Title
**WELLCLOSE SQUARE
 LONDON E1**

Dwg Title
PLAN OF FLOOR 1

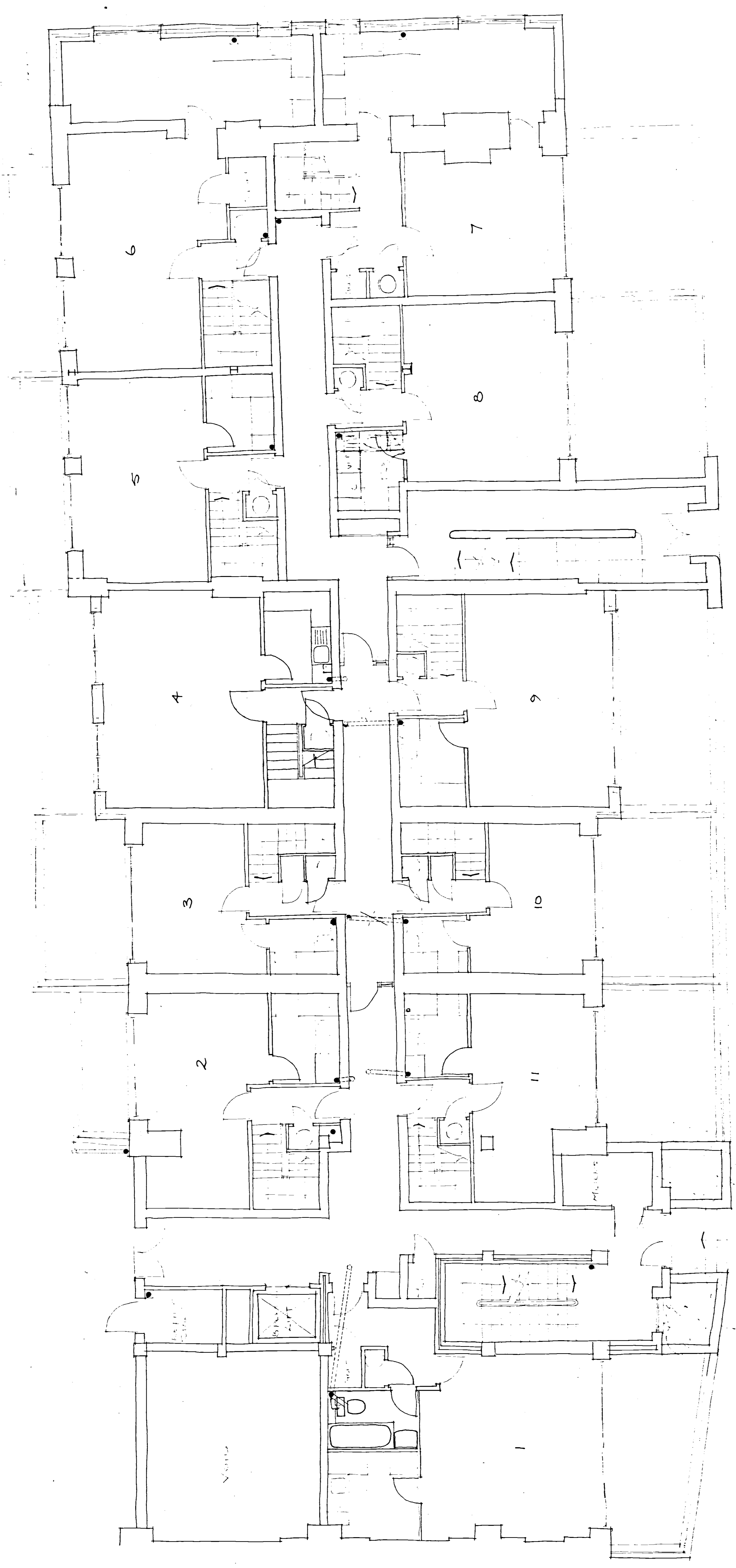
Scale	Date	Drawn	Checked
1:50	3.5.85	GL	

Job No	Dwg No	Rev
H726	21/04	H



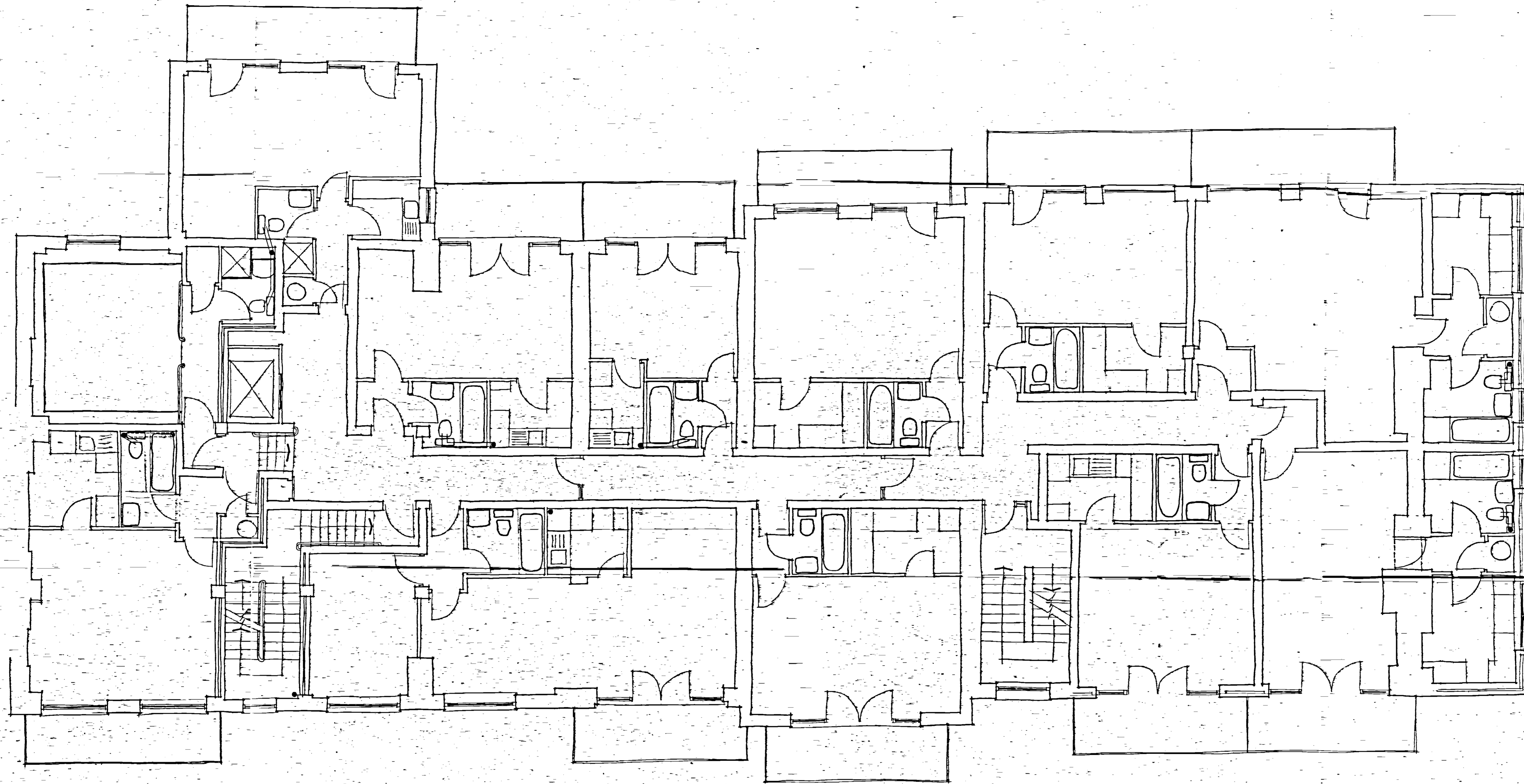
475001002570

<small>THE KIRBY ADAIR NEWSON PARTNERSHIP</small> <small>Architects</small>			
The Kirby Adair Newson Partnership <small>Partners: Kirby, Adair, Newson</small> <small>Herford, Herts SG14 1BP</small> <small>Telephone: Herford 55811</small>			
Job Title 10-16 WELLCLOSE SQUARE LONDON E.1.			
Dwg Title PROPOSED BASEMENT LAYOUT			
Scale	Date	Drawn	Checked
1:50	NOV 88	TS	
Job no.	Dwg no.	Rev.	
H671	02-15K1		



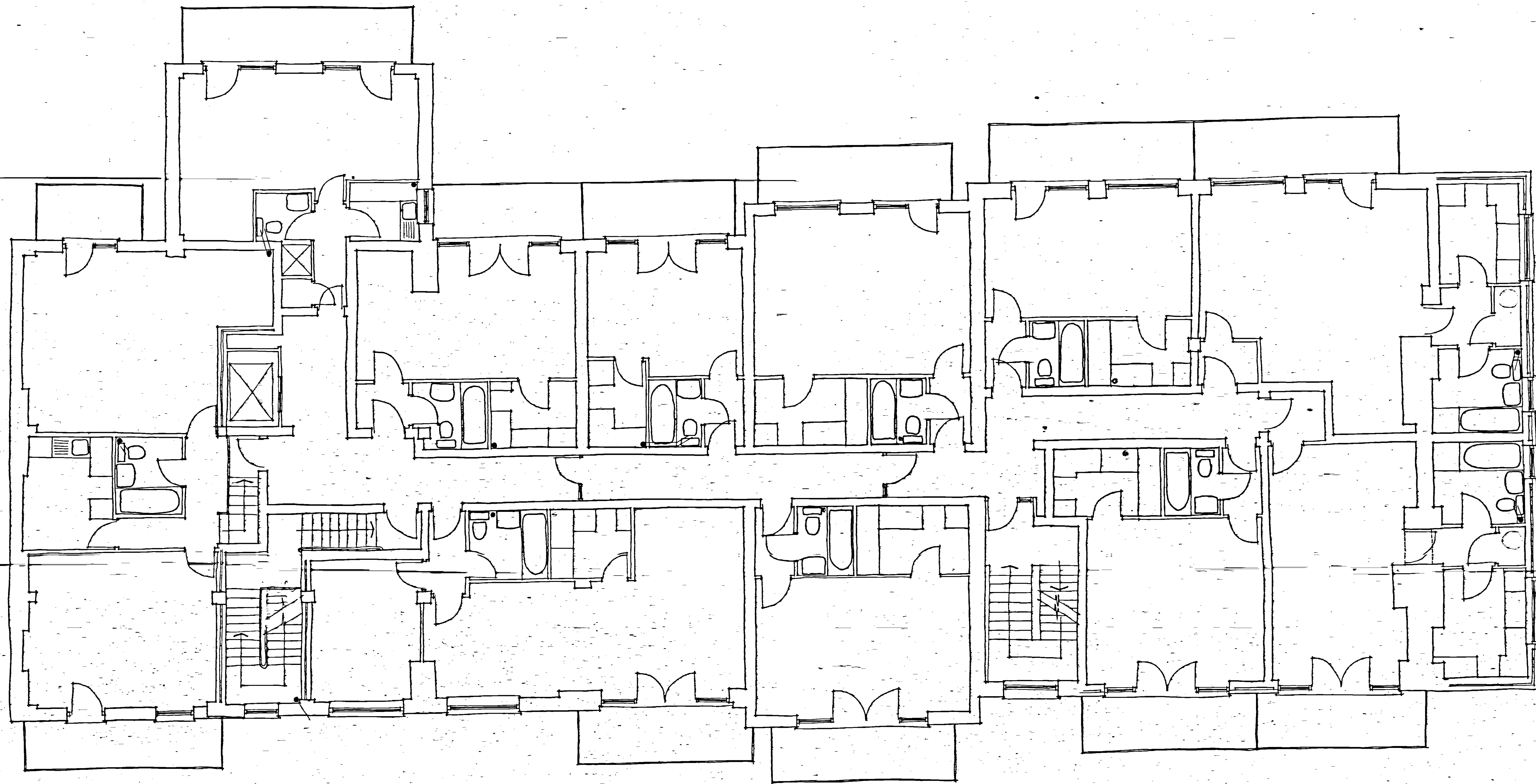
45104002570

The Kirby Adair Newson Partnership Chartered Architects 10-15 WELLOLSE SQUARE LONDON E.1.	Job Title 10-15 WELLOLSE SQUARE LONDON E.1.	Date Nov 08	Drawn FR	Checked
Job No 1-50	Date Nov 08	Drawn FR	Checked	Date 02/04/2
Job Title Proposed Grounds Floor Layout	Date Nov 08	Drawn FR	Checked	Date 02/04/2



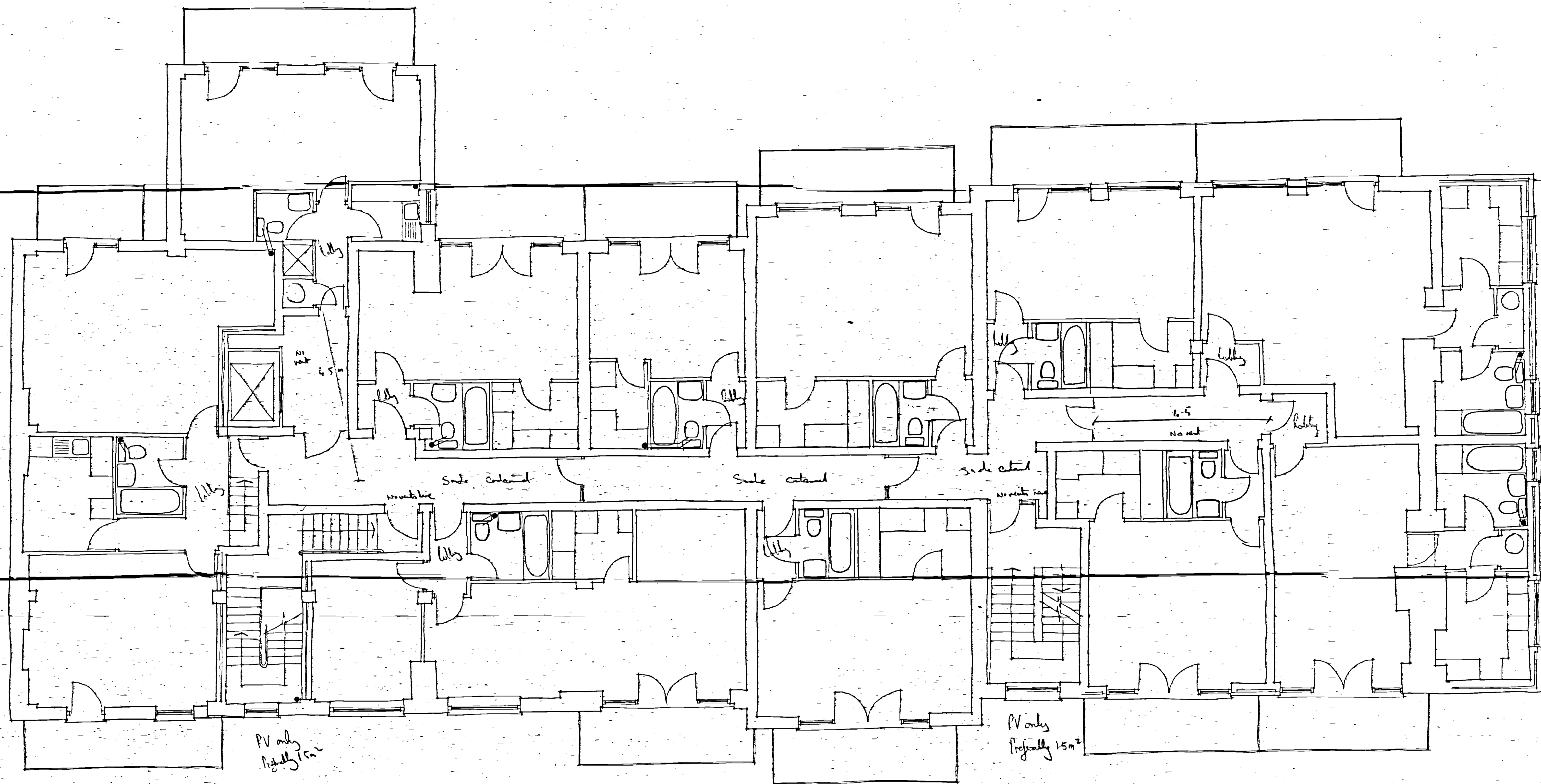
Ref	Date	Description	By
The Kirby Adair Newson Partnership Chartered Architects 8effry House, Bell Lane Hertford, Herts. SG14 5P Telephone: Hertford 55411			
Job Title 10-16 WENLOVE SQUARE LONDON E1			
Dwg Title PROPOSED FIRST FLOOR PLAN			
Scale	Date	Drawn	Checked
1:50	30.1.89	PC	
Job no.	Dwg no.	Rev.	
H671	02-1-83		

47324 002570



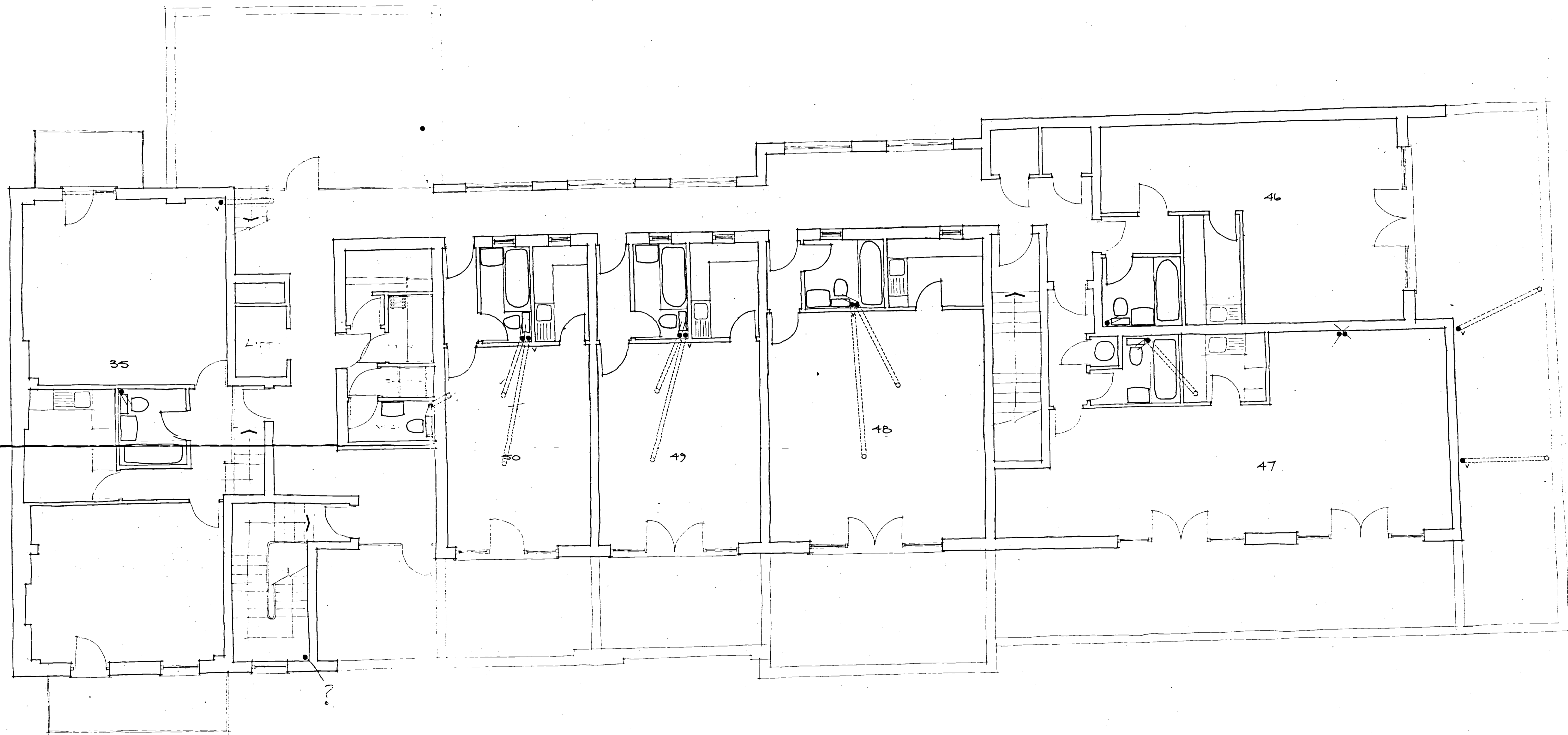
Ref	Date	Description	Sig
The Kirby Adair Newson Partnership Betty House, Bell Lane, Hertford, Herts SG14 1BP Telephone: Hertford 59411			
Job Title 10-16 NEWNORSE SQUARE LONDON E1			
Draw Title PROPOSED SECOND FLOOR LAYOUT			
Scale	Date	Drawn	Checked
1:50	20.1.84	REF	
Job no.	Draw no.	Rev	
H671	02/524		

47538/002570



47000-002570

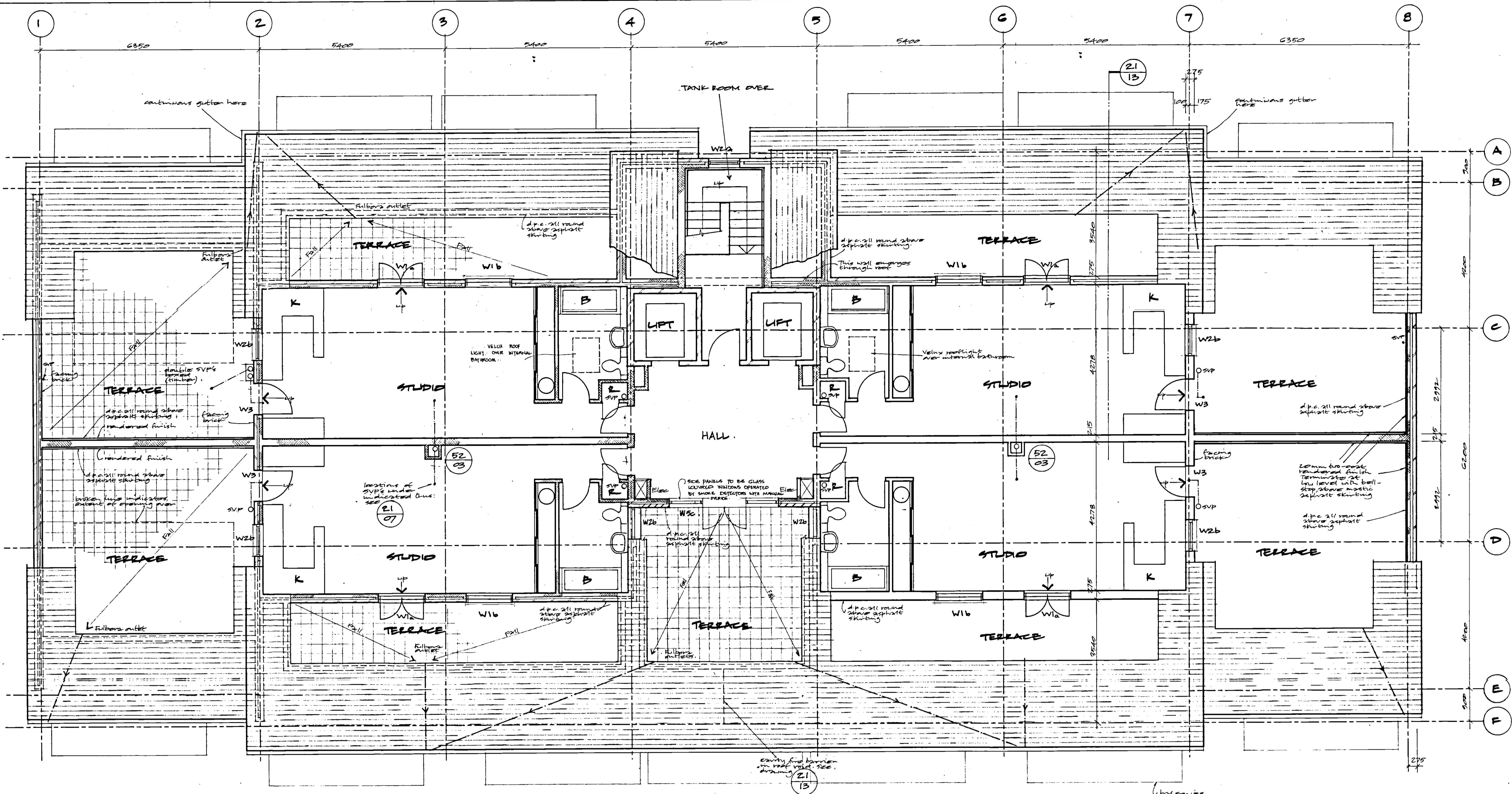
The Kirby Adair Newson Partnership <small>Architects</small>			
10-16 NEWNOME SQUARE LONDON E1			
PROPOSED THIRD FLOOR LAYOUT			
1:50	Scale	20.1.04	Date
4071	Drawn	02/15/04	Rev



Ref	Date	Description	By
The Kirby Adair Newson Partnership Chartered Architects Battery House, Bell Lane Hertford, Herts SG14 6BP Telephone: Hertford 55411			
Job Title 10-16 WELLCLOSE SQUARE LONDON E.1.			
Dwg Title PROPOSED FOURTH FLOOR LAYOUT			
Scale	Date	Drawn	Checked
1:50	12.1.04	TJ	
Job no.	Dwg no.	Rev	
H671	02-1/516		

4828-002570


This drawing is the copyright of the architect and is not to be reproduced without permission.
 Figured dimensions to be used. Do not scale.
 All dimensions and particulars to be checked on site before work is commenced.
 Notes



D.P.C.'s.
 All reveals to openings to have vertical d.p.c.'s.

- F 11.0.85 ADDITIONAL SUITS FROM INTERIORS REWORK APPROVED 11/85
- E 3.3.85 END WALL ALTERED (transverse reinforcement (not horizontal))
- D 16.8.85 Carving fire barrier added
- C 12.0.85 } SOME ROOFLIGHTS OMITTED
 } LIFT LOBBY REDUCED IN AREA
- B 25.7.85 East wall changed to concrete with double glazing. Vent ducts added (by lift).
- A 23.6.85 WINDOWS AMENDED TO CLARIFY INSTRUCTIONS. 1/85

Ref	Date	Description	1/85
The Kirby Adair Newson Partnership <small>23 Bell Busk, Hertford Hertfordshire SG14 1JX Telephone Hertford 25111</small> Chartered Architects			
Job Title	WELLCLOSE SQUARE LONDON E1		
Dwg Title	PLAN OF FLOOR 5		
Scale	Date	Drawn	Checked
1:50	17.5.85	EARL	
Job No	Dwg No	Rev	
H726	21/05	E	



This drawing is the copyright of the architect and is not to be reproduced without permission. All dimensions to be used. Do not scale. All dimensions and particulars to be checked on site before work commences.

CONTRASTING BRICKS
 Contrasting dark brown solid bricks, piers, etc. shaded in this drawing.

- 5
24.975
- 4
20.950
- 3
19.725
- 2
17.100
- 1
14.475
- G
11.850

NORTH (CABLE ROAD) ELEVATION

- 5
- 4
- 3
- 2
- 1
- G

SOUTH (WELLCLOSE SQUARE) ELEVATION

- E 09.05 Showers to balcony railings
- D 14.05 Designer's simplified Valmex rooflights omitted (2nos)
- C 07.05 S.A.V.P. RESPONSE REVISED
- B 7.05 Final entrance door & screen
- A 30.05 Single units changed. Centre unit finished in lead. Main entrance modified.

Rev | Date | Description | Sig

The Kirby Adair Newson Partnership
 Chartered Architects
 23 Bull Plain, Hertford
 Hertfordshire SG14 1ER
 Telephone Hertford 59111

Job Title
**WELLCLOSE SQUARE
 LONDON E1**

Dwg Title
**NORTH AND SOUTH
 ELEVATIONS**

Scale	Date	Drawn	Checked
1:50	14.5.05	WJ	

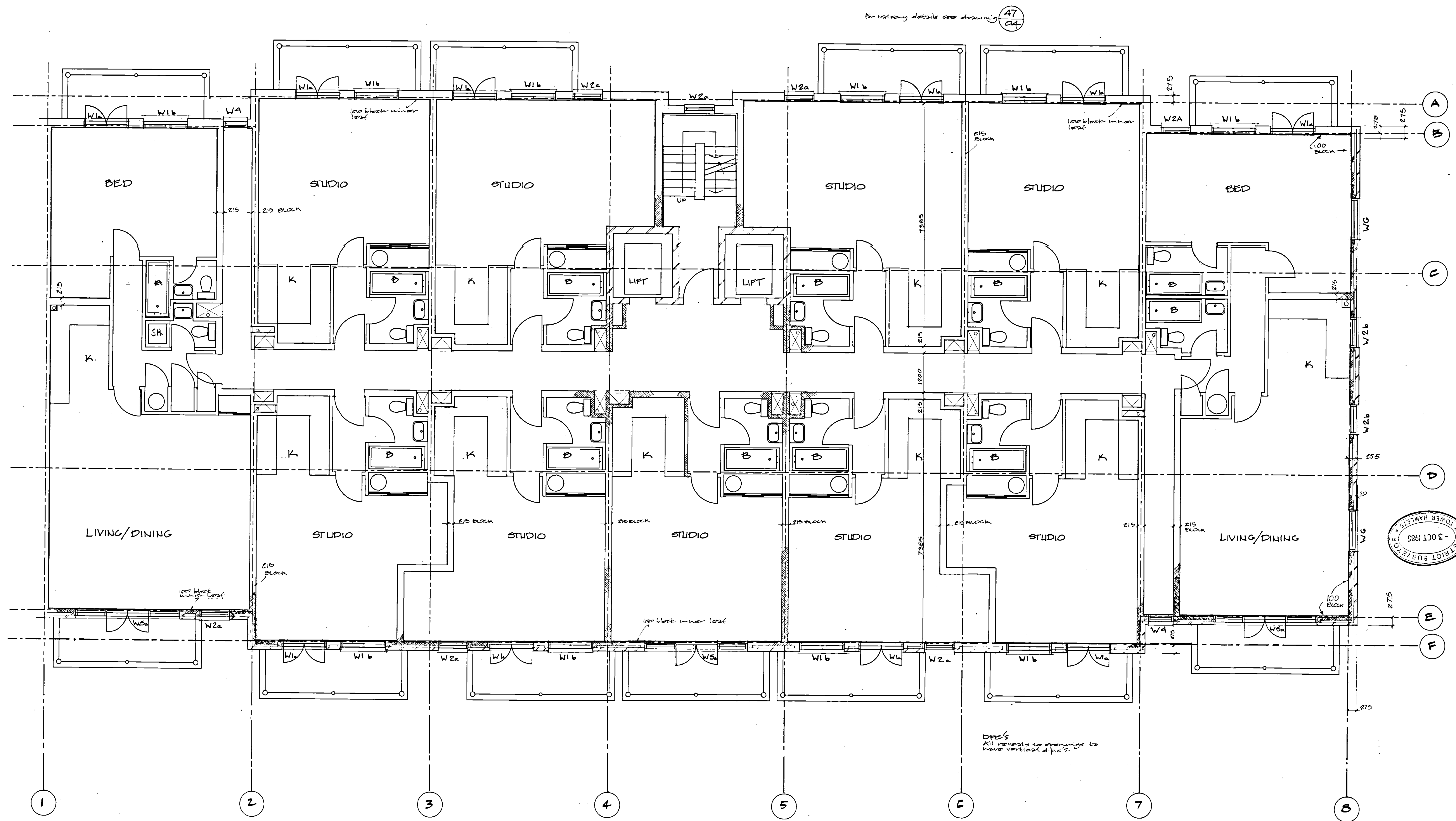
Job No
H726

Dwg No
2/10

Rev
E

This drawing is the copyright of the architect and is not to be reproduced without permission. All dimensions and particulars to be checked on site before work is commenced.

Notes




For balcony details see drawing (47/04)

D.P.E.'s
All reveals to openings to have vertical drips.

NOTE: FOR ALL OTHER DIMENSIONS INCLUDING SETTING OUT OF WINDOWS SEE DRAWING (21/04)

NOTE: CAVITY WALL AS DIMENSIONED CONSISTING OF:
100 mm FACING BRICK OUTER LEAF
75 mm CAVITY
25 mm JABLITE EXPANDED POLYSTYRENE INSULATION WITHIN CAVITY
BLOCKWORK INNER LEAF (PLASTER FINISH)
(SEE ALSO STRUCTURAL ENGINEER'S DRAWINGS)



- F 11.05.85 ADDITIONAL OVP ADDED TO KITCHEN. ASD.
- E. 3.3.85. END WALL ALTERATIONS.
- D 19.8.85. REFUSE ROOMS OMITTED.
- C 25.7.85. EAST WALL SHIPPED. VENT DUCTS ADDED (UNDER LIFT).
- B 10.7.85. DUCTS ADDED TO ALLOW ACCESS TO SUPPLY AIR TO BRIGHTON. BRIGHTON ADDED TO ALCOHOL RACKS.
- A 25.6.86 WINDOWS AMENDED TO CLIENT'S INSTRUCTION. BALCONY ADDED BELOW CORRIDOR. VENTILATION WINDOW. ASD.

The Klrby Adair Newson Partnership
25 Bell Busby, Hertsford
Hertfordshire SG14 1JX
Chartered Architects
Telephone Hertsford 33411

Job Title
**WELLCLOSE SQUARE
LONDON E1**

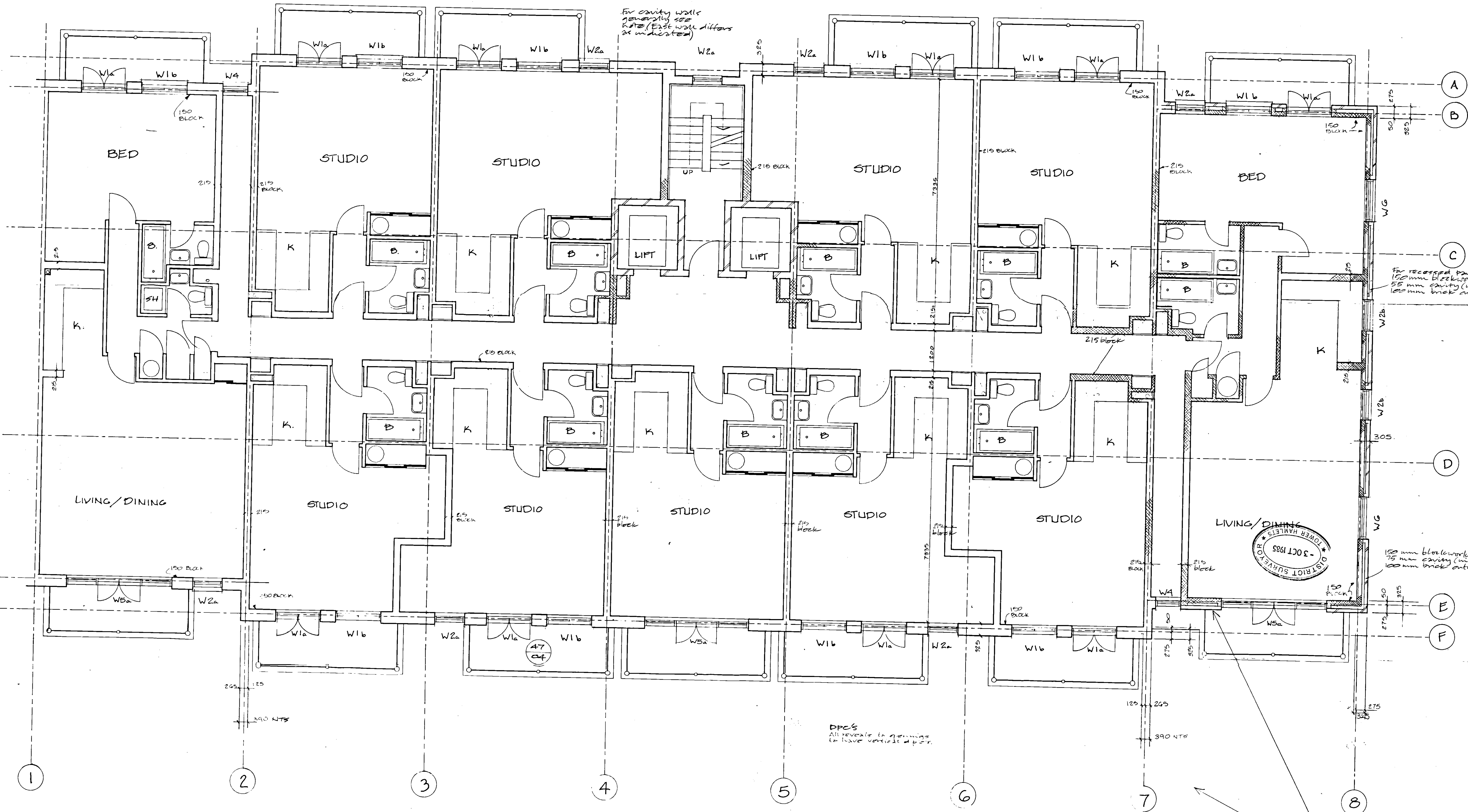
Proj Title
PLAN FOR FLOOR 4

Scale	Date	Drawn	Checked
1:50	10.5.85	ABB	

Job No	Proj No	Rev
H726	21/07	F

This drawing is the copyright of the architect and is not to be reproduced without permission.
 Figured dimensions to be used. Do not scale.
 All dimensions and particulars to be checked on site before work is commenced.

Notes



For cavity walls generally see notes (Exst wall differs as indicated)

For recessed panels 100mm blockwork 55mm cavity (insulated) 100mm brick outer leaf

100mm blockwork 75mm cavity (insulated) 100mm brick outer leaf

DPC'S All reveals to drawings to leave vertical up 220

NOTE: FOR SETTING OUT DIMENSIONS FOR WINDOWS SEE DRAWING (21/04)

NOTE: CAVITY WALL AS DIMENSIONED CONSISTING OF:
 100mm OUTER LEAF FACE BRICKWK.
 75mm CAVITY
 65mm JACRILE EXPANDED POLYSTYRENE INSULATION WITHIN CAVITY
 BLOCKWORK INNER LEAF (SEE ALSO STRUCTURAL ENGINEER'S DRAWINGS)

- F 11.0.85 ADDITIONAL GUT ADDED TO KITCHEN
- E 3.7.85 END WALL ALTERED
- D 14.8.85 REUSE STORES OMITTED
- C 26.7.85 Plan only applicable to Floor 3 as agreement with former client details.
- B 10.7.85 D.C.S. APPROVED PLANNING ACCESS TO SIDE AND REAR BATHROOM DOORS APPROVED TO ALLIED PLAN
- A 23.5.85 WINDOWS AMENDED TO CLIENT'S INSTRUCTIONS. FINISHES NOTED UNDER VENT WINDOWS AGES.


the Kirby Adair Newson Partnership
 23 Ball Plain, Hatfield
 Hertfordshire SG14 1JX
 Telephone: Hatfield 53111
 Chartered Architects


Job Title
**WELLCLOSE SQUARE
 LONDON E1**

Dwg Title
PLANS FOR FLOOR 3

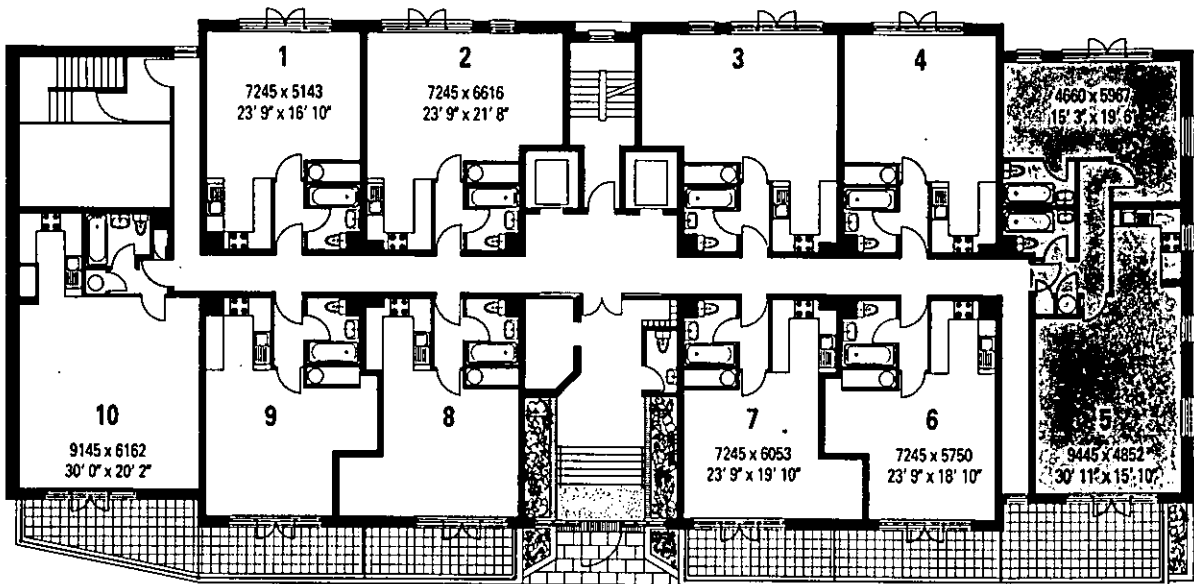
Scale	Date	Drawn	Checked
1:50	9.5.85	ACB	

Job No	Dwg No	Rev
H726	21/05	F

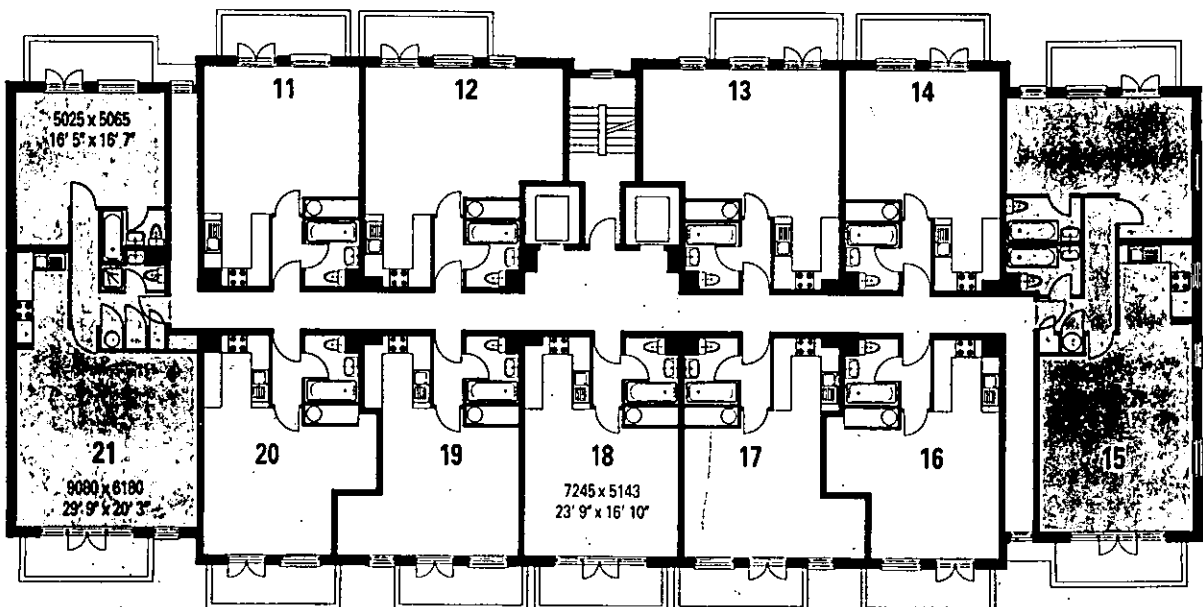




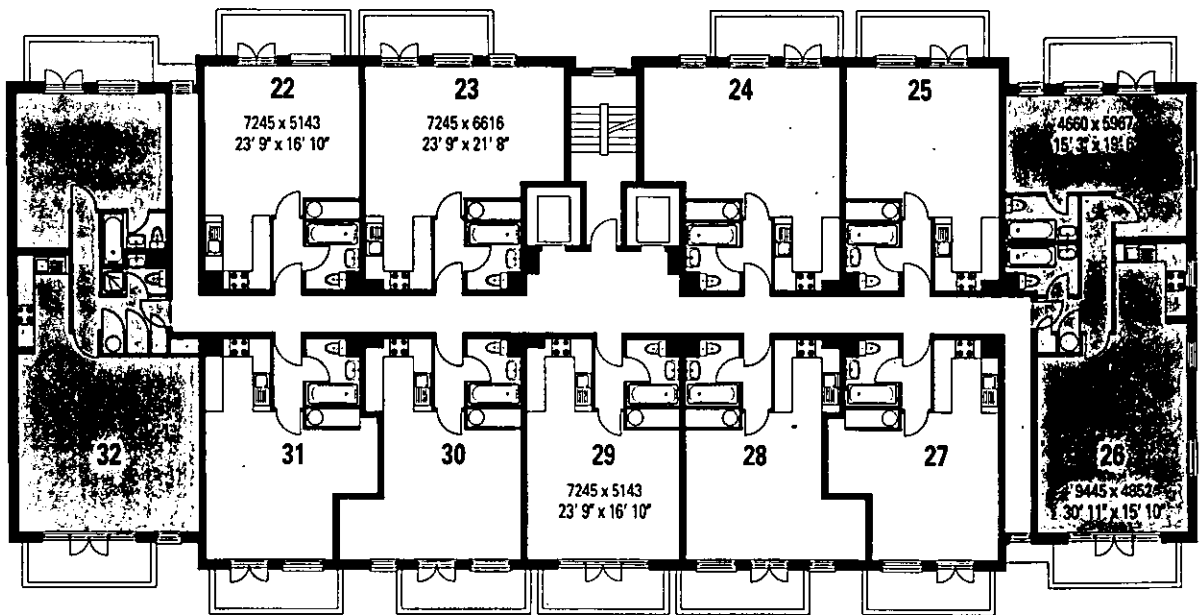
GROUND FLOOR PLAN



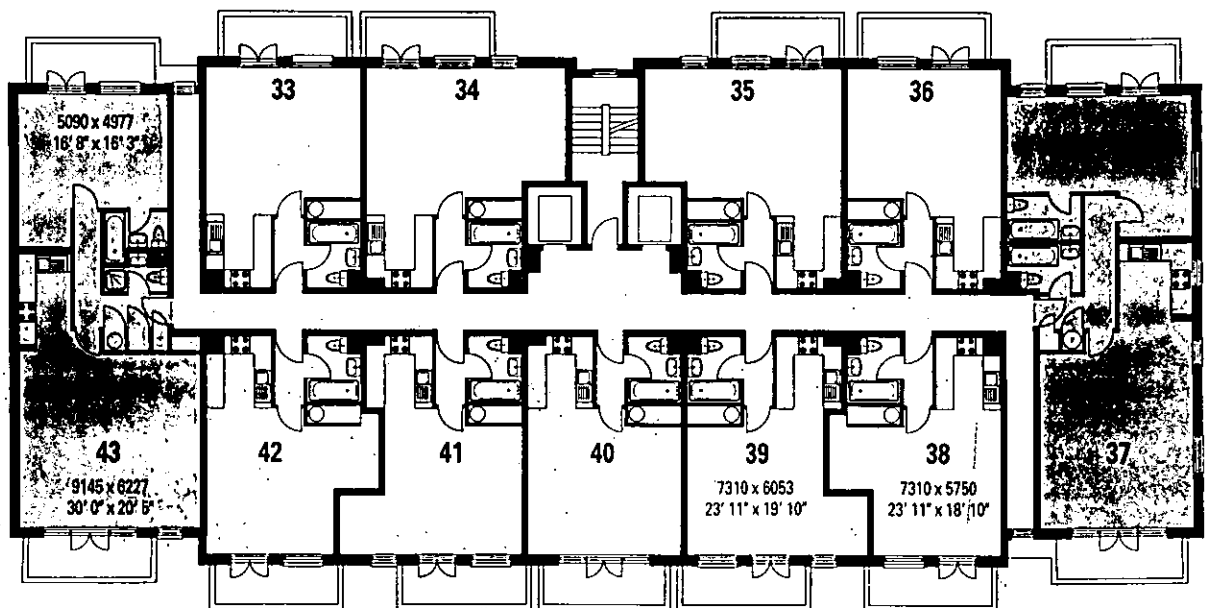
FIRST FLOOR PLAN



SECOND FLOOR PLAN



THIRD FLOOR PLAN



FOURTH FLOOR PLAN

